



US00D448525B1

(12) **United States Design Patent**
Shutsa, Sr. et al.

(10) **Patent No.:** **US D448,525 S**

(45) **Date of Patent:** **** Sep. 25, 2001**

(54) **SAFETY VEST**

(75) Inventors: **John A. Shutsa, Sr.**, Munroe Falls;
Howard J. Kornfeld, Lakewood, both
of OH (US)

(73) Assignee: **Cool Wire Distribution and Supply
LLC**, Cuyahoga Falls, OH (US)

(**) Term: **14 Years**

(21) Appl. No.: **29/136,138**

(22) Filed: **Jan. 26, 2001**

(51) **LOC (7) Cl.** **29-02**

(52) **U.S. Cl.** **D29/101.1**

(58) **Field of Search** D29/100, 101.1,
D29/101.2, 101.3, 101.4, 122, 124; D2/600,
750-753, 828-829, 626, 628; 2/455-457,
459, 463, 46, 52, 92, 102, 103, 460-462,
265, 268, 913; 182/3-4

(56) **References Cited**

U.S. PATENT DOCUMENTS

- D. 106,869 * 11/1937 Miller D29/101.1
- D. 298,366 * 11/1988 Zimmerman D29/101.1

- D. 307,039 * 4/1990 Molinare D29/101.1 X
- D. 308,438 * 6/1990 Peart D2/600
- D. 410,303 * 5/1999 Hawkinson D29/101.1
- D. 427,380 * 6/2000 Robertson D29/101.1

* cited by examiner

Primary Examiner—Louis S. Zarfes
Assistant Examiner—Robert A. Delehanty
(74) *Attorney, Agent, or Firm*—Reese Taylor

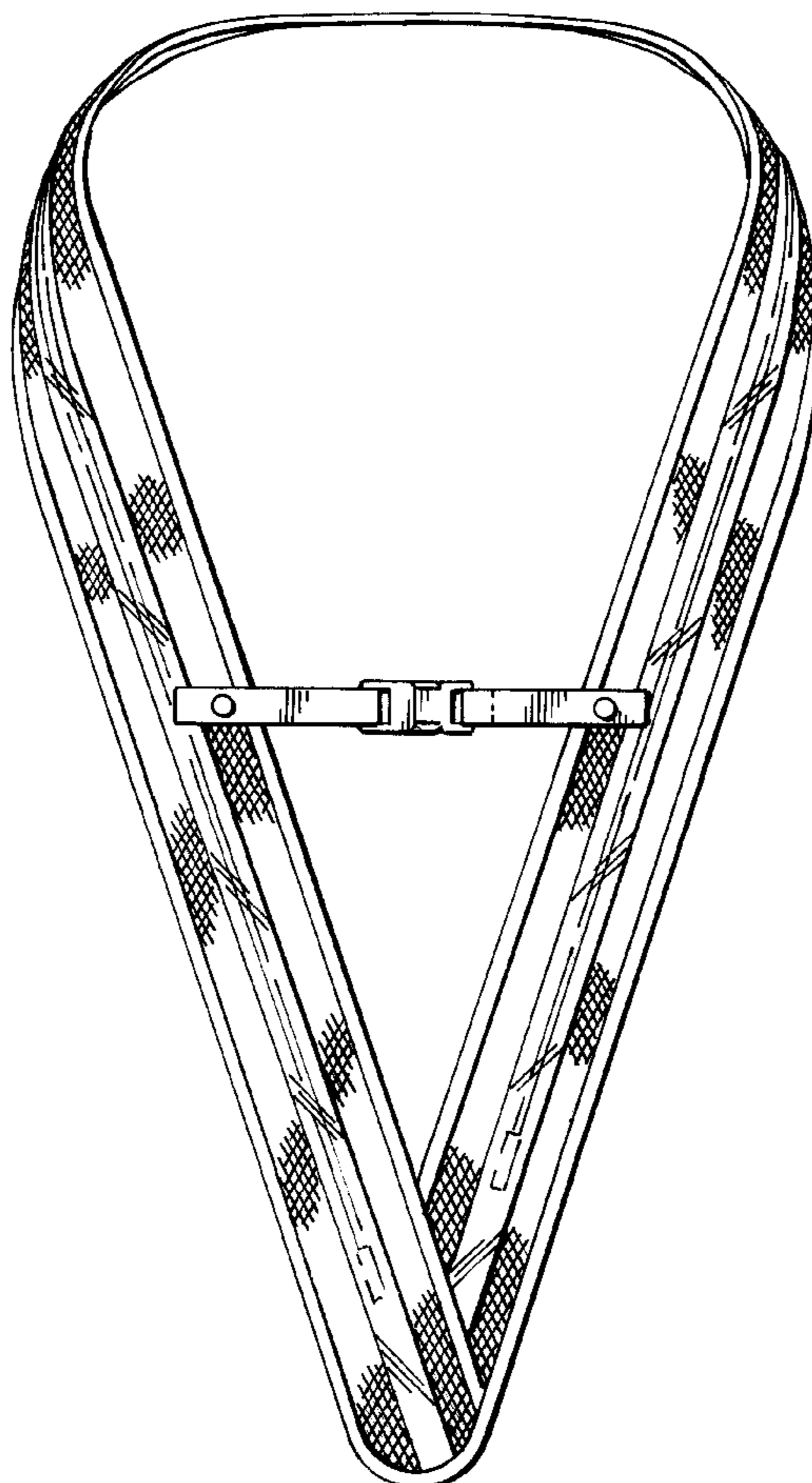
(57) **CLAIM**

We claim the ornamental design for a safety vest, as shown and described.

DESCRIPTION

FIG. 1 is a front perspective view of a safety vest showing our new design in condition of use on a human figure shown in broken lines and forming no part of the claimed design; FIG. 2 is a front elevation view shown separately on an enlarged scale for clarity of illustration thereof; FIG. 3 is a side elevation view shown on an enlarged scale, the opposite side being a mirror image thereof; and, FIG. 4 is a rear elevation view shown on an enlarged scale thereof.

1 Claim, 3 Drawing Sheets






FIG. 1

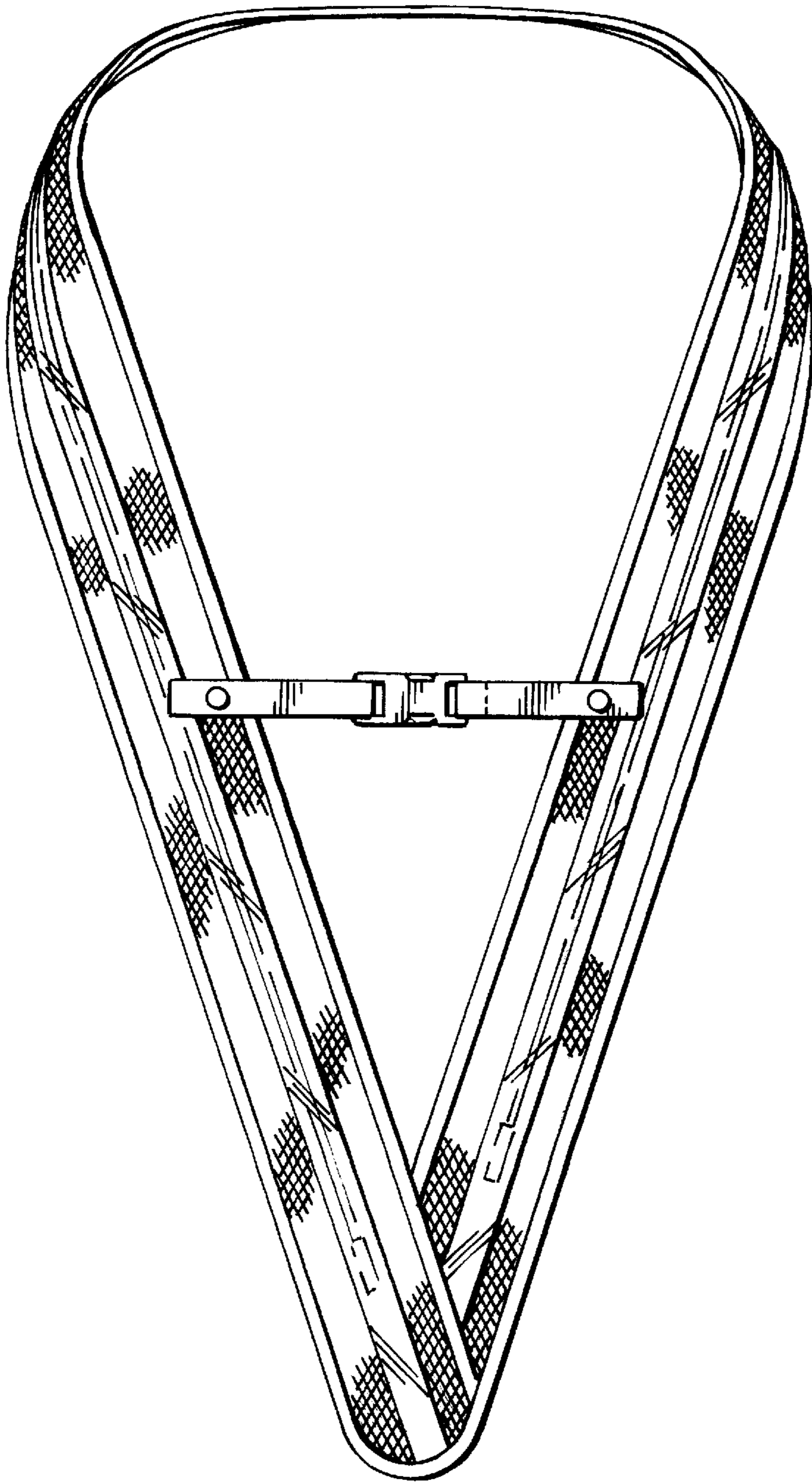


FIG. 2

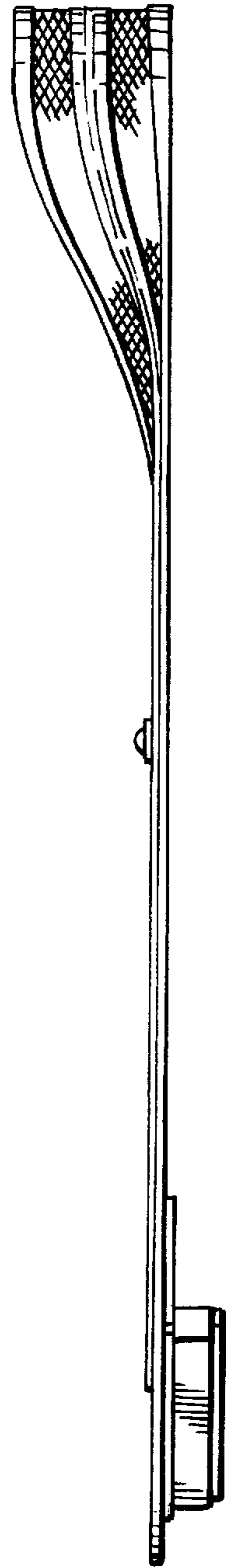


FIG. 3

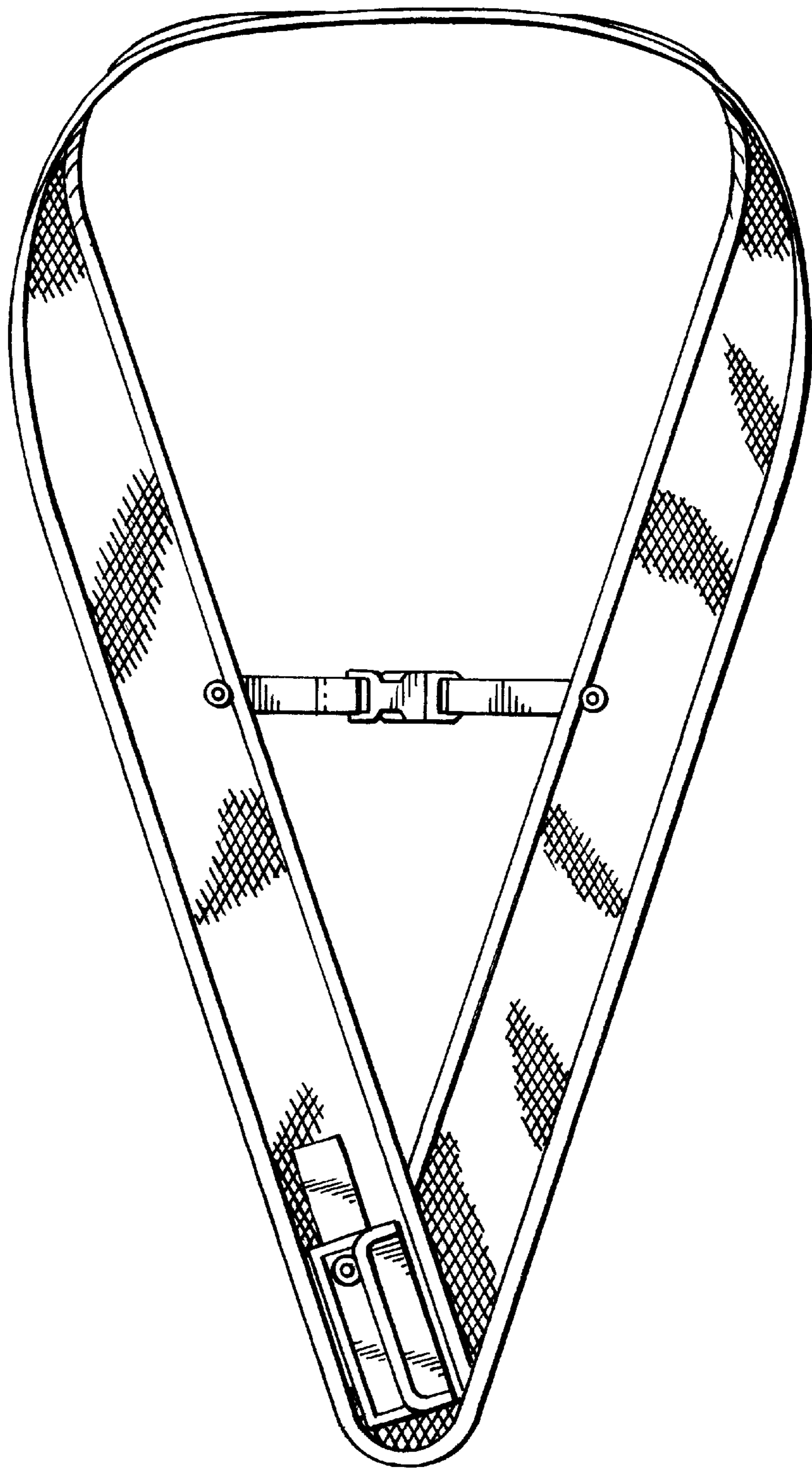


FIG. 4