



US00D448511B1

(12) **United States Design Patent**
Niermann

(10) **Patent No.:** **US D448,511 S**

(45) **Date of Patent:** **** Sep. 25, 2001**

(54) **LIGHT FIXTURE**

(75) Inventor: **Joseph W. Niermann**, Annapolis, MD (US)

(73) Assignee: **Niermann Weeks Company, Inc.**, Millersville, MD (US)

(**) Term: **14 Years**

(21) Appl. No.: **29/132,348**

(22) Filed: **Nov. 7, 2000**

(51) **LOC (7) Cl.** **26-05**

(52) **U.S. Cl.** **D26/81; D26/142**

(58) **Field of Search** D26/72, 80-92, D26/74; 362/147, 404-408, 432

(56) **References Cited**

U.S. PATENT DOCUMENTS

D. 430,692 * 9/2000 Nicholas D26/86

OTHER PUBLICATIONS

Italian gilt and crystal chandelier being of late 19th Century, two page.

Forecast lighting catalog, 1993, p. 27, chandelier.

Home Lighting and Accessories, Mar. 1995, p. 51, chandelier.

Home Lighting and Accessories, Mar. 1996, p. 83, chandelier.

Bright Lighting Catalog, Jan. 1995, p. 2, chandelier # DM0706.

Home Lighting and Accessories, Jun. 1998, p. 214, chandelier.

Wolterinck, Cees Roelofs (photographer), two pages, 1997. Finial being late 19th Century, one page.

Mirror being of late 1700's, two pages.

Niermann, pending U.S. application No. 29/132,349, filed Nov. 7, 2000, entitled "Light Fixture".

Niermann, pending U.S. application No. 29/132,360, filed Nov. 7, 2000, entitled "Light Fixture".

Forecast lighting catalog, 1993, p. 27, chandelier.*

* cited by examiner

Primary Examiner—Susan J. Lucas

(74) *Attorney, Agent, or Firm*—Heslin Rothenberg Farley & Mesiti P.C.

(57) **CLAIM**

The ornamental design for a light fixture, as shown and described.

DESCRIPTION

FIG. 1 is a front perspective view of the light fixture comprising my new design;

FIG. 2 is a back perspective view thereof;

FIG. 3 is a front elevational view thereof;

FIG. 4 is a side elevational view thereof which is an identical mirror image of the other side;

FIG. 5 is a top view thereof; and,

FIG. 6 is a bottom view thereof.

The broken lines shown are for illustrative purposes only and forms no part of the claimed design.

1 Claim, 6 Drawing Sheets

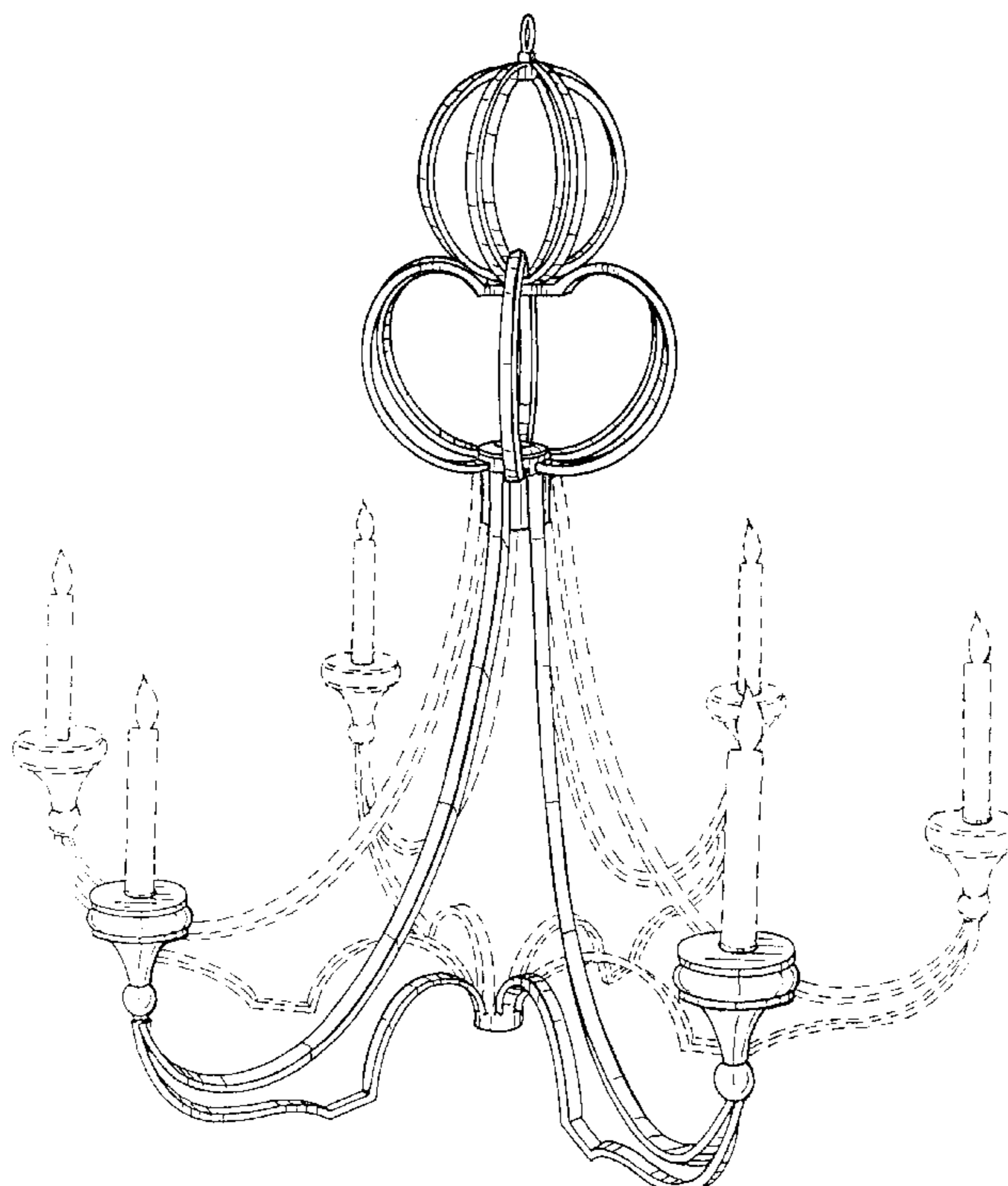


FIG. 1

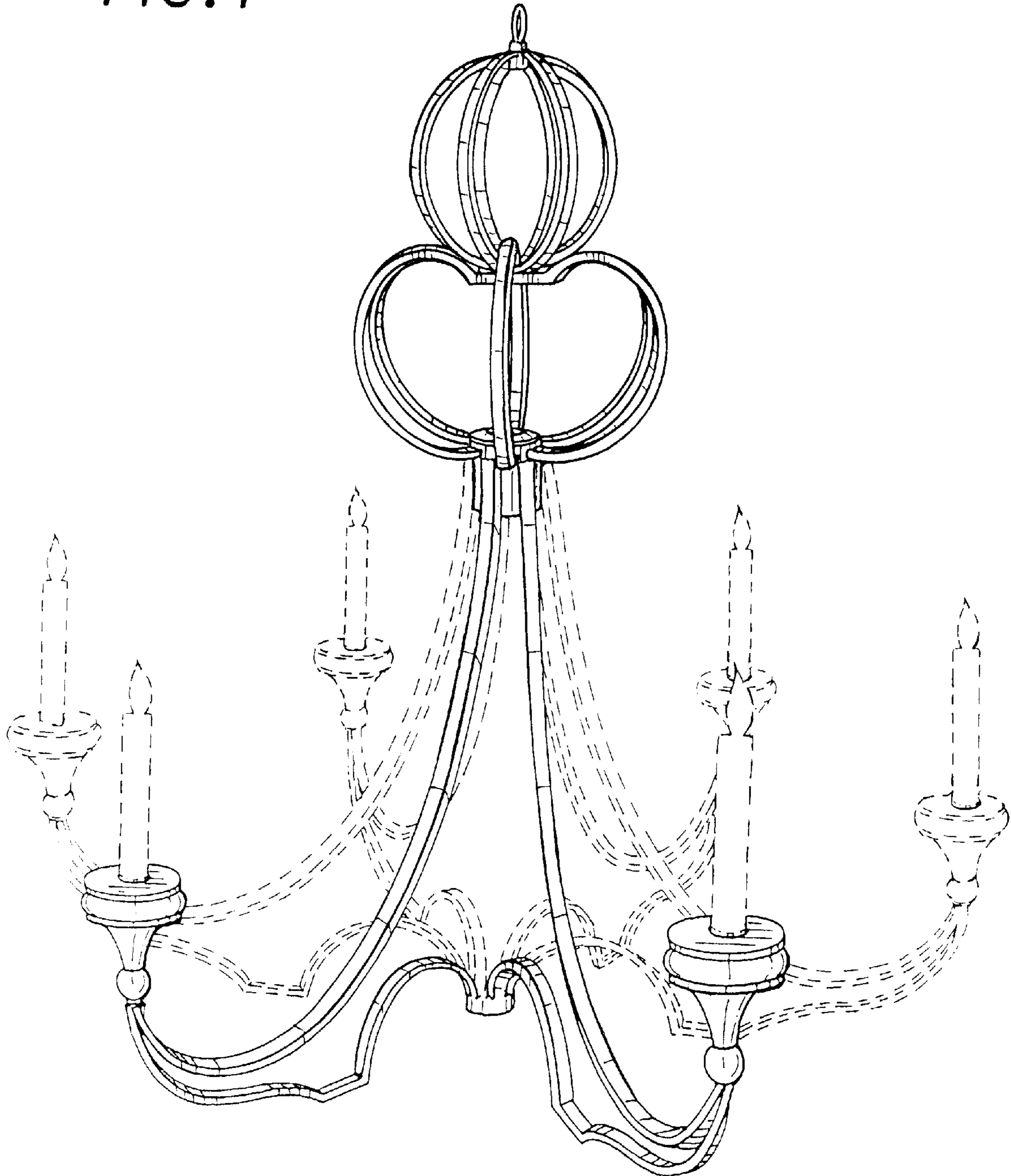


FIG. 2




FIG. 3




FIG. 4

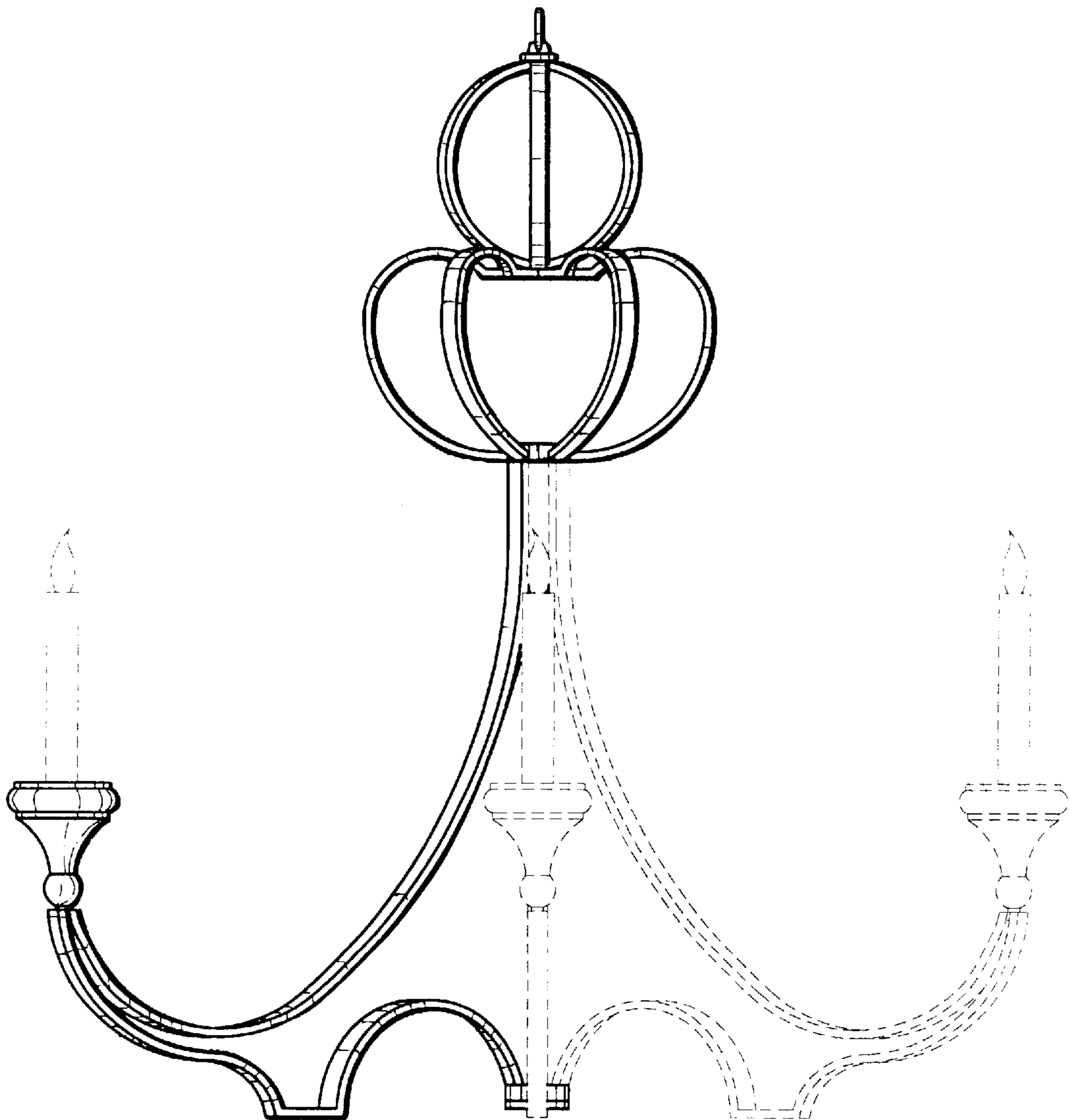


FIG. 5

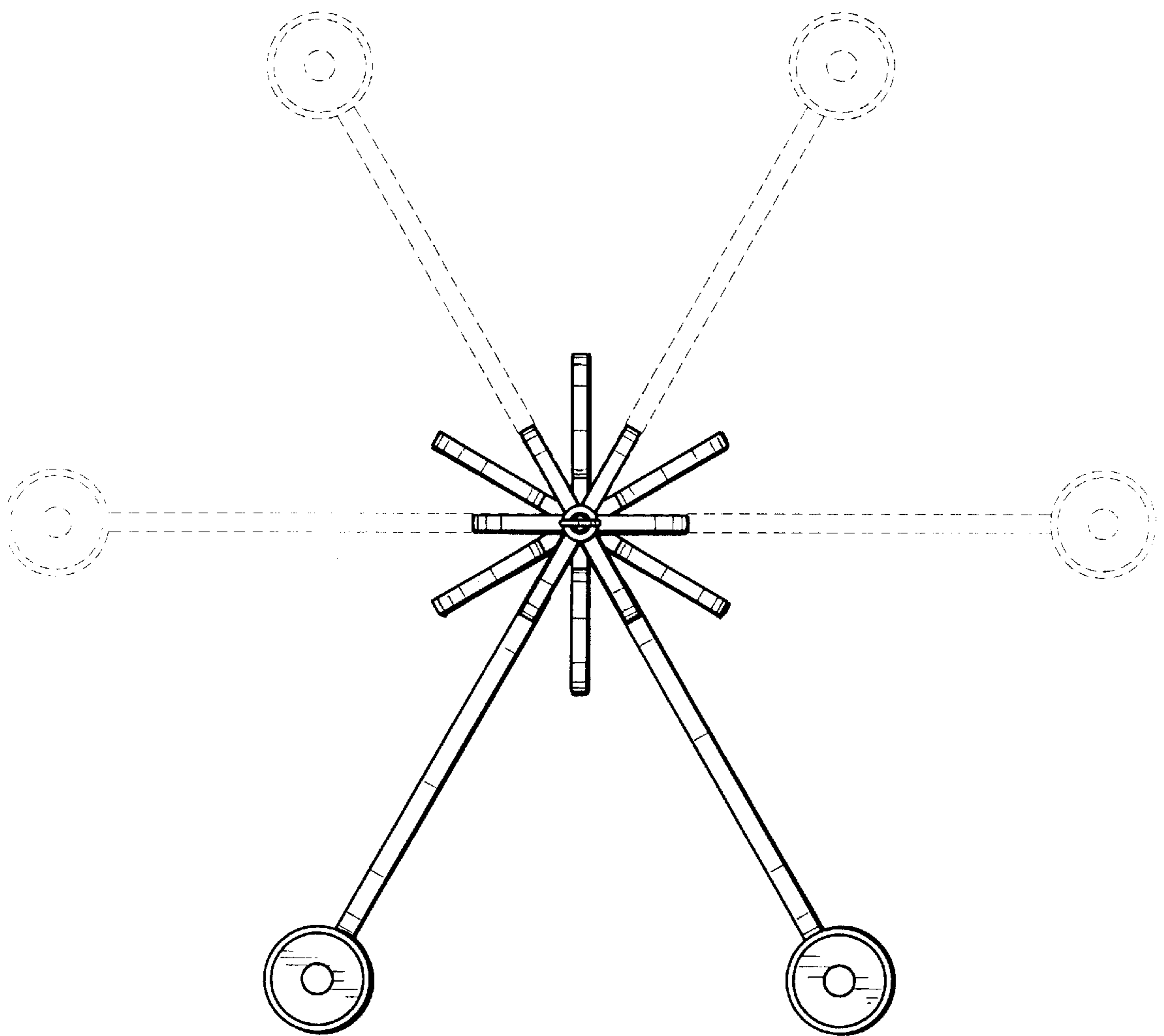


FIG. 6

