



US00D448502B1

(12) **United States Design Patent**  
**Choi**

(10) **Patent No.:** **US D448,502 S**

(45) **Date of Patent:** **\*\* Sep. 25, 2001**

(54) **COMPACT FLUORESCENT LAMP**

(75) Inventor: **Keun dai Choi**, Seoul (KR)

(73) Assignee: **Jungwoo International Inc.**,  
Kyungki-do (KR)

(\*\*) Term: **14 Years**

(21) Appl. No.: **29/135,329**

(22) Filed: **Jan. 11, 2001**

(30) **Foreign Application Priority Data**

Jul. 12, 2000 (KR) ..... 00-18115

(51) **LOC (7) Cl.** ..... **26-06**

(52) **U.S. Cl.** ..... **D26/3**

(58) **Field of Search** ..... D26/1, 2, 3, 4,  
D26/26; 313/313, 315, 317, 318, 493; 315/52,  
53, 56, 57, 58; 362/216, 222, 310

(56) **References Cited**

**U.S. PATENT DOCUMENTS**

D. 353,901 \* 12/1994 Sangen et al. .... D26/3

\* cited by examiner

*Primary Examiner*—Marcus A. Jackson

(74) *Attorney, Agent, or Firm*—Bacon & Thomas, PLLC

(57) **CLAIM**

The ornamental design for a compact fluorescent lamp, as shown and described.

**DESCRIPTION**

FIG. 1 is a perspective view of a compact fluorescent lamp showing my new design;

FIG. 2 is a front elevational view thereof;

FIG. 3 is a rear elevational view thereof;


FIG. 4 is a right side elevational view thereof;

FIG. 5 is a left side elevational view thereof;

FIG. 6 is a top plan view thereof; and,

FIG. 7 is a bottom plan view thereof.

**1 Claim, 2 Drawing Sheets**



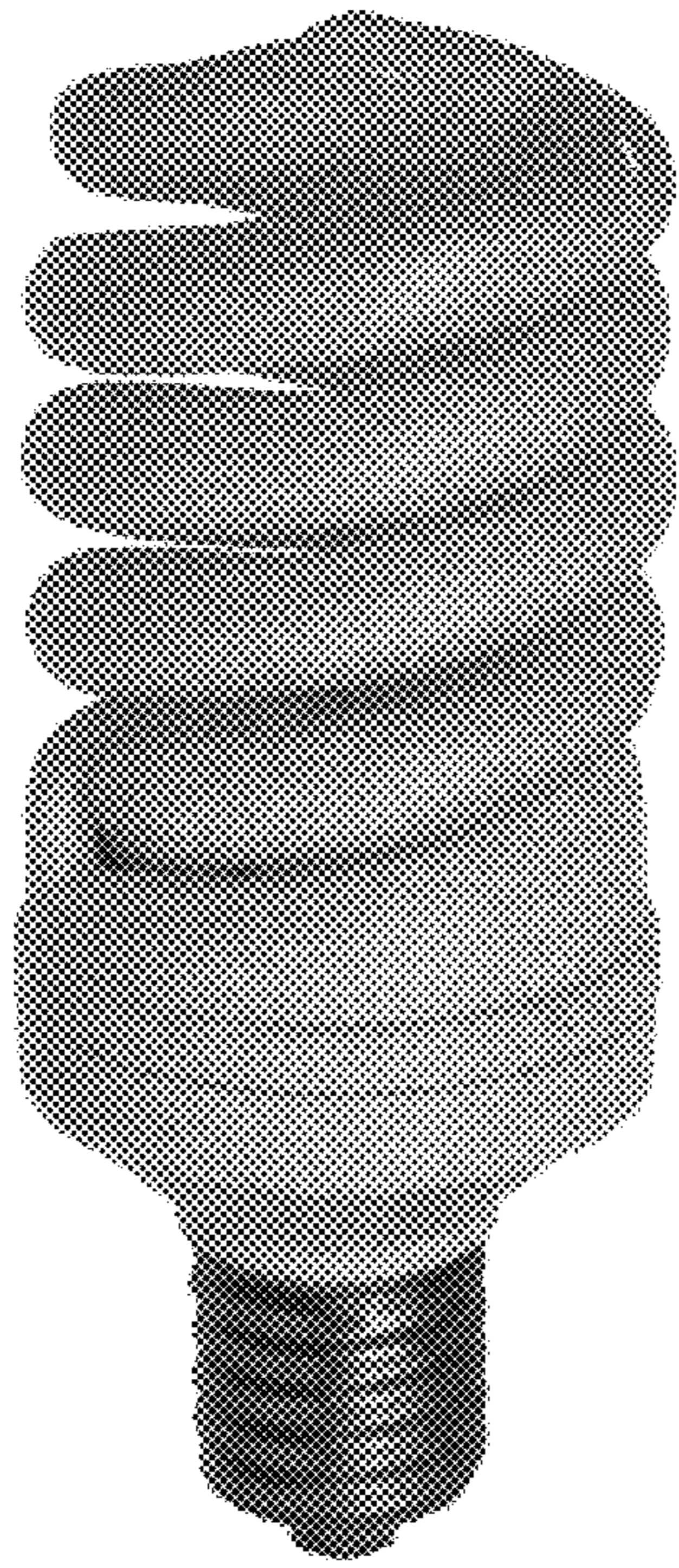


FIG. 1




FIG. 2




FIG. 3




FIG. 4




FIG. 5

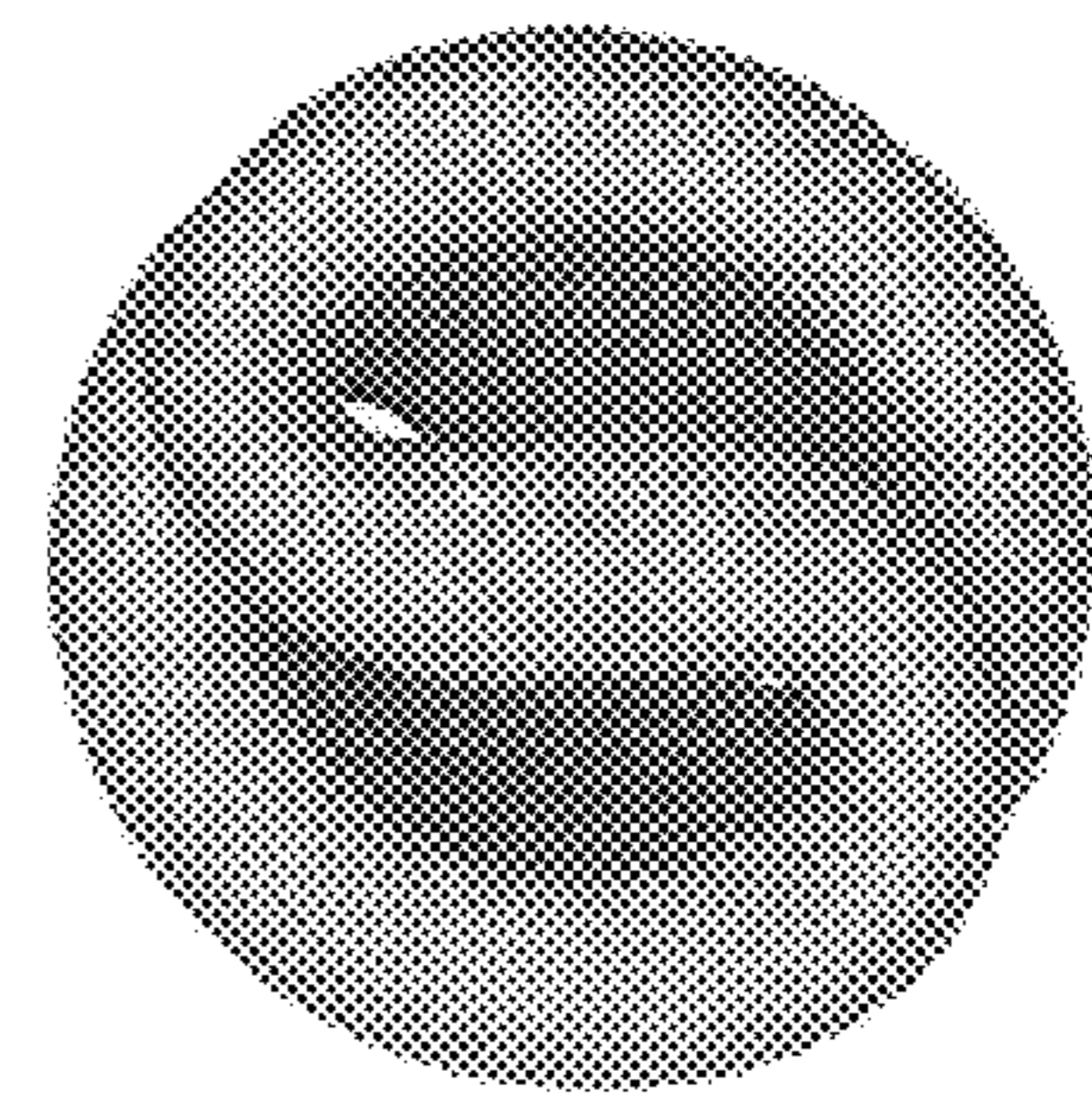


FIG. 6

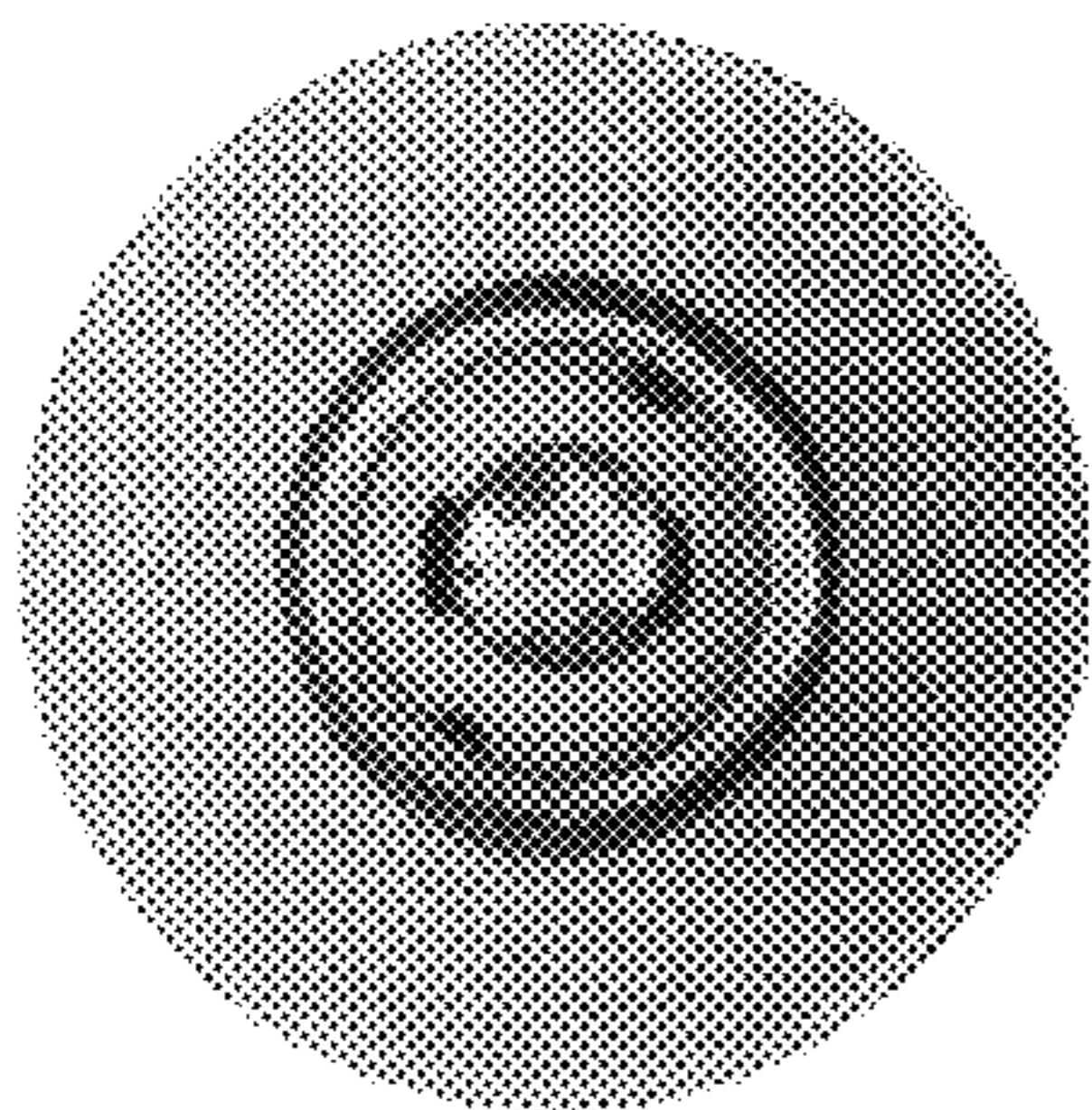


FIG. 7