



US00D448498B1

(12) **United States Design Patent**
Hulett

(10) **Patent No.:** **US D448,498 S**

(45) **Date of Patent:** **** Sep. 25, 2001**

(54) **EDGING**

5,887,856 3/1999 Everly, II .

(75) Inventor: **John K. Hulett**, Plymouth, MN (US)

* cited by examiner

(73) Assignee: **Americonversion**, Spring Park, MN (US)

Primary Examiner—Doris Clark

(74) *Attorney, Agent, or Firm*—Dorsey & Whitney LLP

(**) Term: **14 Years**

(57) **CLAIM**

The ornamental design for edging, as shown.

(21) Appl. No.: **29/118,793**

DESCRIPTION

(22) Filed: **Feb. 16, 2000**

(51) **LOC (7) Cl.** **25-01**

(52) **U.S. Cl.** **D25/164**

(58) **Field of Search** 47/33; 52/102;
D25/164

The structure shown in broken lines in the Figures is not part of the design sought to be patented, but instead shows the environment of the claimed design.

FIG. 1 is an elevational view of the front of the edging of the present invention.

FIG. 2 is plan view of the top of the invention depicted in FIG. 1.

FIG. 3 is an elevational view of the left of the embodiment of the invention depicted in FIG. 1.

FIG. 4 is an elevational view of the rear of the invention depicted in FIG. 1.

FIG. 5 is an elevational view of the right of the invention depicted in FIG. 1; and,


FIG. 6 is a plan view of the bottom of the invention depicted in FIG. 1.

(56) **References Cited**

U.S. PATENT DOCUMENTS

D. 353,009	*	11/1994	Reum	D25/164
3,933,311	*	1/1976	Lemelson	52/102
4,304,059		12/1981	Tisbo et al.	.	
4,321,769		3/1982	Tisbo et al.	.	
4,357,000		11/1982	Tisbo et al.	.	
4,644,685		2/1987	Tisbo et al.	.	
5,775,027		7/1998	Tisbo et al.	.	
5,865,427		2/1999	Cowan	.	

1 Claim, 2 Drawing Sheets



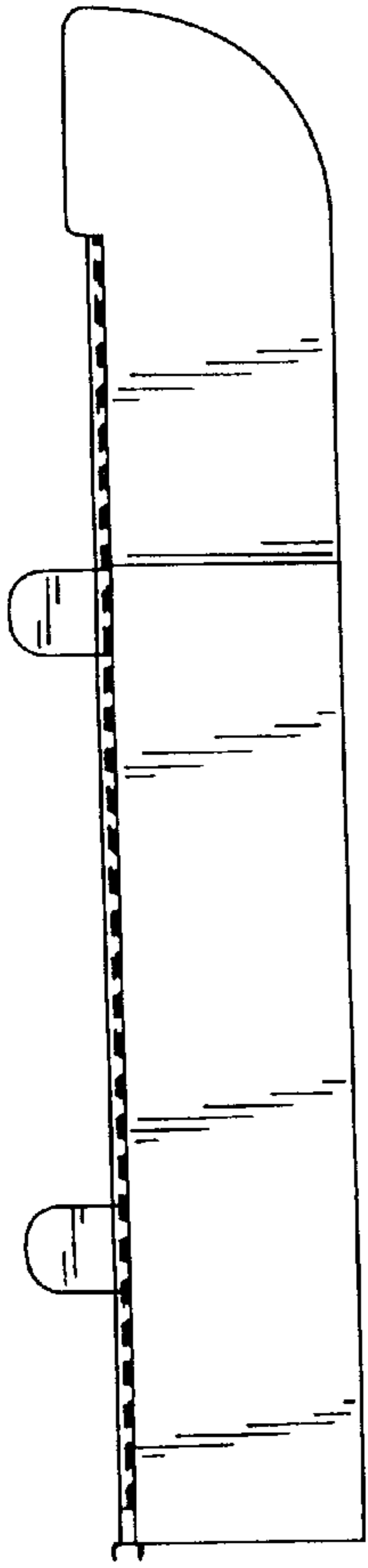


FIG. 2

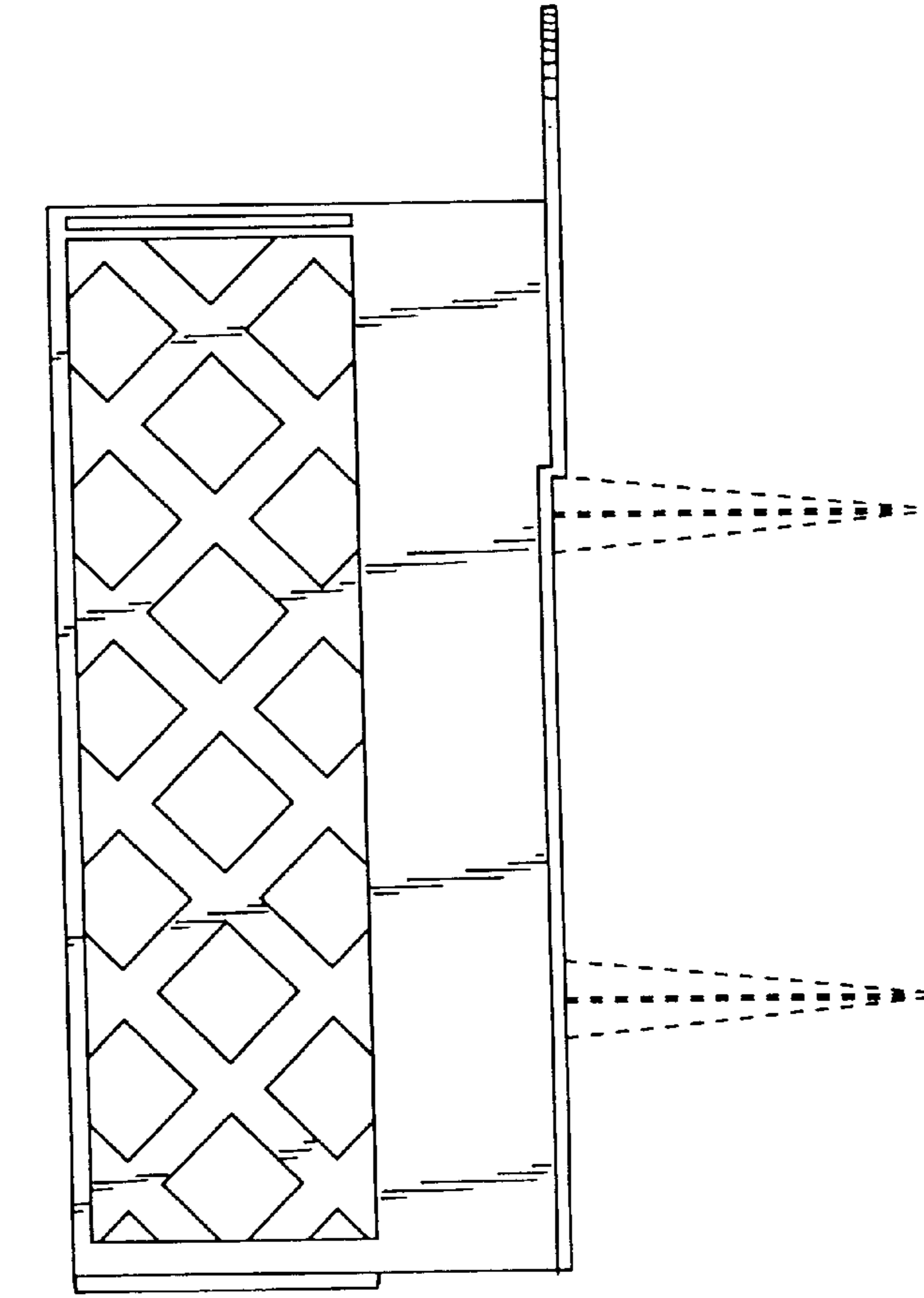


FIG. 1

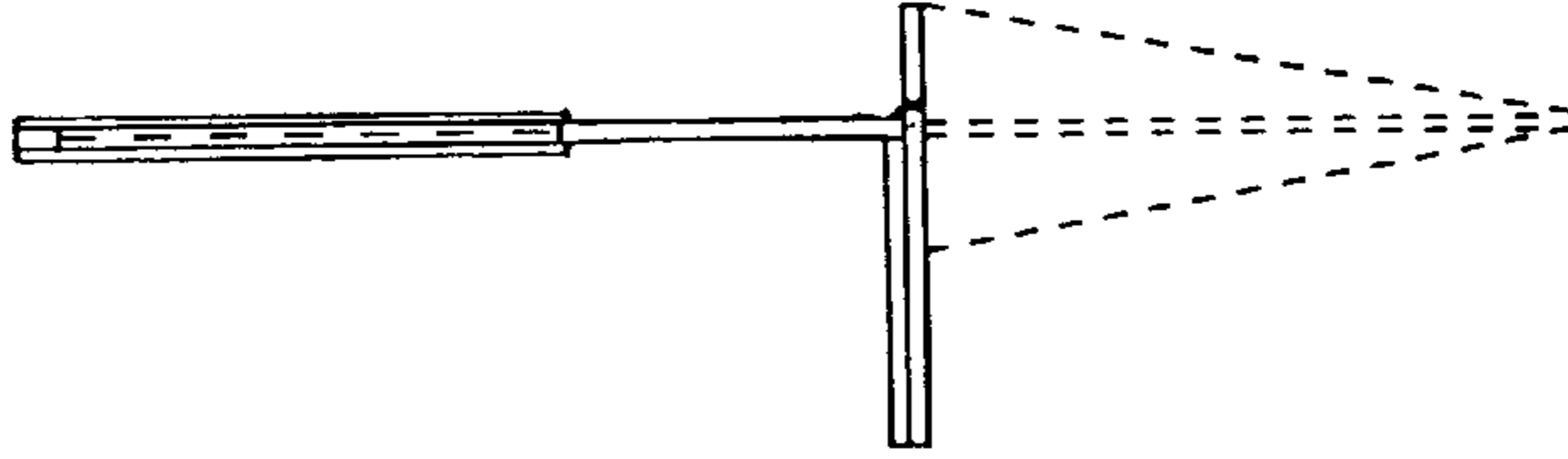


FIG. 3

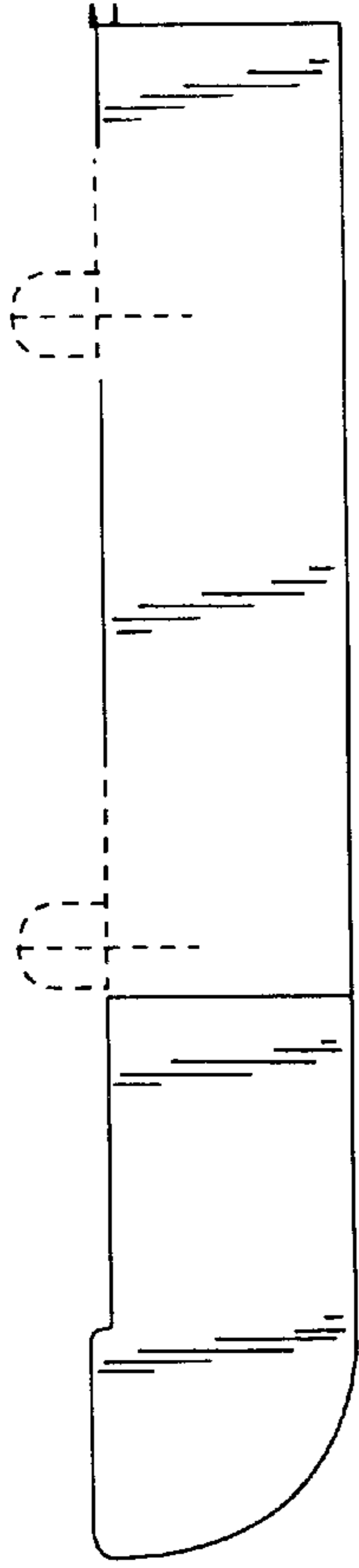


FIG. 6

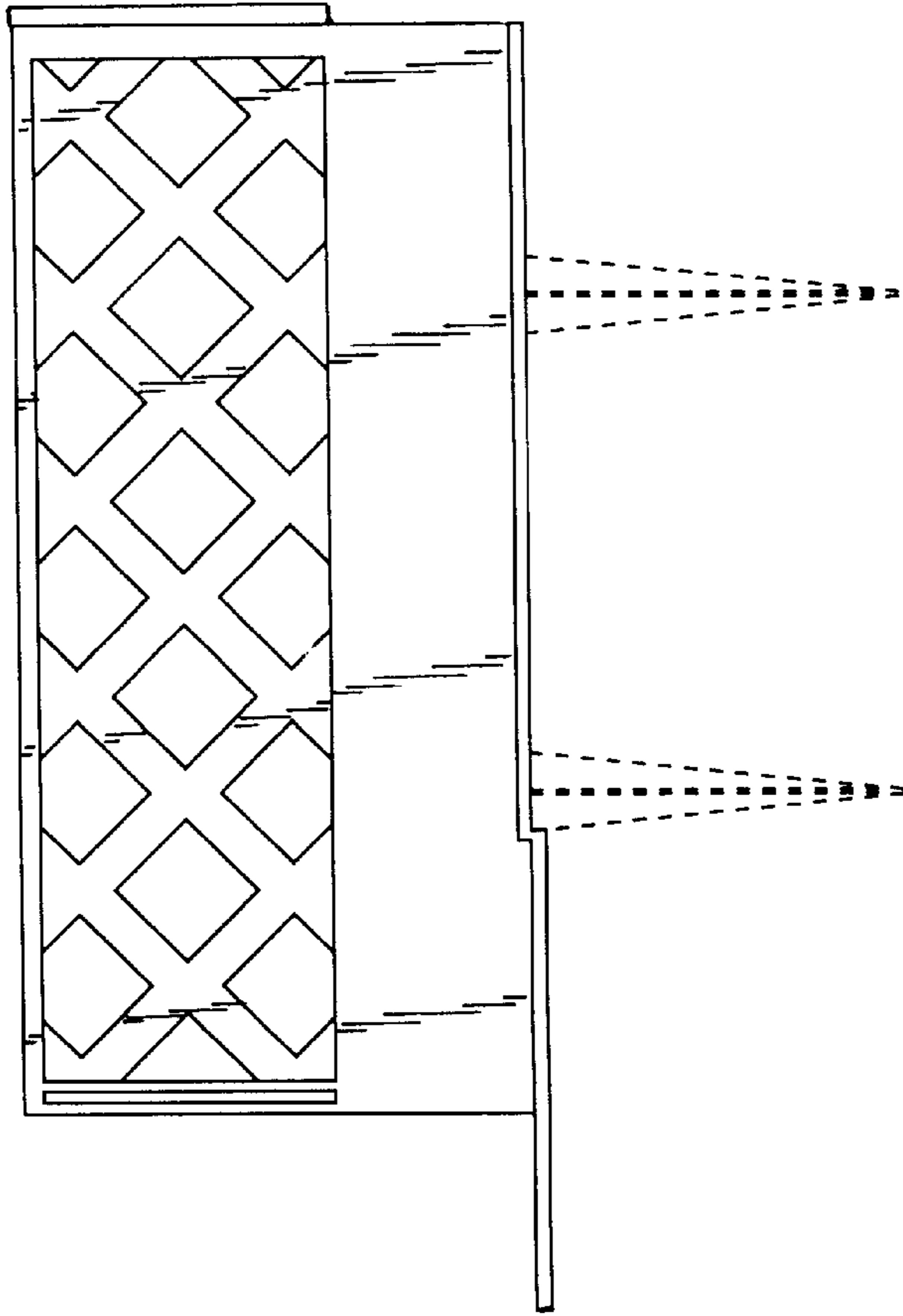


FIG. 4

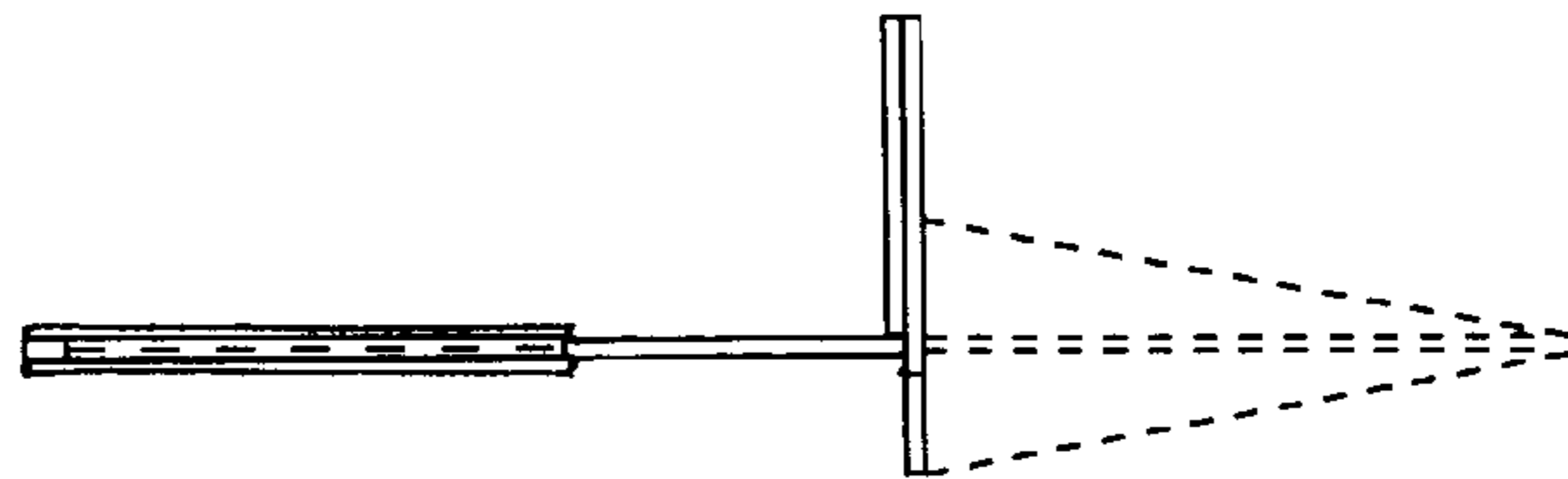


FIG. 5