



US00D448494B1

(12) **United States Design Patent**
Williams

(10) **Patent No.:** **US D448,494 S**

(45) **Date of Patent:** **** Sep. 25, 2001**

(54) **CRASH RAIL**

(75) Inventor: **Howard J. Williams**, Muncy, PA (US)

(73) Assignee: **Construction Specialties, Inc.**,
Lebanon, NJ (US)

(**) Term: **14 Years**

(21) Appl. No.: **29/132,803**

(22) Filed: **Nov. 29, 2000**

(51) **LOC (7) Cl.** **25-01**

(52) **U.S. Cl.** **D25/119**

(58) **Field of Search** D25/38, 164, 119;
256/59, 65; 52/287.1, 288.4, 474, 475.1;
428/99

(56) **References Cited**

U.S. PATENT DOCUMENTS

D. 301,623	*	6/1989	Grosjean	D25/119
D. 333,873	*	3/1993	McCue	D25/38
D. 379,244	*	5/1997	Wiebe	D25/119
4,196,552	*	4/1980	Bartlett	256/59
5,288,048	*	2/1994	Shreiner	256/59

* cited by examiner

Primary Examiner—Doris Clark

(74) *Attorney, Agent, or Firm*—Baker Botts L.L.P.

(57) **CLAIM**

The ornamental design for a crash rail, as shown and described.

DESCRIPTION

The file of this design patent contains color photographs. Copies of this design patent with color photographs will be provided by the Patent and Trademark Office upon request and payment of the necessary fee.

FIG. 1 is a front perspective view of a first embodiment of a crash rail according to the new design;


FIG. 2 is a front perspective view of a second embodiment of a crash rail according to the new design; and,

FIG. 3 is a right end view of the crash rail disclosed in FIGS. 2 and 3.

The crash rail according to the new design is applied horizontally along an interior wall of a building. Hence, the rear aspect is concealed and is plain and unadorned.

1 Claim, 1 Drawing Sheet

(1 of 1 Drawing Sheet(s) Filed in Color)






FIG. 1




FIG. 2




FIG. 3