



US00D448490B1

(12) **United States Design Patent**  
**Mock et al.**

(10) **Patent No.:** **US D448,490 S**

(45) **Date of Patent:** **\*\* Sep. 25, 2001**

(54) **INSERT TRIM SET FOR GARAGE DOOR WINDOWS**

(75) Inventors: **Loren D. Mock**, Baldwin City; **Phillip G. Gay**, Topeka, both of KS (US)

(73) Assignee: **Amarr Garage Doors**, Lawrence, KS (US)

(\*\*) Term: **14 Years**

(21) Appl. No.: **29/132,283**

(22) Filed: **Nov. 6, 2000**

(51) **LOC (7) Cl.** ..... **25-02**

(52) **U.S. Cl.** ..... **D25/60; D25/136**

(58) **Field of Search** ..... D25/103, 48, 136, D25/52, 60; 428/34; 52/204.1, 206, 204, 53, 208; 160/201, 236, 232, 229.1

(56) **References Cited**

**U.S. PATENT DOCUMENTS**

- D. 383,219 \* 9/1997 Roberts ..... D25/60
- D. 414,563 \* 9/1999 Dobija ..... D25/60
- 5,497,588 \* 3/1996 Martin et al. .... 52/208

\* cited by examiner

*Primary Examiner*—Doris Clark

(74) *Attorney, Agent, or Firm*—Hovey, Williams, Timmons & Collins

(57) **CLAIM**

The ornamental design for an insert trim set for garage door windows, as shown and described.

**DESCRIPTION**

FIG. 1 is a front elevational view showing an insert trim set for a garage door, with the portion of the garage door being shown in broken line for illustrative purposes only and form no part of the claim design;

FIG. 2 is an enlarged front elevational view of an insert trim member;

FIG. 3 is a further enlarged fragmentary bottom view of the insert trim member. The top view of the insert trim member is a mirror image of the bottom view;

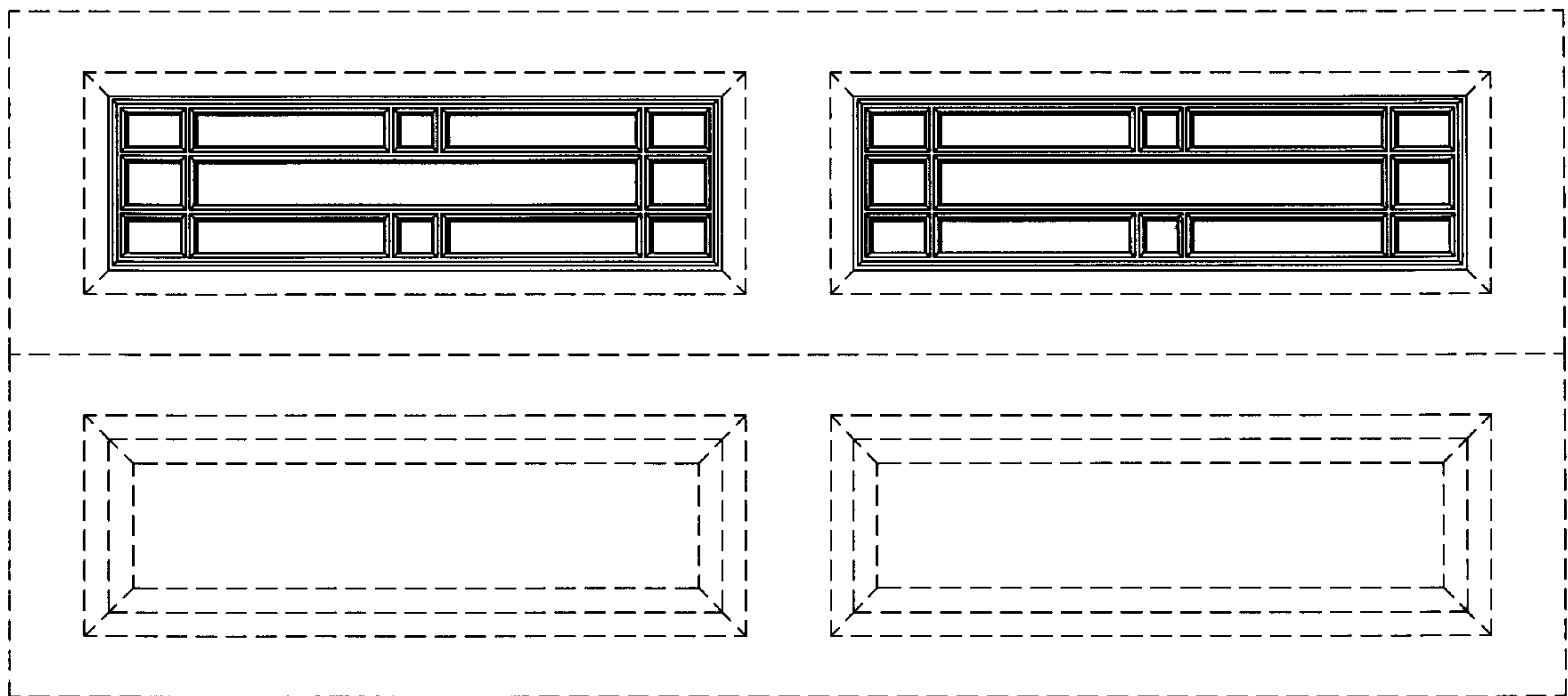
FIG. 4 is a further enlarged fragmentary end view of the insert trim member. The opposite end thereof is a mirror image of the end view shown;

FIG. 5 is a greatly enlarged fragmentary sectional view taken along line 5—5 of FIG. 2;

FIG. 6 is a greatly enlarged fragmentary front elevational view of a corner of the insert trim member; and,

FIG. 7 is a greatly enlarged fragmentary rear elevational view of the corner of the insert trim member shown in FIG. 6.

**1 Claim, 2 Drawing Sheets**






FIG. 1.



FIG. 7.




FIG. 6.



FIG. 5.




FIG. 2.

FIG. 4.



FIG. 3.