



US00D448480B1

(12) **United States Design Patent**
Mok

(10) **Patent No.:** **US D448,480 S**

(45) **Date of Patent:** **** Sep. 25, 2001**

(54) **MENSTRUAL PAD**

4,631,062 * 12/1986 Lassen et al. 604/385.1
4,678,464 * 7/1987 Holtman 604/385.1

(76) Inventor: **Audrey Lai Ying Mok**, 4B, Shing Yip Building, 46 Lockhart Road, Wanchai (HK)

* cited by examiner

(**) Term: **14 Years**

Primary Examiner—Stella Reid

(74) *Attorney, Agent, or Firm*—Abelman, Frayne & Schwab

(21) Appl. No.: **29/137,056**

(57) **CLAIM**

(22) Filed: **Feb. 12, 2001**

The ornamental design for a menstrual pad, as shown and described.

(51) **LOC (7) Cl.** **24-04**

DESCRIPTION

(52) **U.S. Cl.** **D24/125**

(58) **Field of Search** D24/124, 125;
604/358, 359, 379, 384, 385.1, 386, 387

FIG. 1 is a top front right perspective view showing my new menstrual pad design;

FIG. 2 is a right side view thereof, the left side view being a mirror image thereof;

FIG. 3 is a rear end view thereof;

FIG. 4 is a front end view thereof;

FIG. 5 is a top plan view thereof; and,

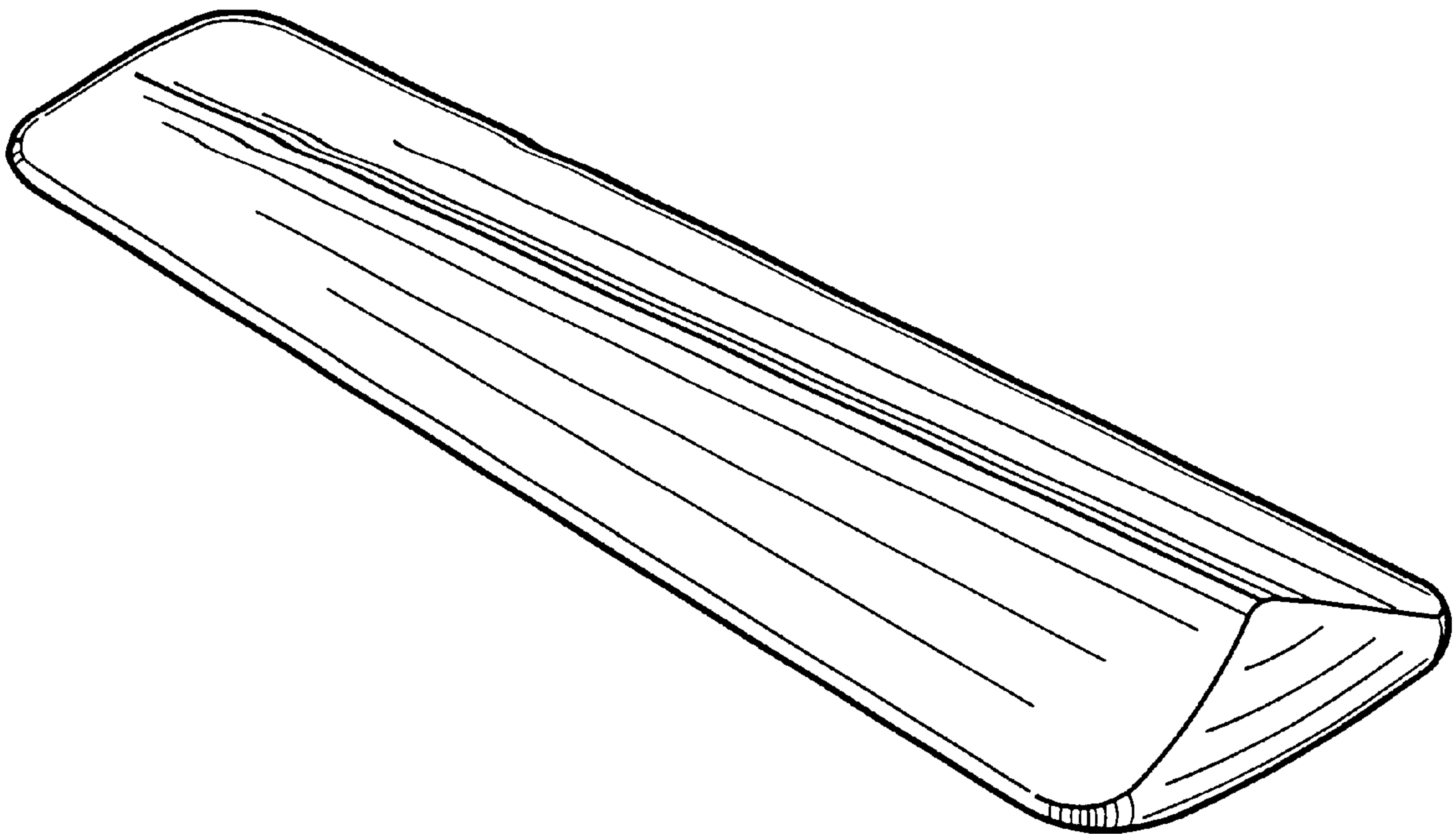
FIG. 6 is a bottom view thereof.

(56) **References Cited**

U.S. PATENT DOCUMENTS

- D. 215,386 * 9/1969 Glassman D24/125
- D. 276,554 * 11/1984 Glassman D24/125
- D. 342,785 * 12/1993 Farrell D24/125
- D. 356,639 * 3/1995 Lynch D24/125

1 Claim, 2 Drawing Sheets





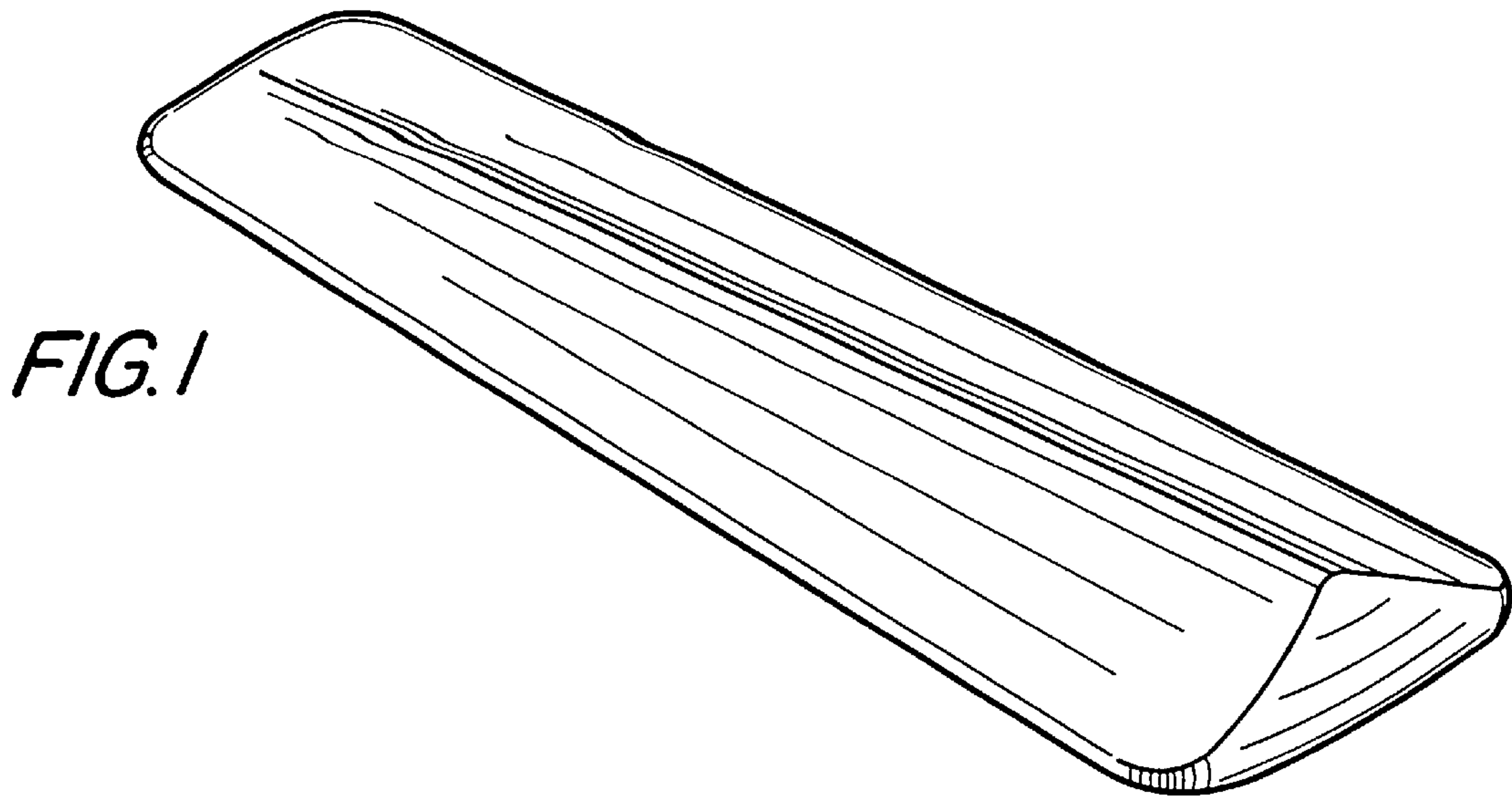


FIG. 4

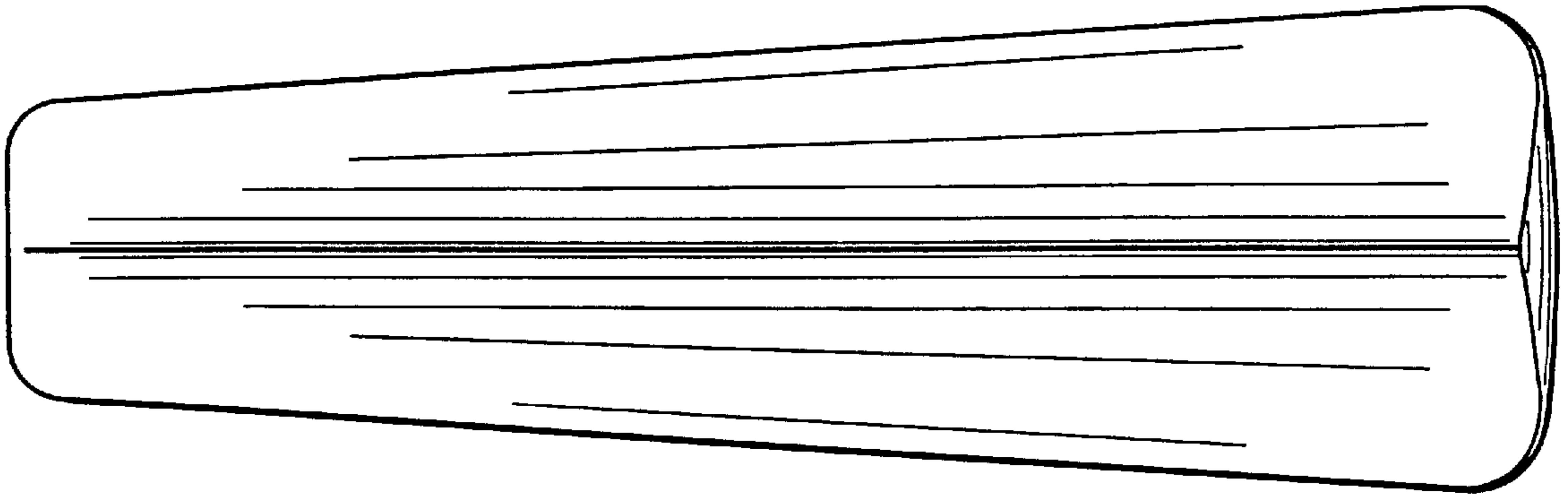


FIG. 5

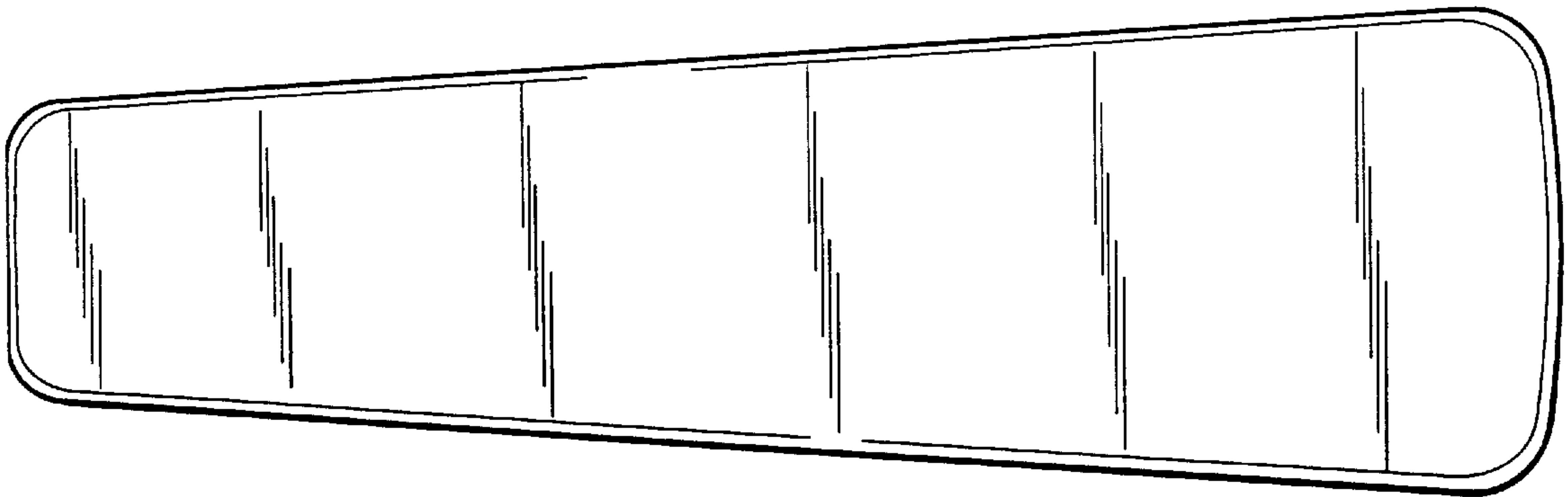


FIG. 6