



US00D448479B1

(12) **United States Design Patent**
Foy

(10) **Patent No.:** **US D448,479 S**

(45) **Date of Patent:** **** Sep. 25, 2001**

(54) **POUCH WITH SANITARY NAPKIN AND TOWELETTE**

5,350,067	9/1994	Beltran .	
5,569,230	10/1996	Fisher et al. .	
5,827,251	* 10/1998	Moder et al.	604/358
5,884,771	* 3/1999	McCormick	206/581
6,036,679	* 3/2000	Balzar et al.	604/387

(76) **Inventor:** **Cheryl D Foy**, 638 Lexington Ave.,
Brooklyn, NY (US) 11221

(**) **Term:** **14 Years**

* cited by examiner

(21) **Appl. No.:** **29/130,311**

Primary Examiner—Stella Reid

(22) **Filed:** **Sep. 29, 2000**

(57) **CLAIM**

(51) **LOC (7) Cl.** **24-04**

The ornamental design for a pouch with sanitary napkin and towelette, as shown and described.

(52) **U.S. Cl.** **D24/125; D24/124**

(58) **Field of Search** D24/124, 125;
604/358, 359, 385.1, 393, 387, 389, 390,
386

DESCRIPTION


(56) **References Cited**

U.S. PATENT DOCUMENTS

D. 253,426	11/1979	Roeder .	
D. 316,147	* 4/1991	Cadieux	D24/125
4,417,894	11/1983	Norris .	
4,589,876	* 5/1986	Tilburg	604/385.1
4,738,678	4/1988	Paulis .	
4,759,754	* 7/1988	Korpman	604/387
4,808,175	2/1989	Hansen .	
4,923,455	* 5/1990	Dean et al.	604/385.1
4,964,859	* 10/1990	Feldman	604/385.1
5,290,268	* 3/1994	Oliver et al.	604/359

FIG. 1 is a front elevational view of the pouch with sanitary napkin and towelette of the present invention;
 FIG. 2 is a rear elevational view of the pouch with sanitary napkin and towelette of FIG. 1;
 FIG. 3 is a left side elevational view of the pouch with sanitary napkin and towelette of FIG. 1;
 FIG. 4 is a right side elevational view of the pouch with sanitary napkin and towelette of FIG. 1;
 FIG. 5 is a top plan view of the pouch with sanitary napkin and towelette of FIG. 1; and,
 FIG. 6 is a bottom plan view of the pouch with sanitary napkin and towelette of FIG. 1.

1 Claim, 4 Drawing Sheets






Fig. 1


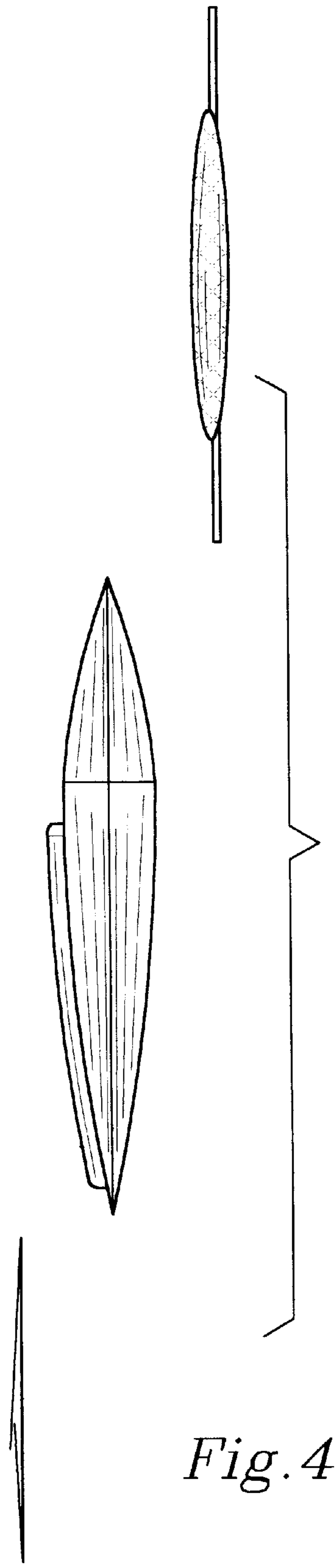
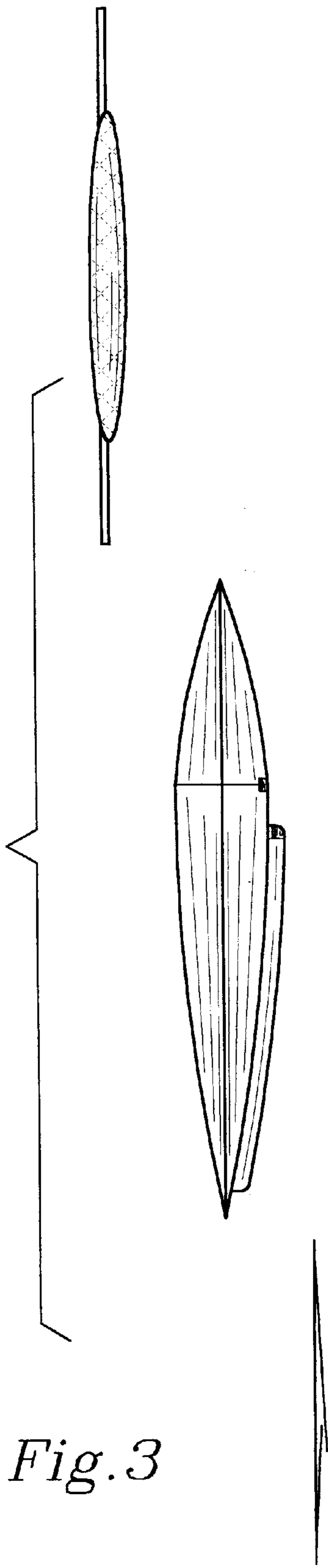


Fig. 2



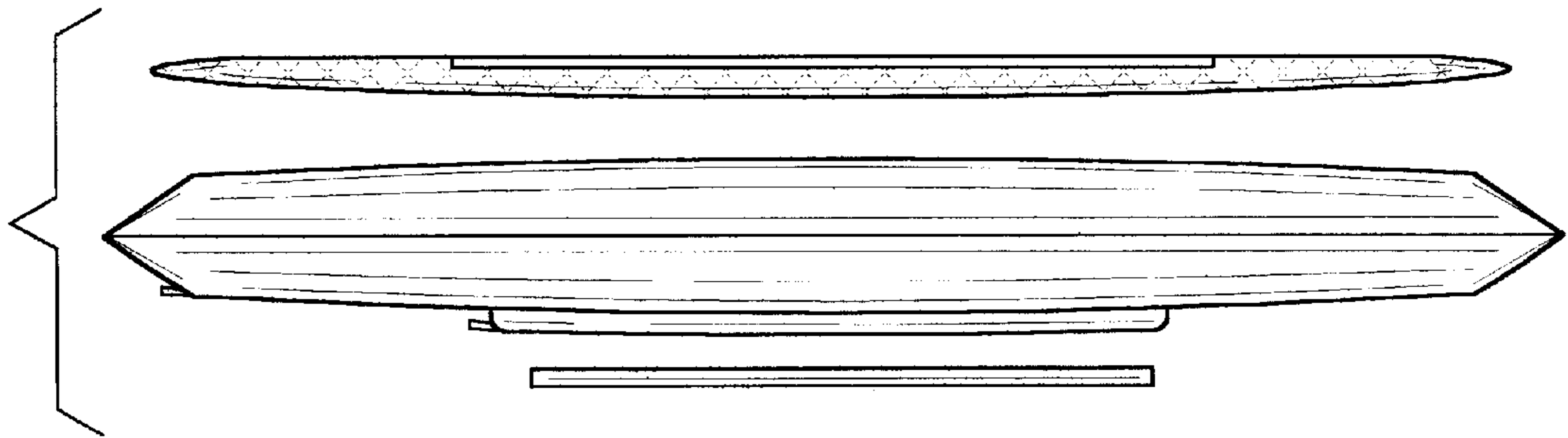


Fig. 5

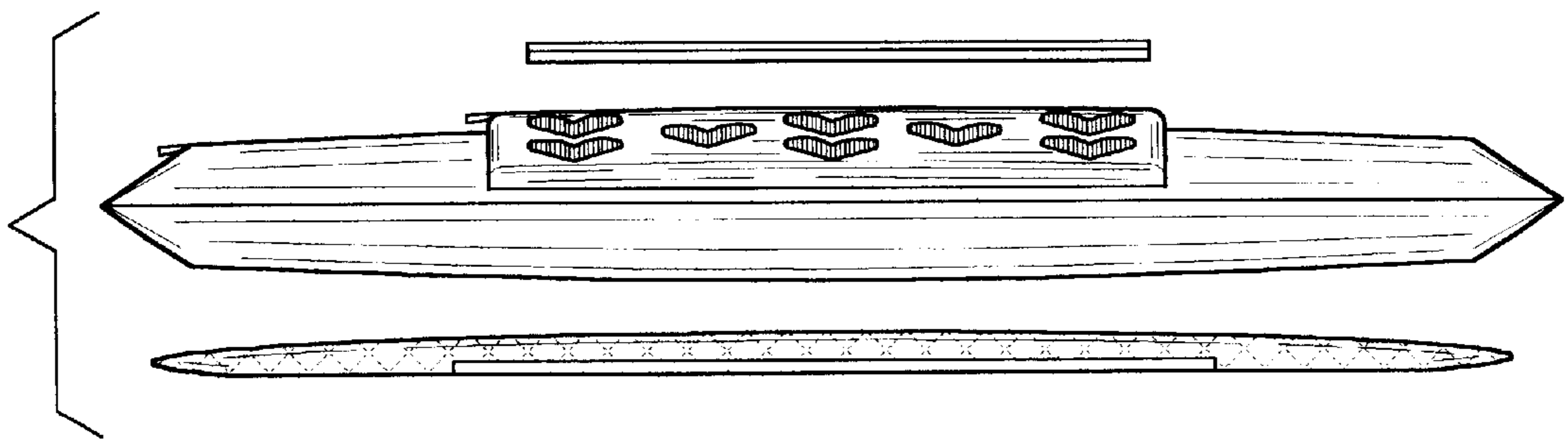


Fig. 6