



US00D448459B1

(12) **United States Design Patent**
Hulsebus et al.

(10) **Patent No.:** **US D448,459 S**

(45) **Date of Patent:** **** Sep. 25, 2001**

(54) **TOILET SEAT AND COVER COMBINATION**

(75) Inventors: **Randy K. Hulsebus**, Plymouth;
Timothy J. Otte, Sheboygan Falls, both
of WI (US)

(73) Assignee: **Bemis Manufacturing Company**,
Sheboygan Falls, WI (US)

(**) Term: **14 Years**

(21) Appl. No.: **29/125,788**

(22) Filed: **Jun. 29, 2000**

(51) **LOC (7) Cl.** **23-02**

(52) **U.S. Cl.** **D23/311**

(58) **Field of Search** D23/295, 296,
D23/297, 311, 312; 4/237, 238, 239, 242.1,
245.7, 245.8, 300, 234

(56) **References Cited**

U.S. PATENT DOCUMENTS

D. 237,969	12/1975	Firdmann .	
D. 238,427	1/1976	Harrison .	
D. 240,038	5/1976	Colani et al. .	
D. 254,684	4/1980	Boyter .	
D. 261,029	9/1981	Boyter .	
D. 262,733	1/1982	Bjorn .	
D. 271,417	11/1983	Thygesen et al. .	
D. 278,846	5/1985	Harrison et al. .	
D. 287,846	1/1987	Nishada .	
D. 292,018	9/1987	Lepoix .	
D. 318,525	7/1991	Bock .	
D. 332,830	1/1993	Gerlach .	
D. 333,345	2/1993	Strahan .	
D. 348,926	7/1994	Rasmussen .	
D. 352,995	11/1994	Reid .	
D. 355,713	2/1995	Kelly .	
D. 371,191	6/1996	McNeill .	
D. 379,498	5/1997	Matsunaga .	
D. 387,851	12/1997	Pieters .	
D. 389,903 *	1/1998	Jones et al.	D23/311
D. 402,740	12/1998	Ochi et al. .	

D. 413,969	9/1999	Lin .	
D. 420,436 *	2/2000	Easley	D23/311
D. 423,655	4/2000	Otte .	
D. 428,126	7/2000	Hulsebus et al. .	
D. 432,220	10/2000	Hulsebus et al. .	
D. 434,839	12/2000	Hulsebus et al. .	
D. 437,921	2/2001	Hulsebus et al. .	
1,194,073	8/1916	Romine .	
1,287,942 *	4/1918	Florey	4/237
1,829,526	10/1931	Leslie .	
2,903,713 *	9/1959	Previte	4/125.7 X
2,966,686 *	1/1961	Beneke, Jr.	4/234
3,484,876	12/1969	Thomas .	
4,736,471	4/1988	Johnson .	
5,432,956	7/1995	Park .	
5,829,073	11/1998	Lee .	

* cited by examiner

Primary Examiner—Louis S. Zarfes
Assistant Examiner—Robert A. Delehanty
(74) *Attorney, Agent, or Firm*—Michael Best & Friedrich
LLP


(57) **CLAIM**

The ornamental design for a toilet seat and cover combination, as shown and described.

DESCRIPTION

FIG. 1 is a front perspective view of a toilet seat and cover combination showing our new design;
FIG. 2 is a rear perspective view thereof;
FIG. 3 is a top plan view thereof;
FIG. 4 is a left side elevational view thereof, the right side view being a mirror image of that shown.
FIG. 5 is a front elevational view thereof;
FIG. 6 is a rear elevational view thereof; and,
FIG. 7 is a front perspective view of the seat portion with the cover removed for ease of illustration.
The portions of the seat and cover not shown and the portions shown in dotted lines are not part of the claimed design.

1 Claim, 3 Drawing Sheets






Fig. 1

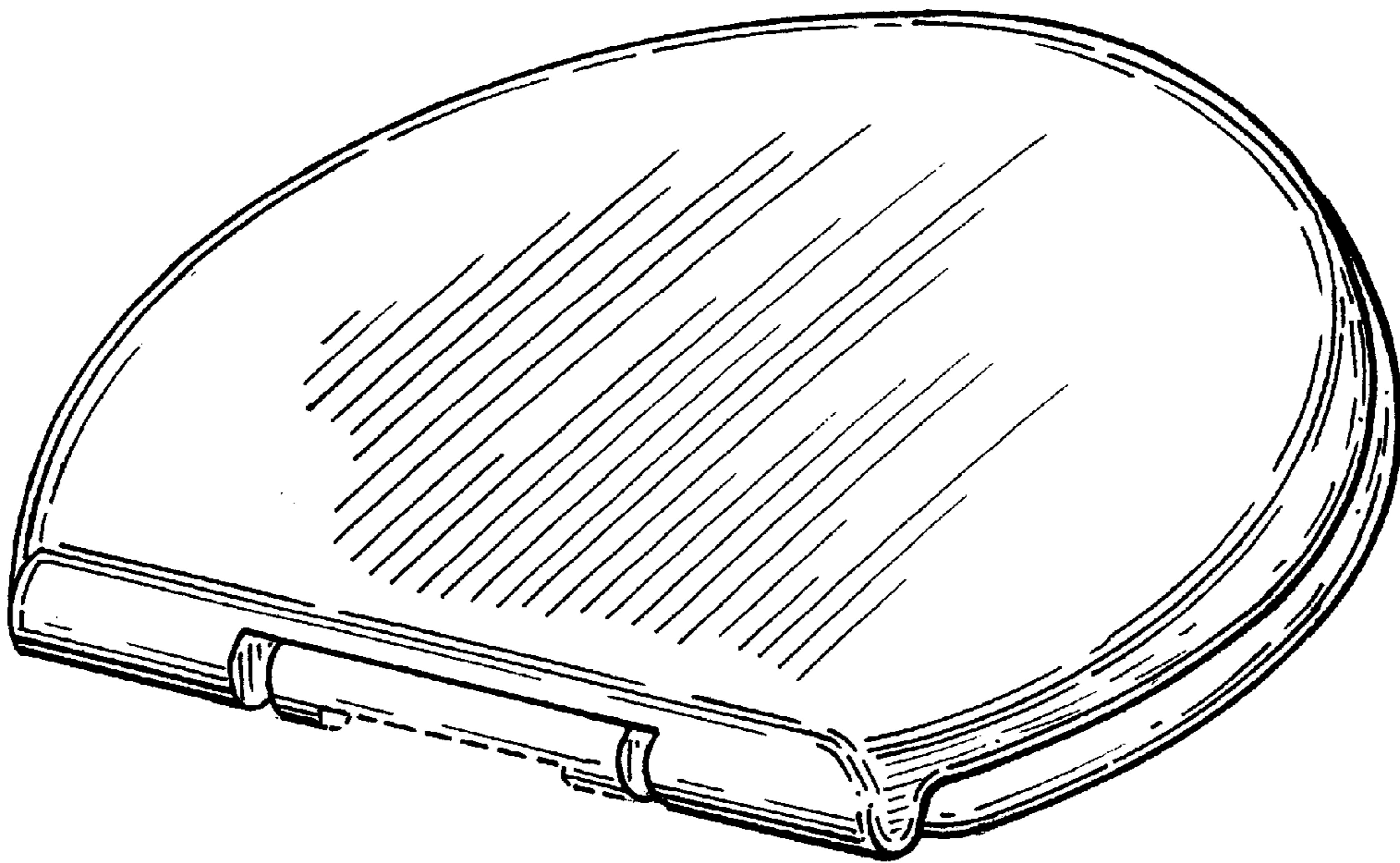


Fig. 2

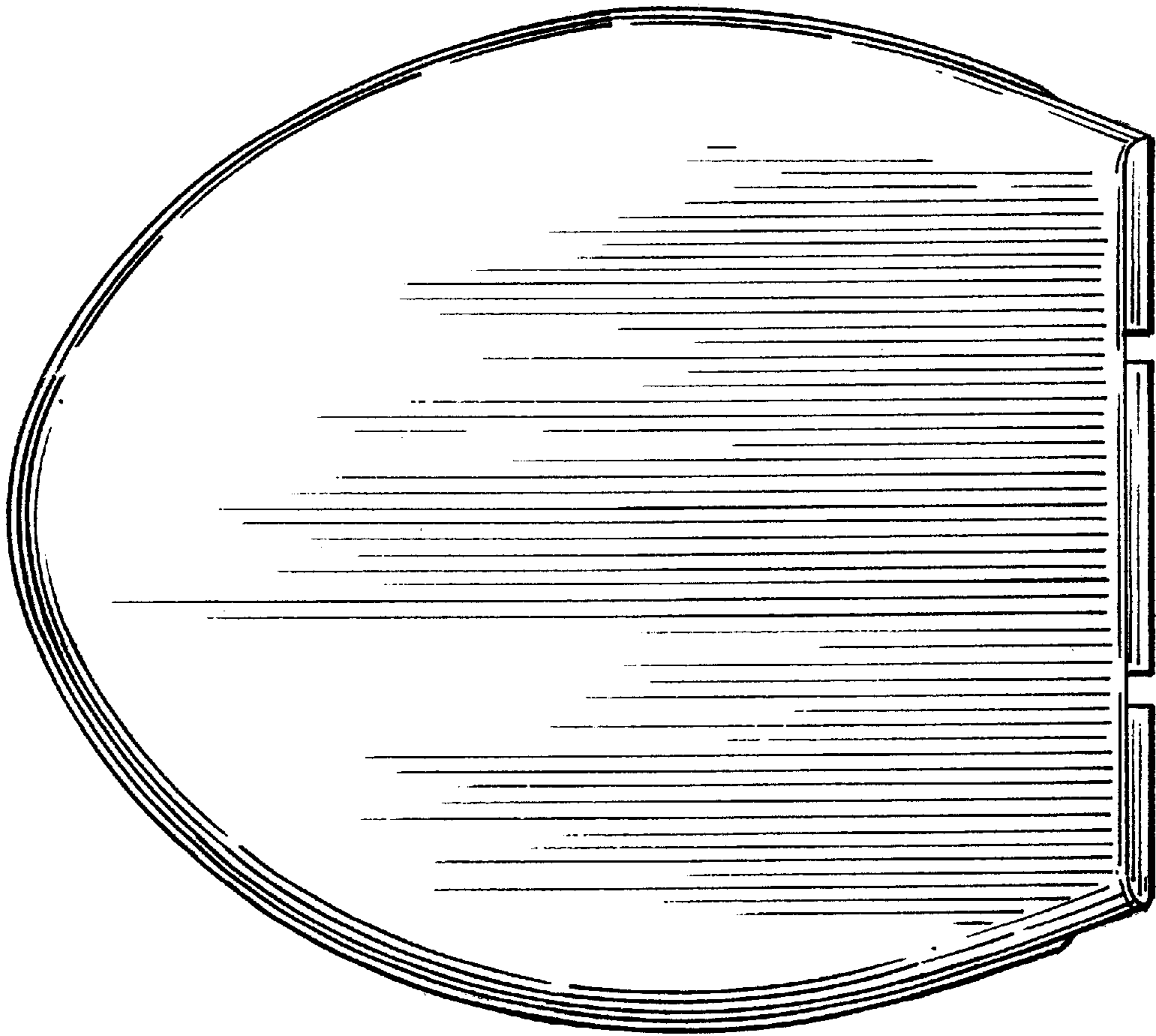


Fig. 3




Fig. 4




Fig. 5




Fig. 6

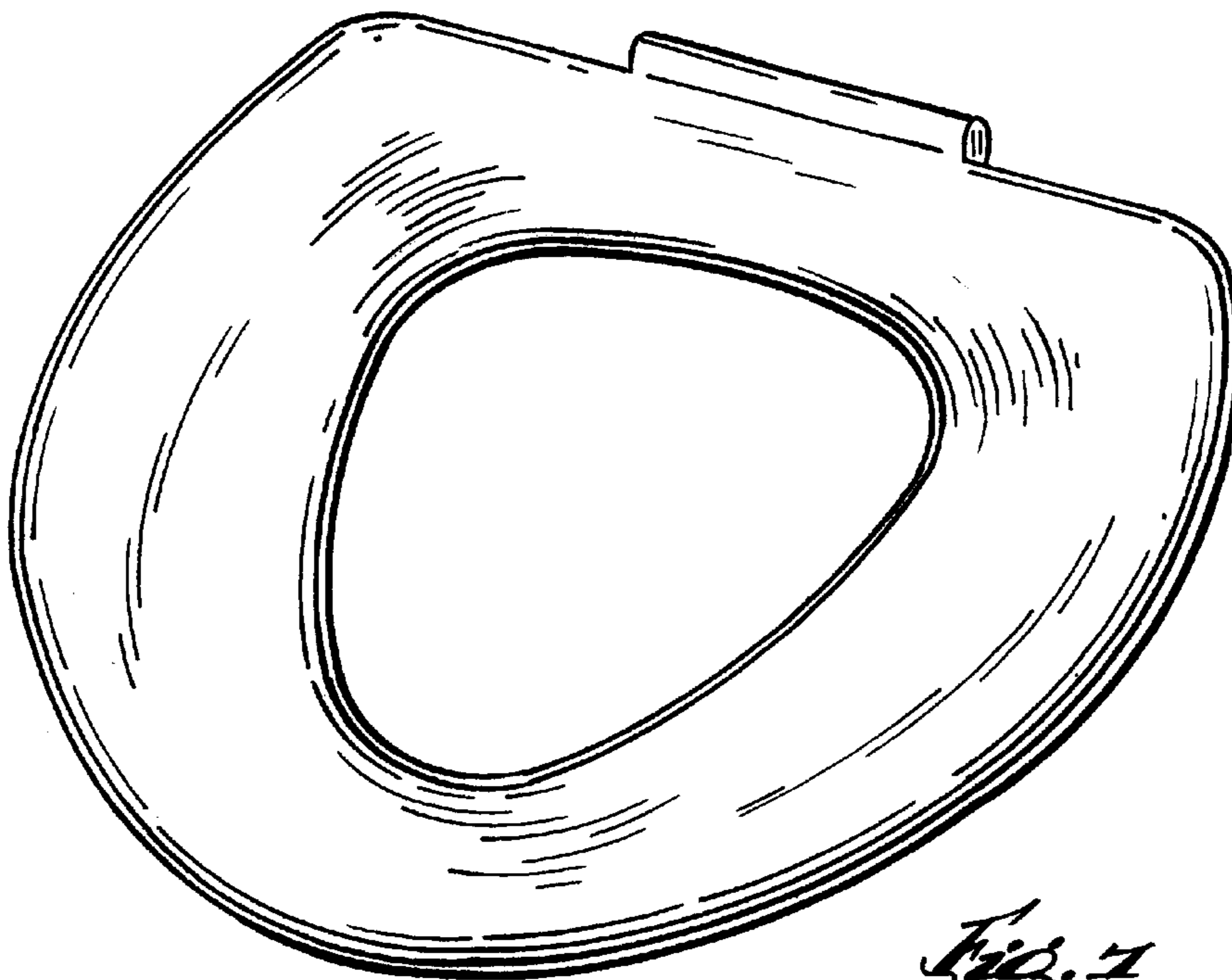


Fig. 7