



US00D448449B1

(12) **United States Design Patent**  
**Jacobs et al.**

(10) **Patent No.:** **US D448,449 S**

(45) **Date of Patent:** **\*\* Sep. 25, 2001**

(54) **SPRINKLER**

D. 414,842 \* 10/1999 Krueger ..... D23/214

D. 419,639 \* 1/2000 Ormiston ..... D23/214

D. 436,396 \* 1/2001 Hui-Chen ..... D23/215

(75) Inventors: **Scott W. Jacobs**, Bloomington; **Joyce Thomas**, Lexington; **G. Ralph Scott, Jr.**, East Galesburg; **Lawrence P. Heren**, East Peoria, all of IL (US)

\* cited by examiner

(73) Assignee: **L. R. Nelson Corporation**, Peoria, IL (US)

*Primary Examiner*—Robin V. Taylor

(74) *Attorney, Agent, or Firm*—Mayer, Brown & Platt

(\*\*) Term: **14 Years**

(57) **CLAIM**

The ornamental design for a sprinkler, as shown and described.

(21) Appl. No.: **29/127,820**

(22) Filed: **Aug. 11, 2000**

**DESCRIPTION**

(51) **LOC (7) Cl.** ..... **23-01**

FIG. 1 is a front view thereof;

(52) **U.S. Cl.** ..... **D23/214**

FIG. 2 is a rear view thereof;

(58) **Field of Search** ..... D23/213–215;

FIG. 3 is a right perspective view thereof;

239/211, 558

FIG. 4 is a left perspective view thereof; and,


FIG. 5 is a top perspective view thereof.

(56) **References Cited**

**U.S. PATENT DOCUMENTS**

D. 412,735 \* 8/1999 Gleason ..... D23/214

**1 Claim, 5 Drawing Sheets**








FIG. 1






FIG. 2






FIG. 3






FIG. 4






FIG. 5