



US00D448447B1

(12) **United States Design Patent**
Sheppard

(10) **Patent No.:** **US D448,447 S**

(45) **Date of Patent:** **** Sep. 25, 2001**

(54) **FISHING ROD HOLDER**

(76) Inventor: **Steven Sheppard**, 129 Main St. #5,
Groton, NY (US) 13073

(**) Term: **14 Years**

(21) Appl. No.: **29/131,446**

(22) Filed: **Oct. 20, 2000**

(51) **LOC (7) Cl.** **22-05**

(52) **U.S. Cl.** **D22/147**

(58) **Field of Search** D22/147, 148,
D22/109; D8/1; D6/552; 248/156; 43/21.2,
26; 224/922

(56) **References Cited**

U.S. PATENT DOCUMENTS

D. 394,300	*	5/1998	Samuels et al.	D22/148
D. 431,277	*	9/2000	Mitchell	D22/147
2,137,645	*	11/1938	Doench	248/156
2,592,688	*	4/1952	Halfpap et al.	224/922

* cited by examiner

Primary Examiner—Catherine R. Oliver
(74) *Attorney, Agent, or Firm*—Brown & Michaels, PC

(57) **CLAIM**

The ornamental design for a fishing rod holder, as shown.

DESCRIPTION

FIG. 1 is a perspective view of the fishing rod holder of the invention;

FIG. 2 is a front view of the fishing rod holder of the invention.

FIG. 3 is a side view of the fishing rod holder of the invention, from the blade end.

FIG. 4 is a rear view of the fishing rod holder of the invention.

FIG. 5 is a top view of the fishing rod holder of the invention; and,

FIG. 6 is a bottom view of the fishing rod holder of the invention.

1 Claim, 2 Drawing Sheets

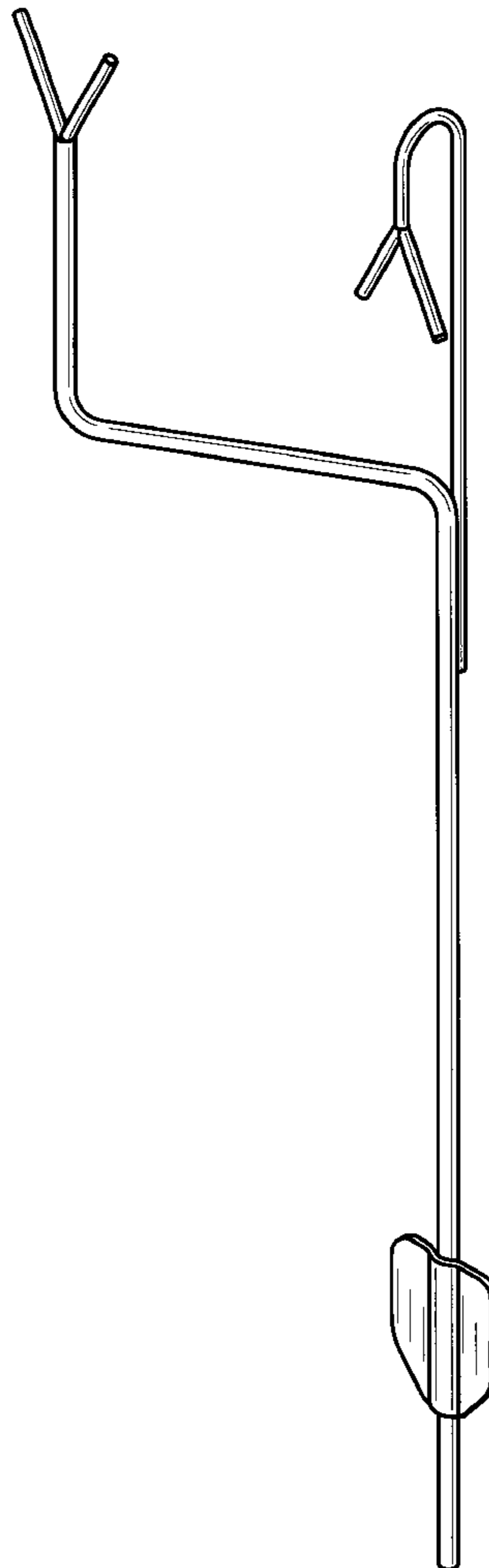


FIG. 1

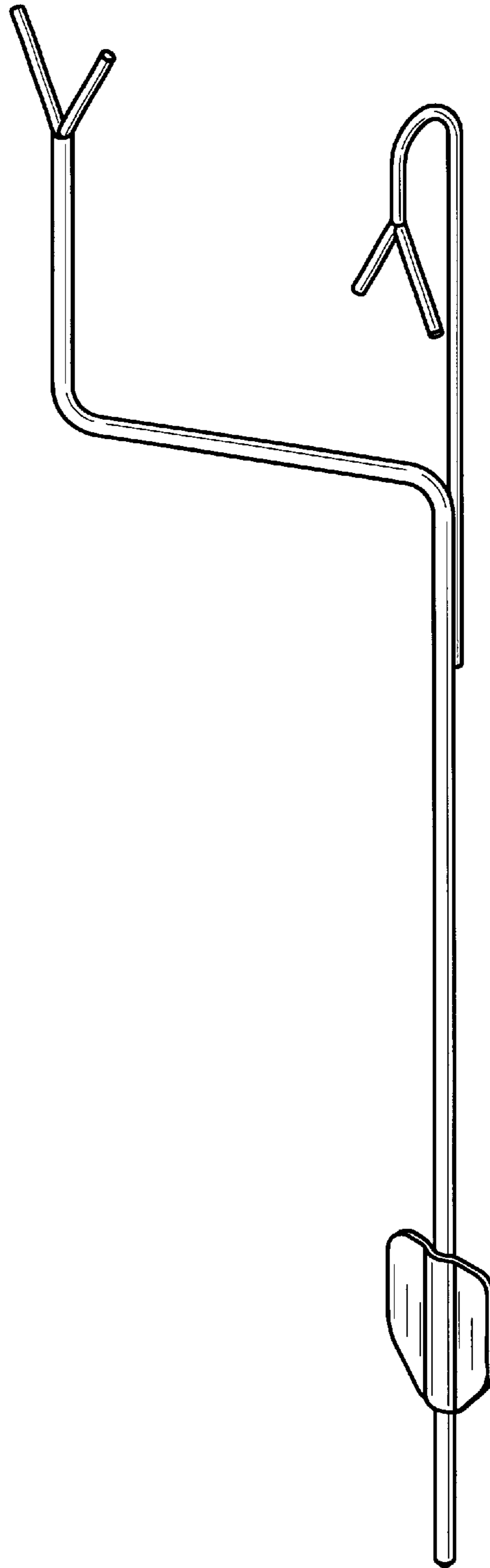


FIG. 2

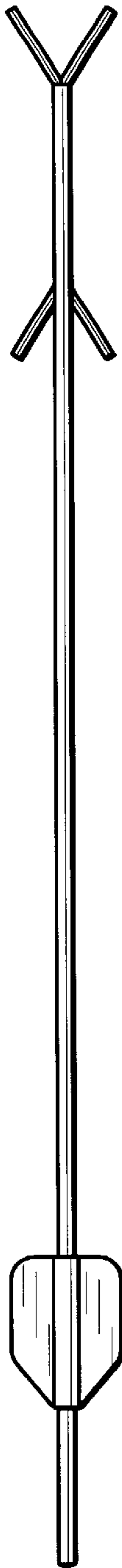


FIG. 3




FIG. 4

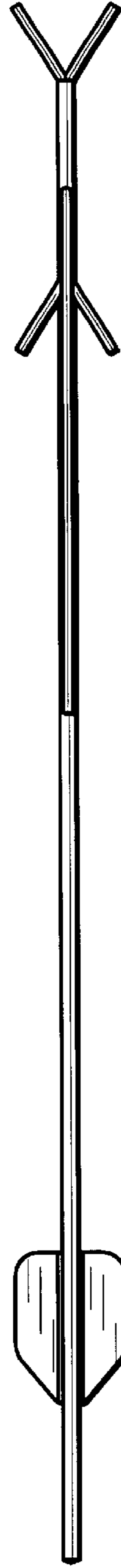


FIG. 5

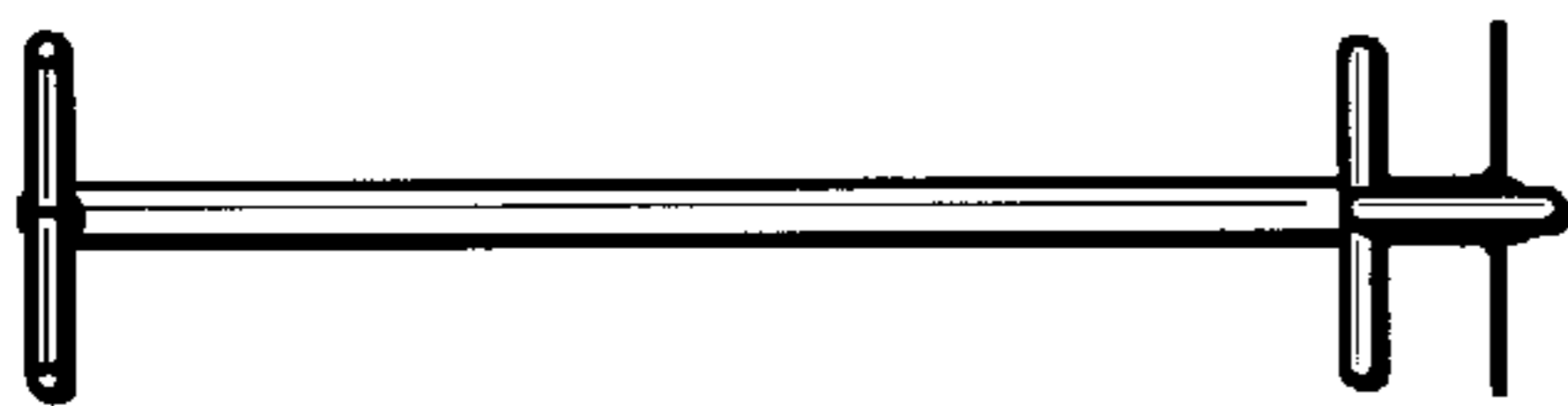


FIG. 6

