



US00D448443B1

(12) **United States Design Patent**
Kaven et al.

(10) **Patent No.:** **US D448,443 S**

(45) **Date of Patent:** **** Sep. 25, 2001**

(54) **FISH LURE**

(76) Inventors: **Daniel Kaven**, 3226 Mariner La.,
Longmont, CO (US) 80503; **Maurice**
Terrill, 2346 S. Lansing St., Aurora,
CO (US) 80114

(**) Term: **14 Years**

(21) Appl. No.: **29/128,980**

(22) Filed: **Sep. 7, 2000**

(51) **LOC (7) Cl.** **22-05**

(52) **U.S. Cl.** **D22/133**

(58) **Field of Search** D22/125-133;
43/42.39, 42.47, 42.35, 42.37, 42.45, 42.48,
26.2

(56) **References Cited**

U.S. PATENT DOCUMENTS

D. 242,040	*	10/1976	Storm	D22/133
D. 267,106	*	11/1982	Erb	D22/133
D. 299,264	*	1/1989	Bagley, Sr.	D22/133
D. 317,038	*	5/1991	Mann	D22/132
D. 352,340	*	11/1994	Terrill	D22/132
D. 417,902	*	12/1999	Nobili	D22/132

OTHER PUBLICATIONS

Eppinger (America's Family of Fishing Lures) Sparkle Tail
and Rattlin Devoe Lures, 1996, p. 12.*

* cited by examiner

Primary Examiner—Catherine R. Oliver
(74) *Attorney, Agent, or Firm*—Welsh & Flaxman LLC

(57) **CLAIM**

The ornamental design for a fish lure, as shown and
described.

DESCRIPTION

FIG. 1 is a perspective view of a fish lure showing my new
design.

FIG. 2 is a side elevational view thereof, the opposite side
being a mirror image.

FIG. 3 is a front end elevational view.

FIG. 4 is a rear end elevational view.

FIG. 5 is a top plan view; and,

FIG. 6 is a bottom view thereof.

The broken line showing of hooks is for illustrative purposes
and forms no part of the claimed design.

1 Claim, 1 Drawing Sheet

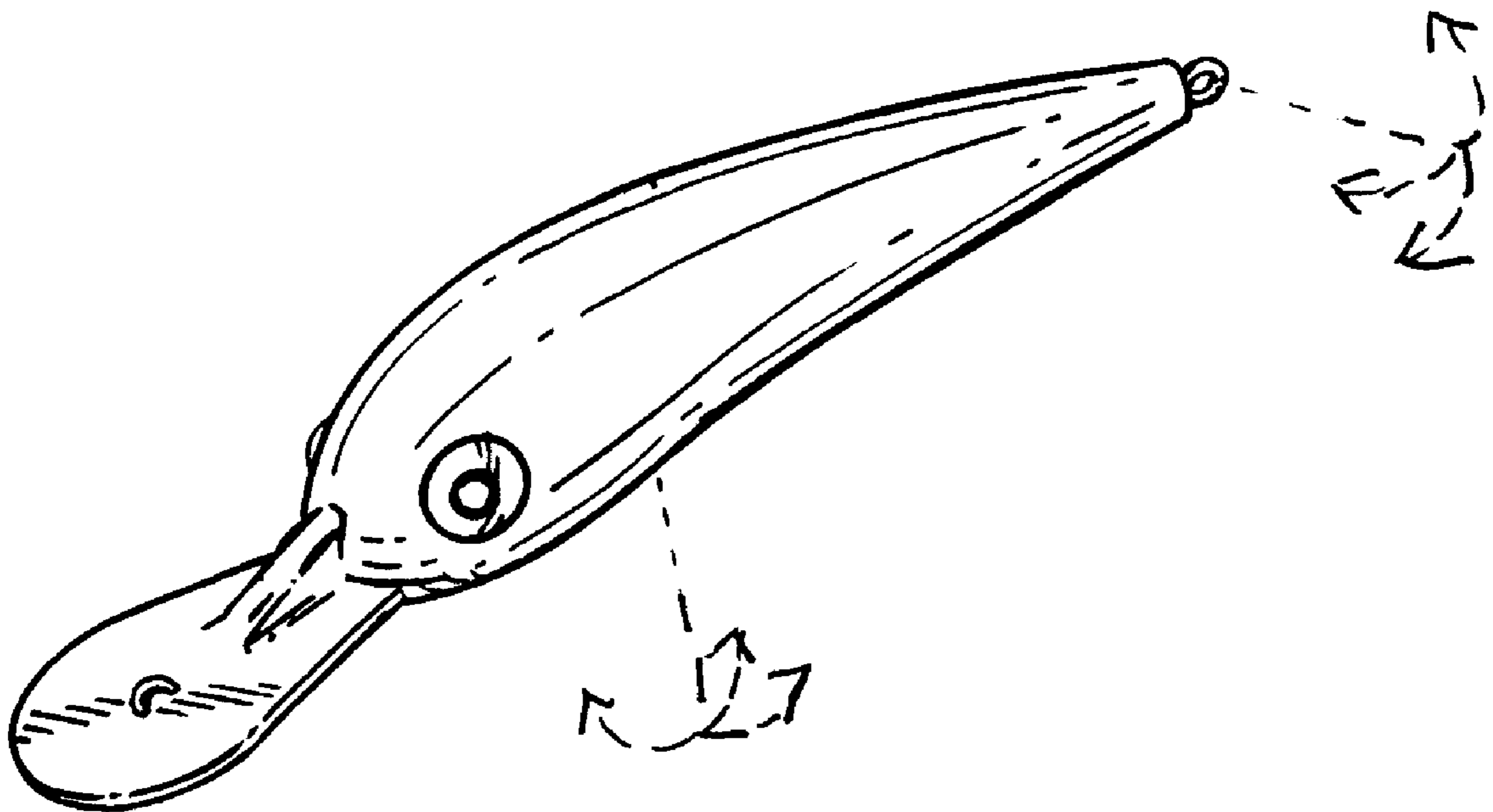




FIG. 3

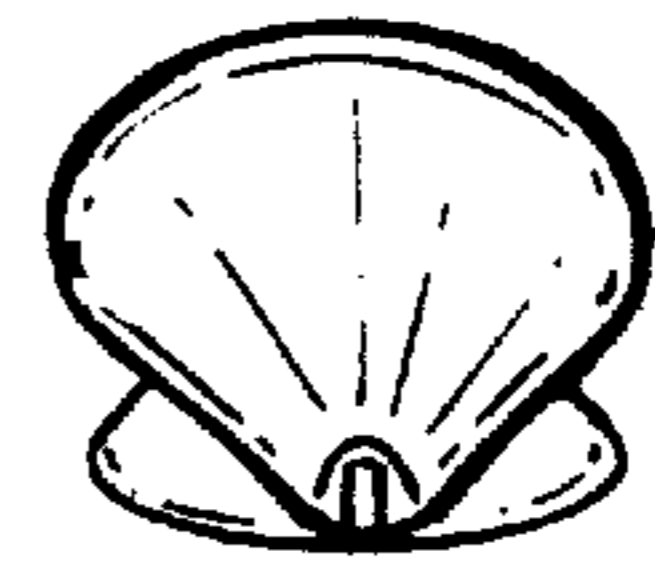


FIG. 4

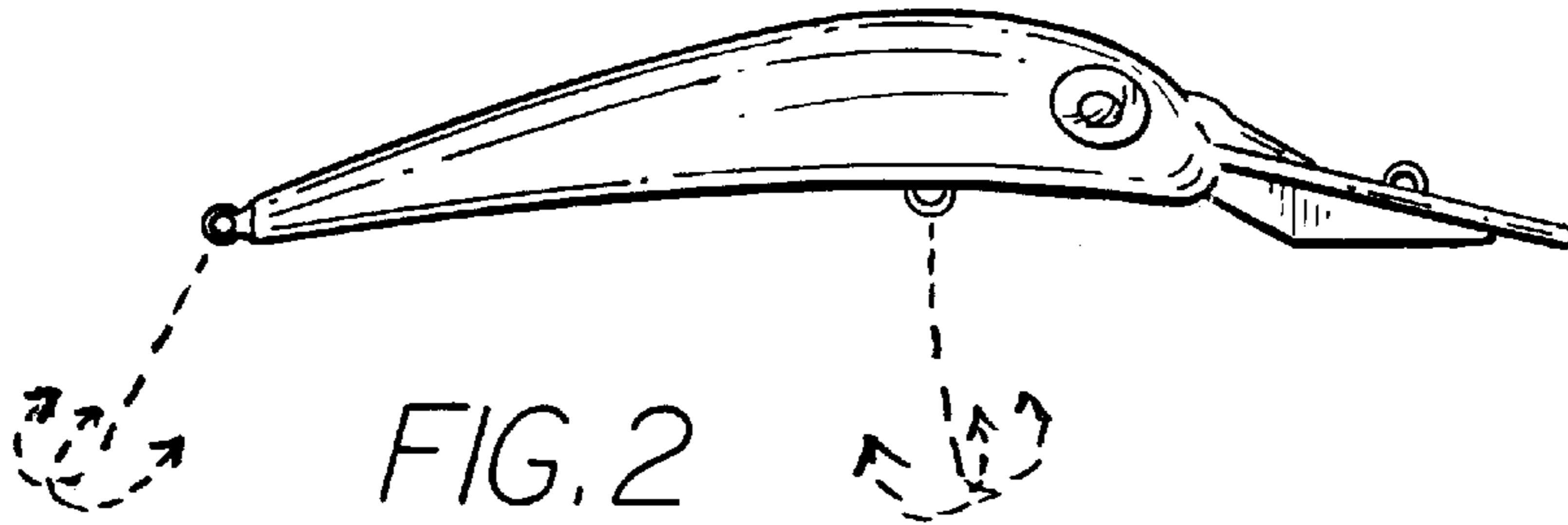


FIG. 2

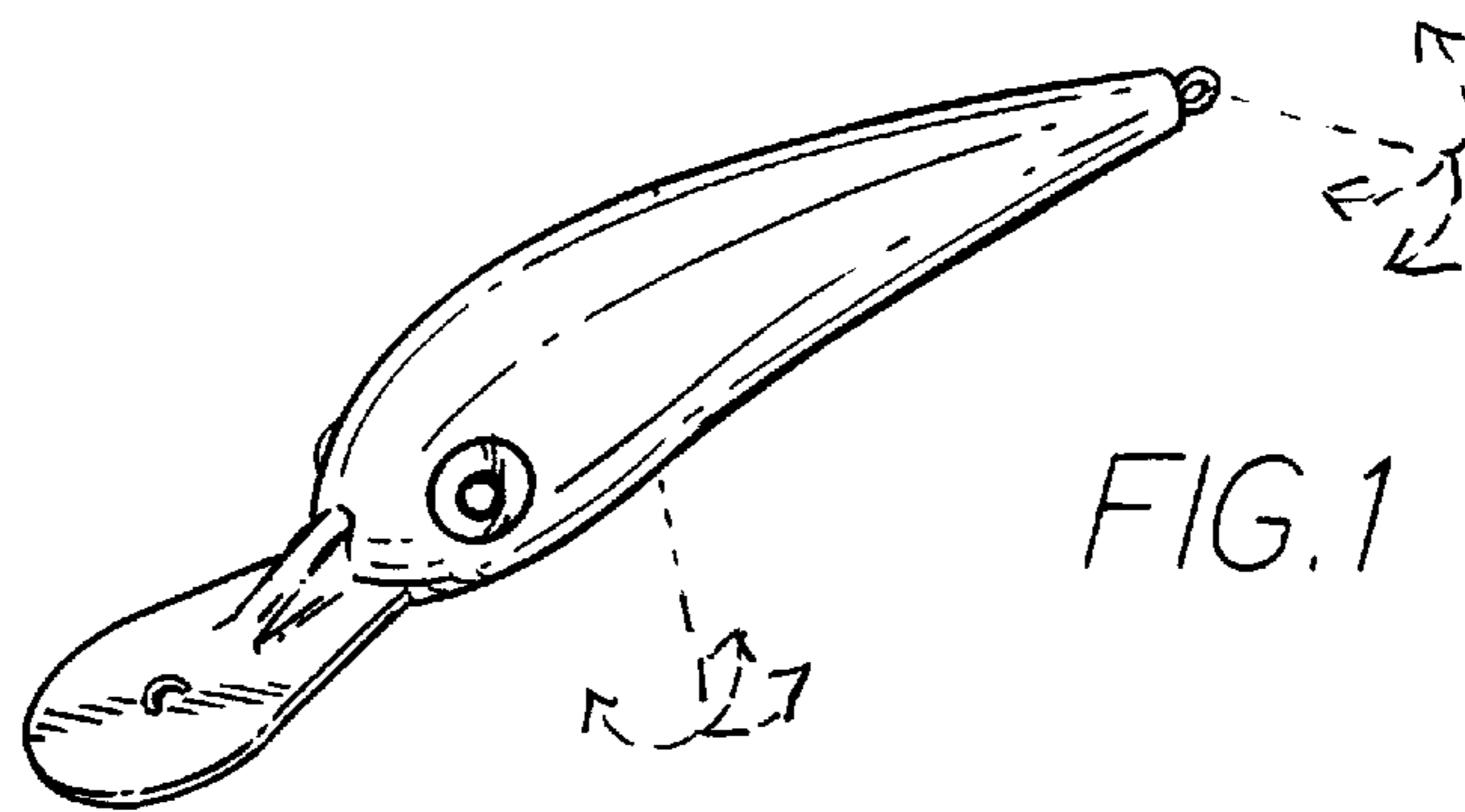


FIG. 1

FIG. 5

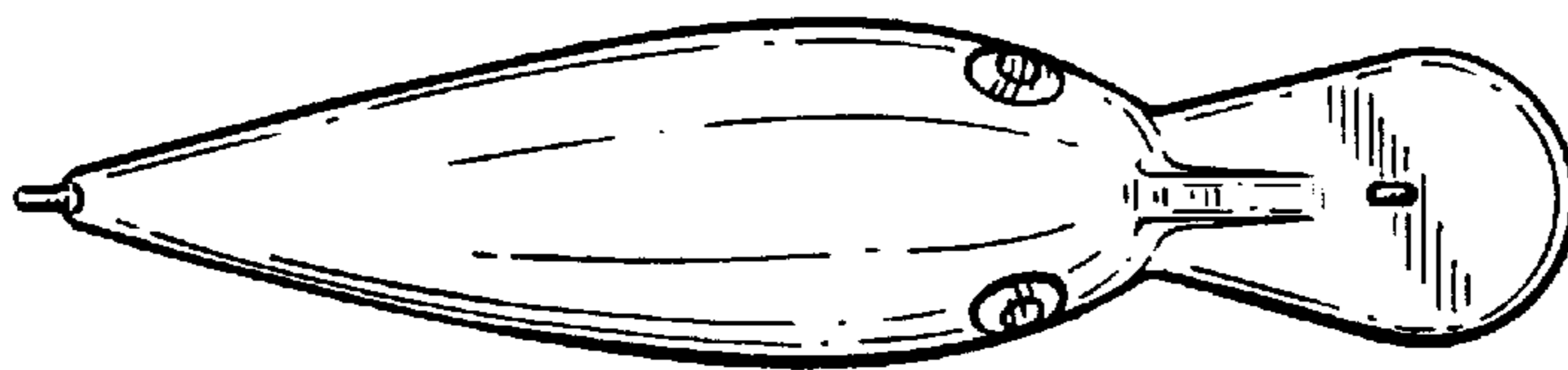


FIG. 6

