



US00D448441B1

(12) **United States Design Patent**  
**Wolf**

(10) **Patent No.:** **US D448,441 S**

(45) **Date of Patent:** **\*\* Sep. 25, 2001**

(54) **SNOW-GLIDING APPARATUS**  
(76) Inventor: **Andrew Wolf**, 915 NE. 4th, Gresham,  
OR (US) 97030  
(\*\*) Term: **14 Years**

5,018,760 \* 5/1991 Remonet ..... 280/609  
5,328,200 7/1994 Pelizzari .  
5,437,755 8/1995 Lavorel et al. .  
5,868,405 2/1999 Lavecchia et al. .  
5,924,718 7/1999 Gordon et al. .  
6,189,912 \* 2/2001 Ritzinger ..... 280/609

**FOREIGN PATENT DOCUMENTS**

(21) Appl. No.: **29/137,466**  
(22) Filed: **Feb. 20, 2001**  
(51) **LOC (7) Cl.** ..... **21-02**  
(52) **U.S. Cl.** ..... **D21/760; D21/769**  
(58) **Field of Search** ..... D21/760, 761,  
D21/766, 769, 775; 280/14.2, 15, 18, 23.14,  
28.11, 28.16, 87.042, 607, 608, 609, 604

197 12 569  
A1 10/1998 (DE) .  
WO 98/42418 10/1998 (WO) .

\* cited by examiner

*Primary Examiner*—Kay H. Chin  
(74) *Attorney, Agent, or Firm*—Kolisch Hartwell Dickinson  
McCormack & Heuser

(56) **References Cited**  
**U.S. PATENT DOCUMENTS**

D. 263,035 2/1982 Frechette .  
D. 308,711 6/1990 Katz .  
D. 376,561 12/1996 Sloss .  
D. 401,287 \* 11/1998 Ritzinger ..... D21/760  
D. 417,250 11/1999 Colin .  
3,332,697 7/1967 Hagen .  
3,372,945 3/1968 Salisbury .  
3,378,274 4/1968 Poppen .  
3,614,116 10/1971 Haldemann .  
3,655,211 4/1972 Bollettieri et al. .  
3,782,745 1/1974 Stoveken .  
4,028,761 6/1977 Taylor .  
4,241,929 12/1980 Curry .  
4,409,287 10/1983 Harrison .  
4,635,954 1/1987 Arnsteiner .

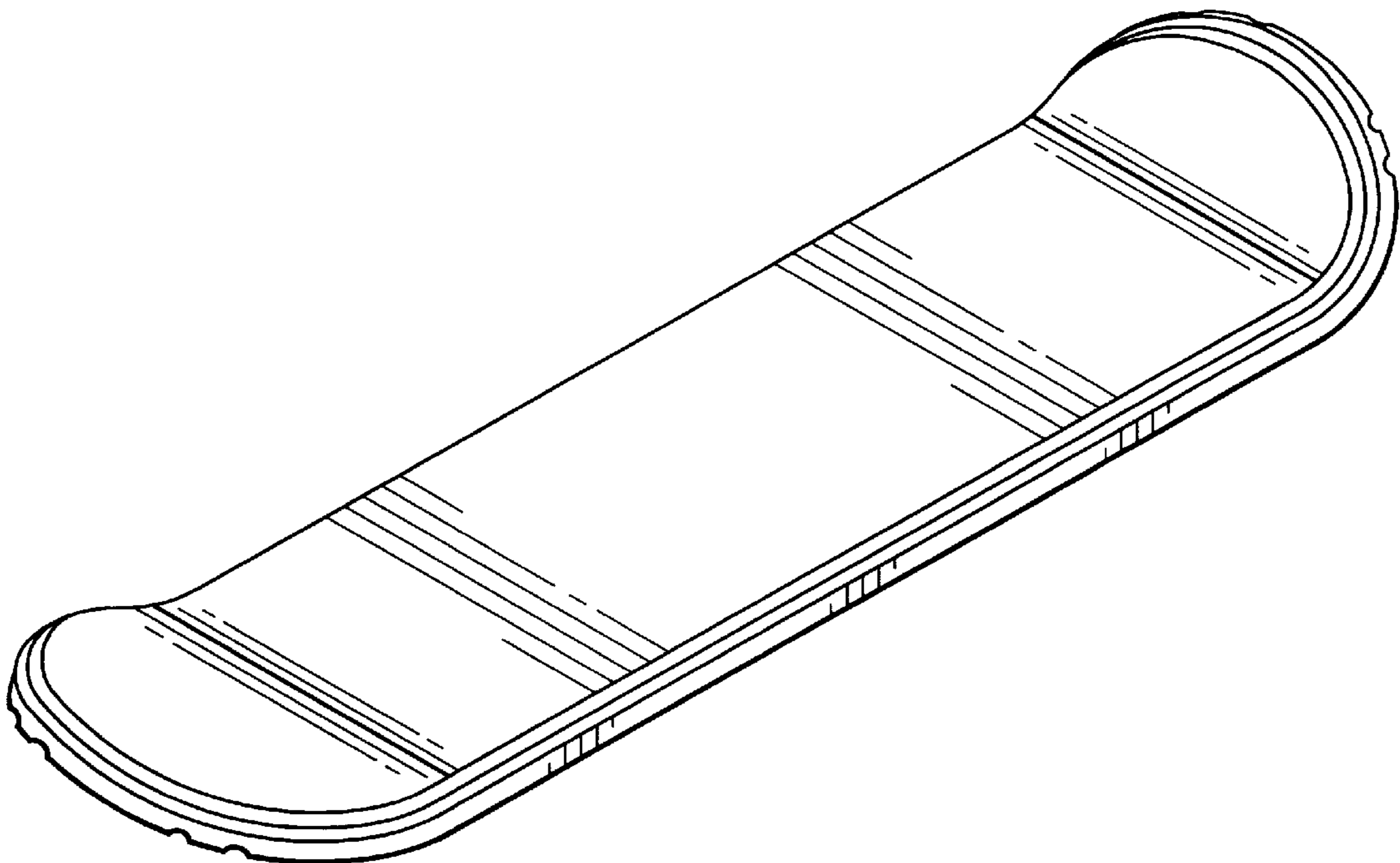
(57) **CLAIM**

The ornamental design for a snow-gliding apparatus, as shown and described.

**DESCRIPTION**

FIG. 1 is an isometric view of the design of the snow-gliding apparatus according to the present invention.  
FIG. 2 is a side view of the snow-gliding apparatus shown in FIG. 1.  
FIG. 3 is a bottom view of the snow-gliding apparatus shown in FIG. 1; and,  
FIG. 4 is an end view of the snow-gliding apparatus shown in FIG. 1, where the opposing end is identical to the end shown in FIG. 4.

**1 Claim, 2 Drawing Sheets**



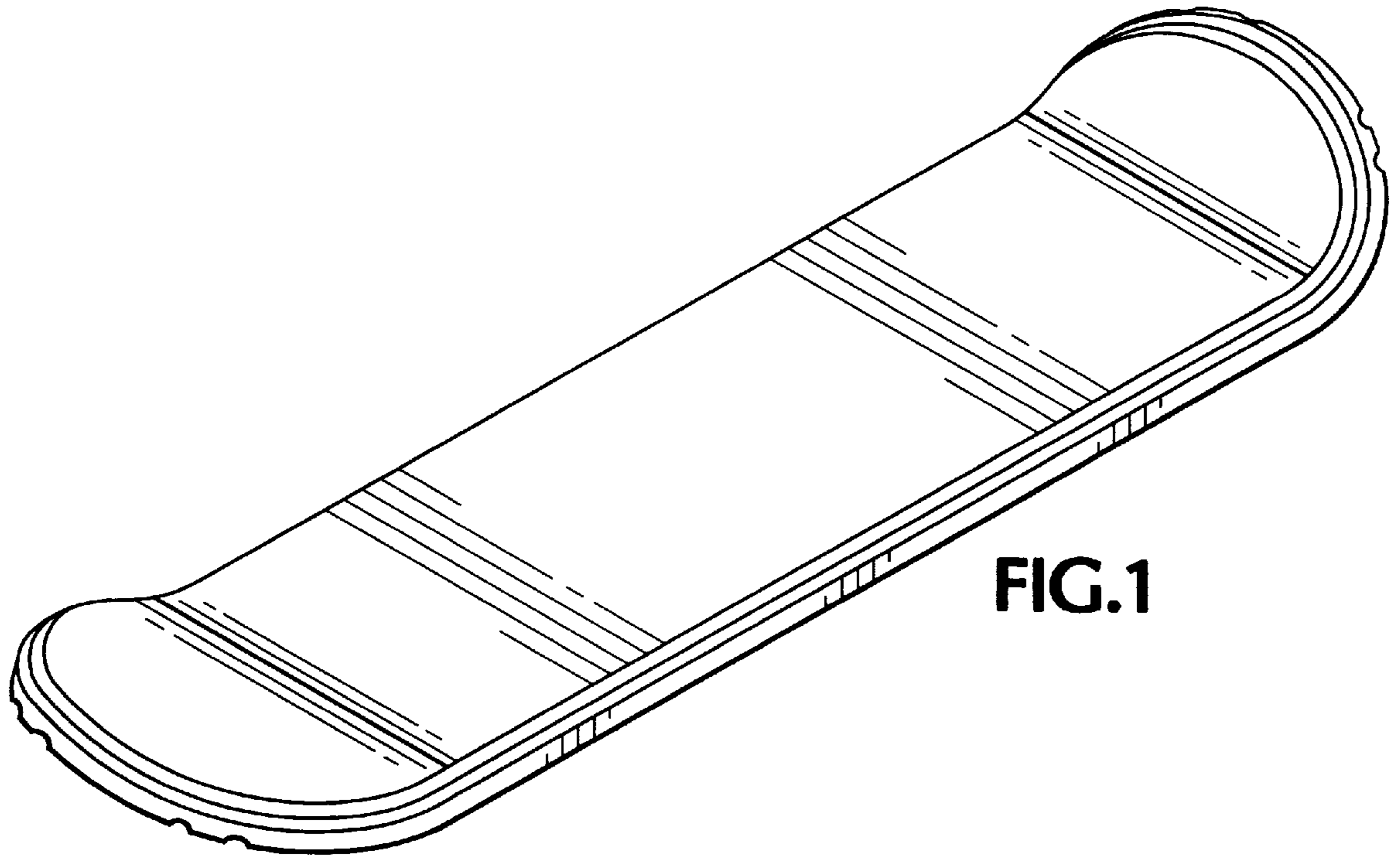


FIG. 1

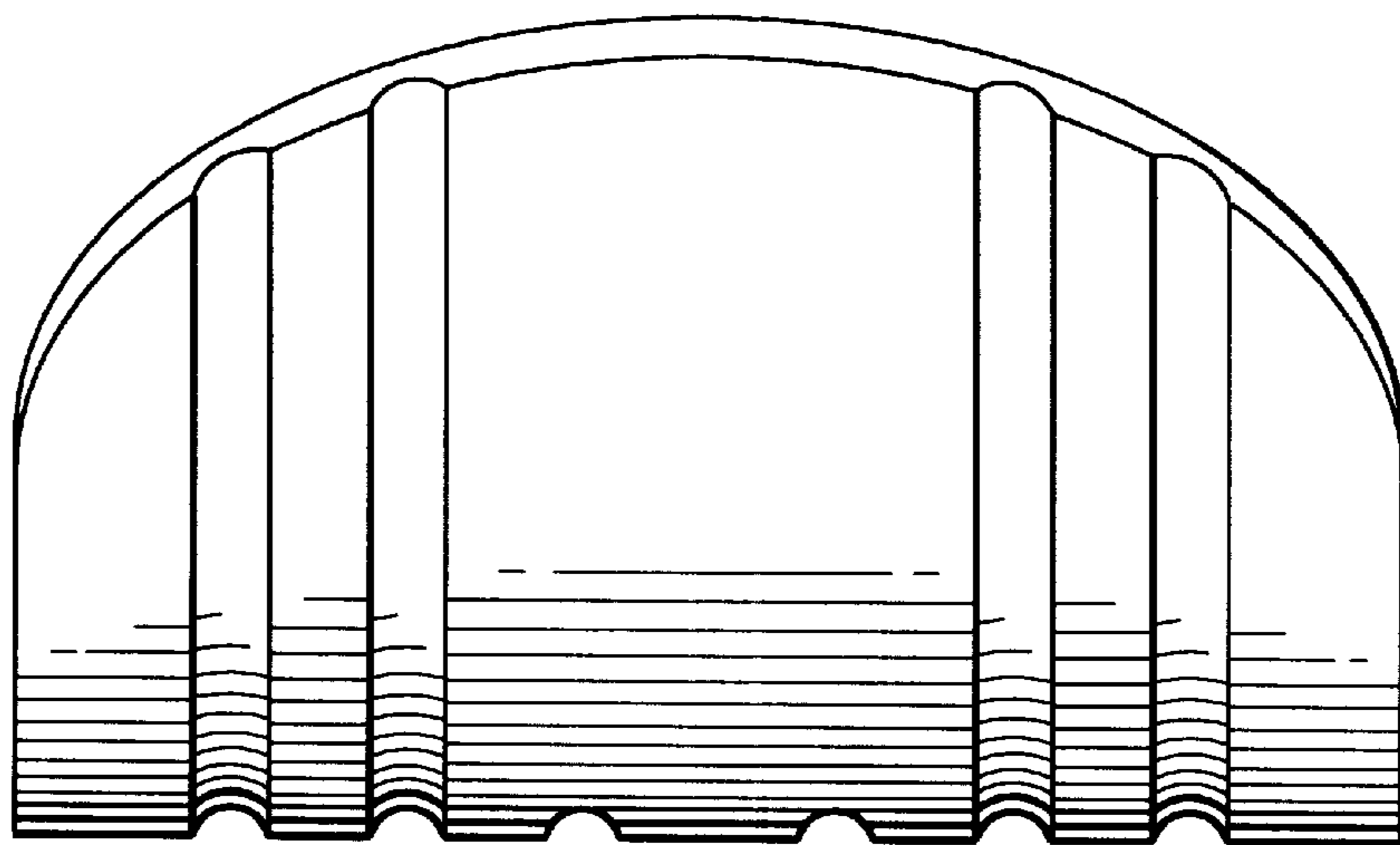


FIG. 4

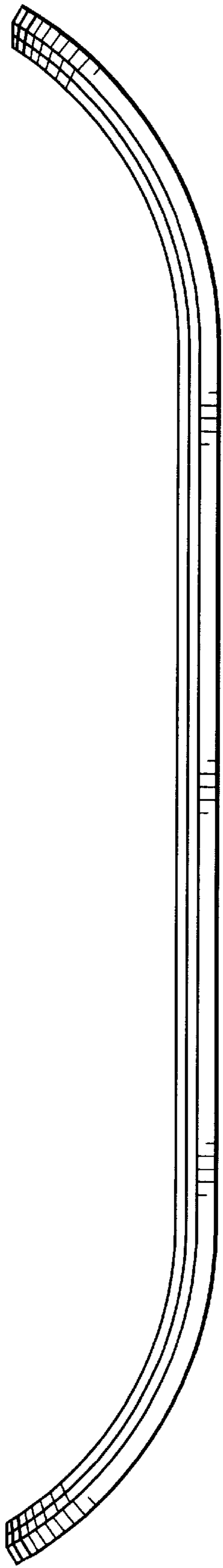


FIG. 2




FIG. 3