



US00D448436B1

(12) **United States Design Patent**
Kuncz

(10) **Patent No.:** **US D448,436 S**

(45) **Date of Patent:** **** Sep. 25, 2001**

(54) **TENNIS RACKET**

3,801,099 * 4/1974 Lair 473/537

4,147,348 * 4/1979 Lee 473/526

4,478,416 * 10/1984 Gibello 473/526

(76) Inventor: **Ferenc Kuncz**, 15464 SW. 114 St.,
Miami, FL (US) 33196

* cited by examiner

(**) Term: **14 Years**

Primary Examiner—Mitchell Siegel

(21) Appl. No.: **29/136,046**

(57) **CLAIM**

(22) Filed: **Jan. 24, 2001**

I claim the ornamental design for a tennis racket, as show and described.

(51) **LOC (7) Cl.** **21-02**

DESCRIPTION

(52) **U.S. Cl.** **D21/729**

(58) **Field of Search** D21/729-732;
473/524, 526, 532-534, 539, 546, 549

FIG. 1 is a front elevation view of my present new design of tennis racket,

FIG. 2 is a rear elevation view thereof,

FIG. 3 is a right side elevation view thereof;

FIG. 4 is a left side elevation view thereof,

FIG. 5 is an enlarged bottom elevation view thereof; and,

FIG. 6 is an enlarged top elevation view thereof.

(56) **References Cited**

U.S. PATENT DOCUMENTS

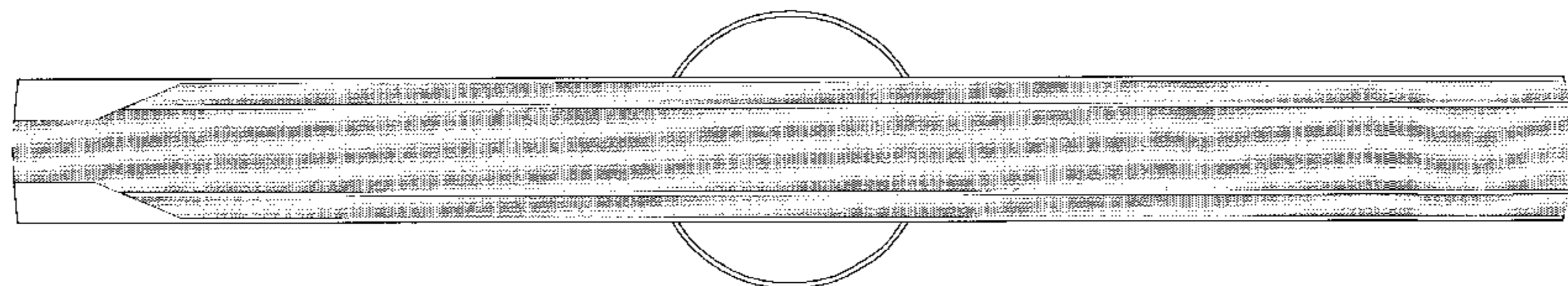

D. 279,397 * 6/1985 Gibello D21/730

D. 279,398 * 6/1985 Gibello D21/730

D. 279,496 * 7/1985 Gibello D21/730

D. 330,924 * 11/1992 Hodge, II D21/730

1 Claim, 6 Drawing Sheets






Fig. 1

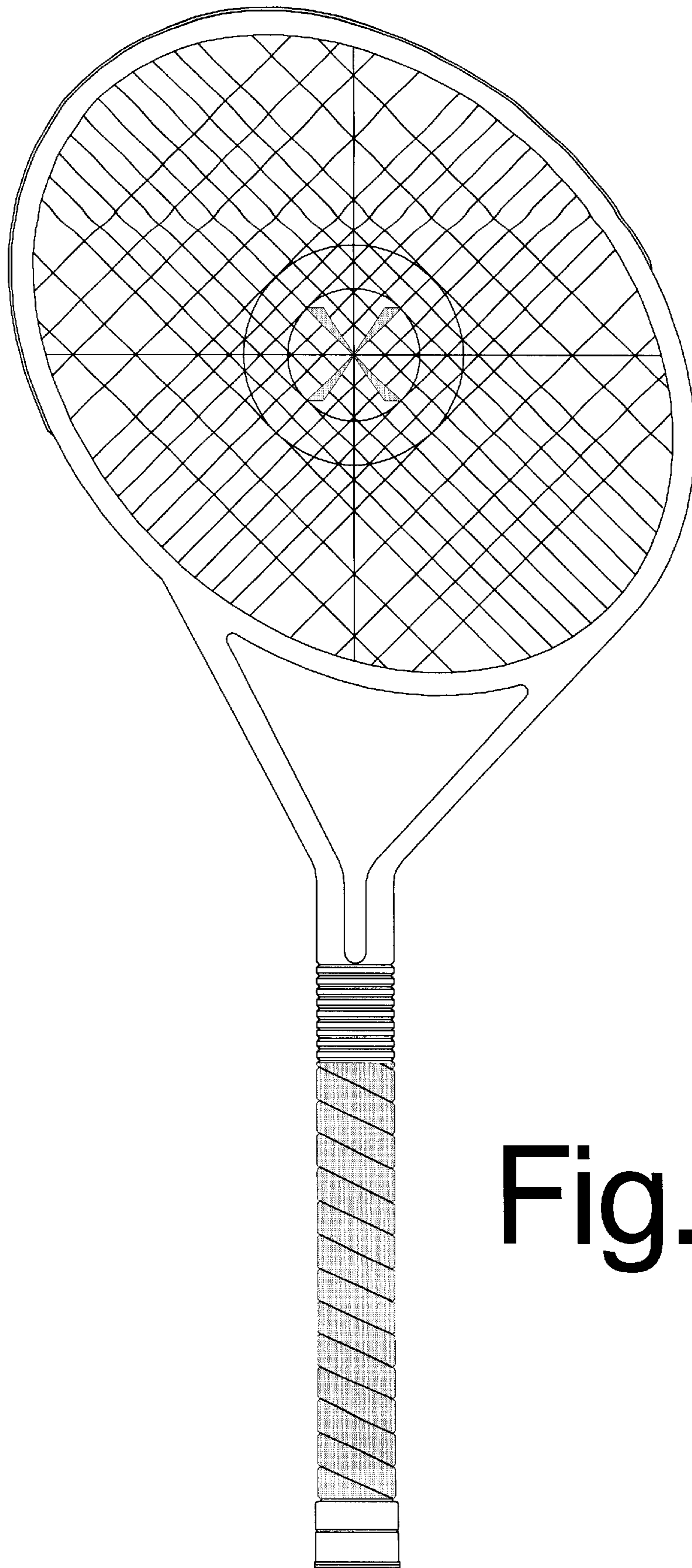


Fig. 2




Fig.3

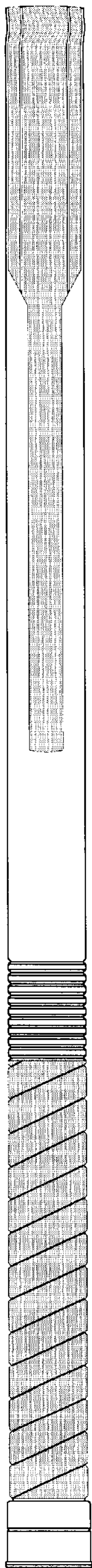


Fig.4

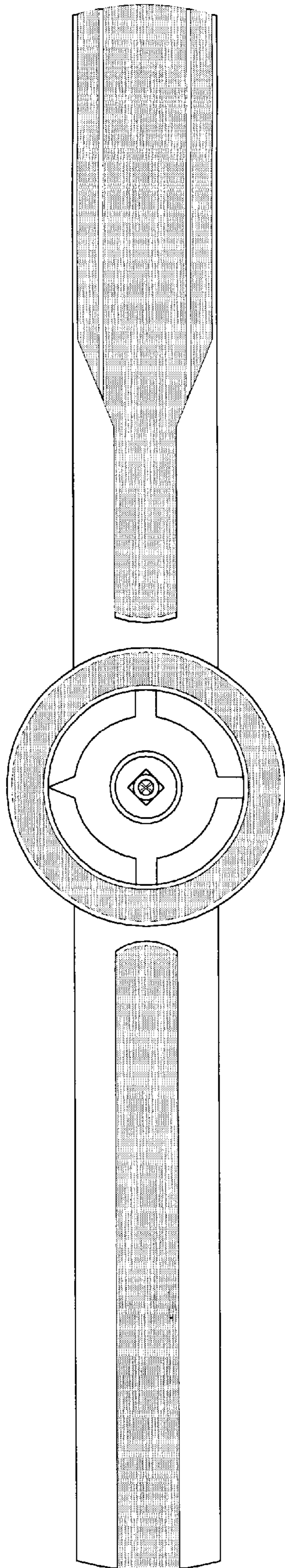


Fig. 5

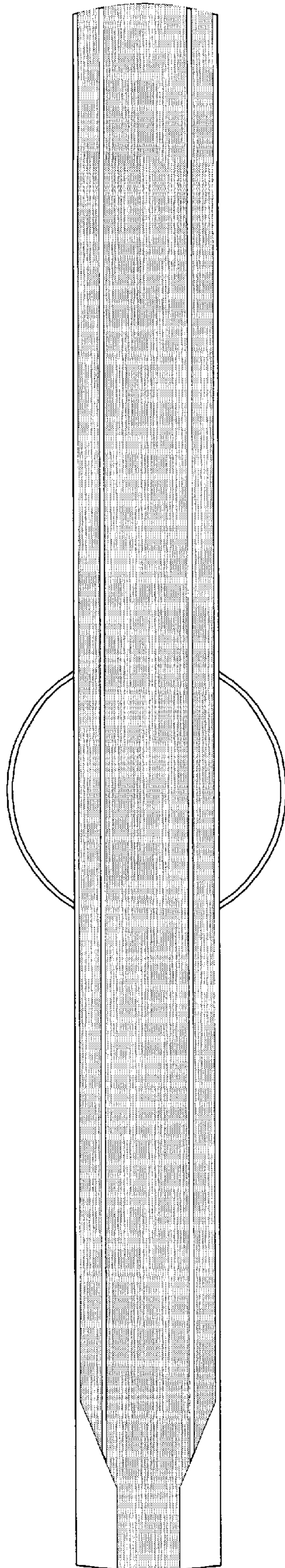


Fig. 6