



US00D448425B1

(12) **United States Design Patent**  
**Hanazawa et al.**

(10) **Patent No.:** **US D448,425 S**

(45) **Date of Patent:** **\*\* Sep. 25, 2001**

(54) **INFORMATION STORED CARTRIDGE FOR GAME MACHINE**

(75) Inventors: **Kaku Hanazawa**, Tokyo; **Hashira Ryo**, Tochigi, both of (JP)

(73) Assignee: **Kabushiki Kaisha Bandai**, Tokyo (JP)

(\*\*) Term: **14 Years**

(21) Appl. No.: **29/107,058**

(22) Filed: **Jun. 24, 1999**

(30) **Foreign Application Priority Data**

Dec. 24, 1998 (JP) ..... 10-37494

(51) **LOC (7) Cl.** ..... **21-01**

(52) **U.S. Cl.** ..... **D21/332; D14/496**

(58) **Field of Search** ..... D21/324, 328, D21/332; D14/435, 454, 474, 483, 496; 273/148 B; 463/1, 43-47; 242/348, 348.4, 335; 360/132, 133, 135, 900; 369/275.1-275.5, 280, 281, 272, 292

(56) **References Cited**

**U.S. PATENT DOCUMENTS**

D. 376,795 \* 12/1996 Ashida ..... D21/332

D. 407,084 \* 3/1999 Waaler et al. .... D21/332  
D. 411,532 \* 6/1999 Sugino ..... D21/332  
5,362,068 \* 11/1994 Liu ..... 463/44  
5,528,223 \* 6/1996 Dilonardo et al. .... 463/44 X  
5,653,638 \* 8/1997 Nagata ..... 463/44

\* cited by examiner

*Primary Examiner*—Prabhakar Deshmukh  
(74) *Attorney, Agent, or Firm*—Baker & McKenzie

(57) **CLAIM**

The ornamental design for an information stored cartridge for game machine, as shown and described.

**DESCRIPTION**

FIG. 1 is a top plan view of an information stored cartridge for game machine showing our new design;  
FIG. 2 is a bottom plan view thereof;  
FIG. 3 is a front elevational view thereof;  
FIG. 4 is a rear elevational view thereof;  
FIG. 5 is a left side elevational view thereof;  
FIG. 6 is a right side elevational view thereof; and,  
FIG. 7 is a perspective view thereof.

**1 Claim, 3 Drawing Sheets**

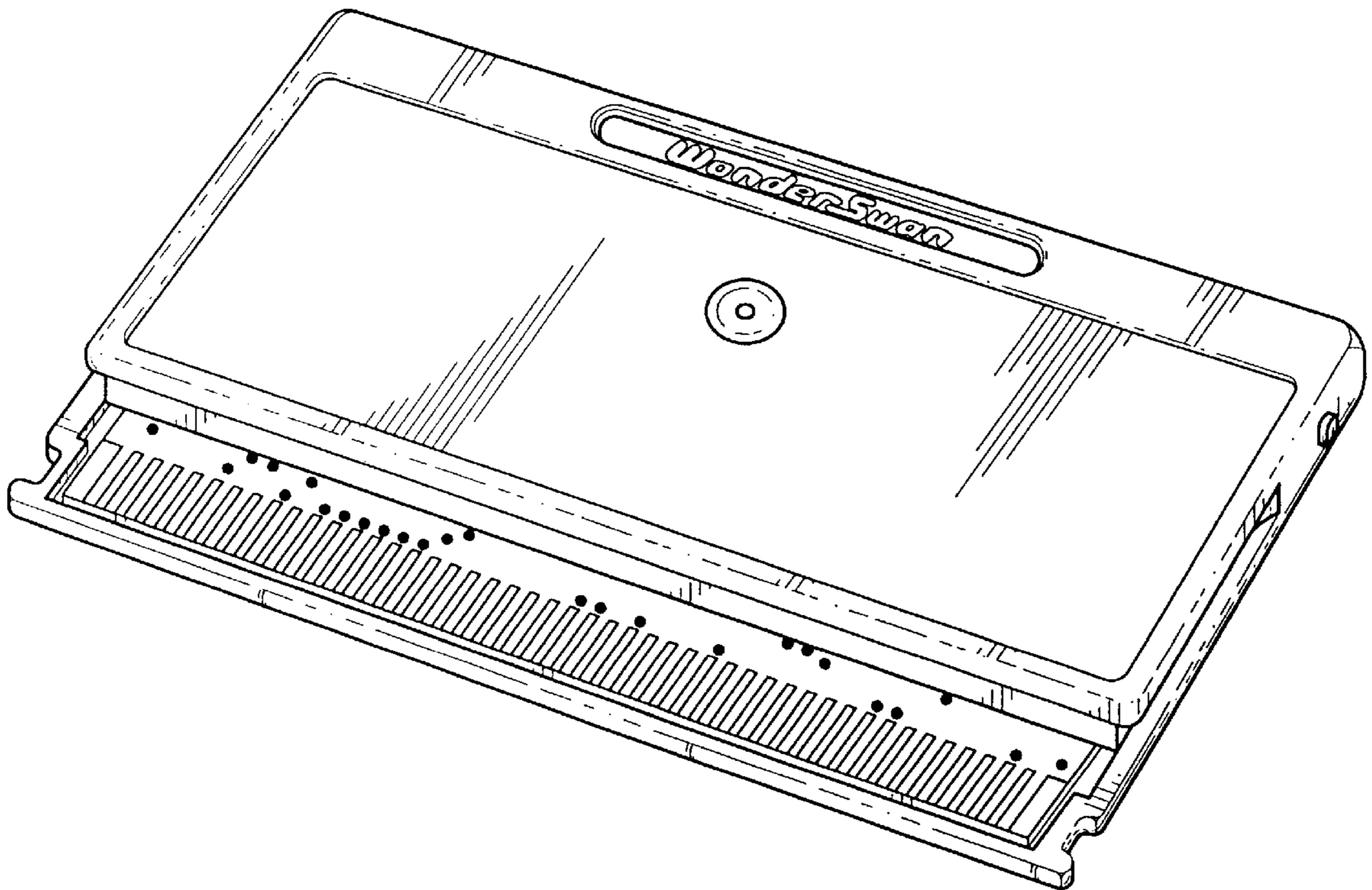


FIG. 1

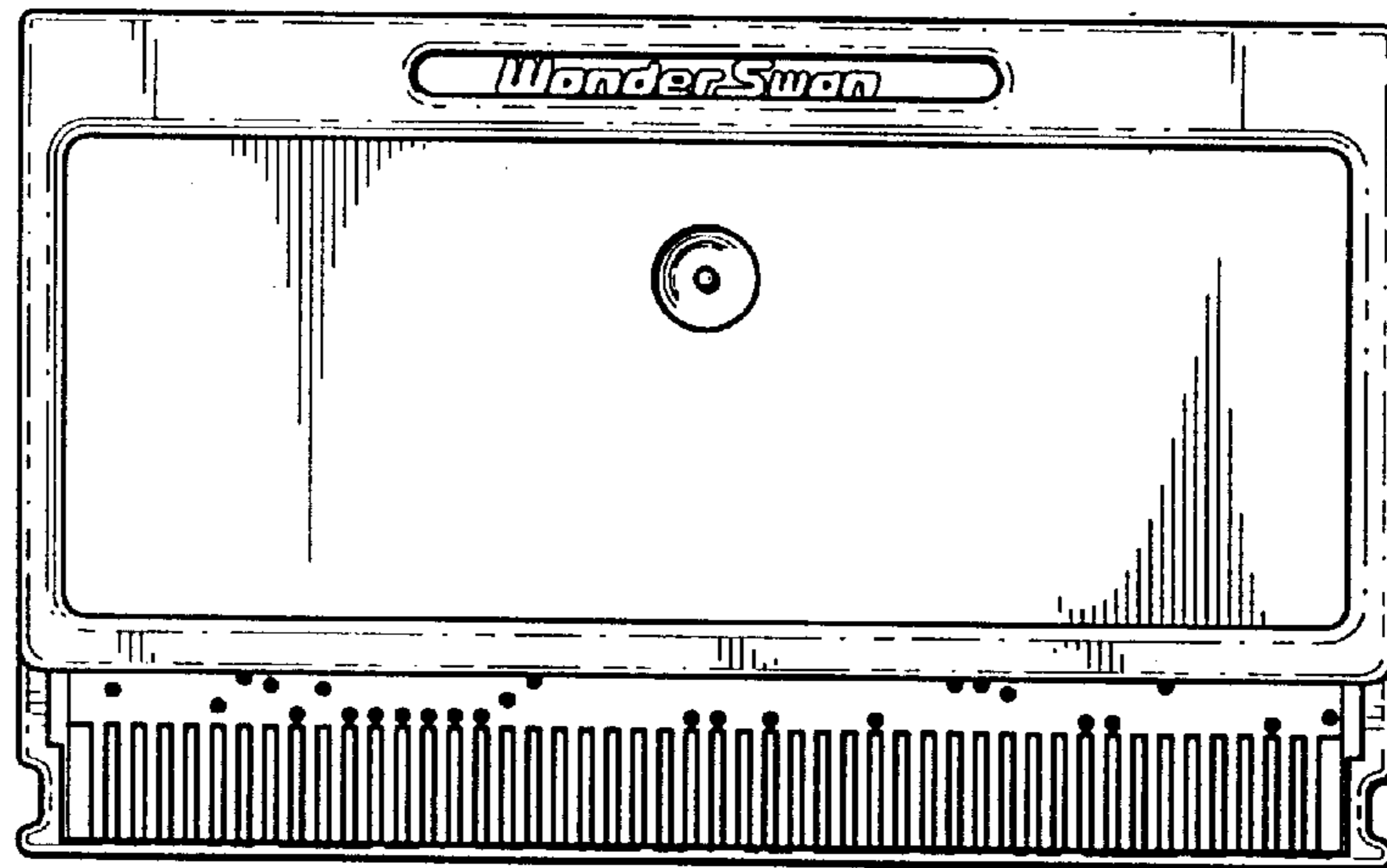


FIG. 2

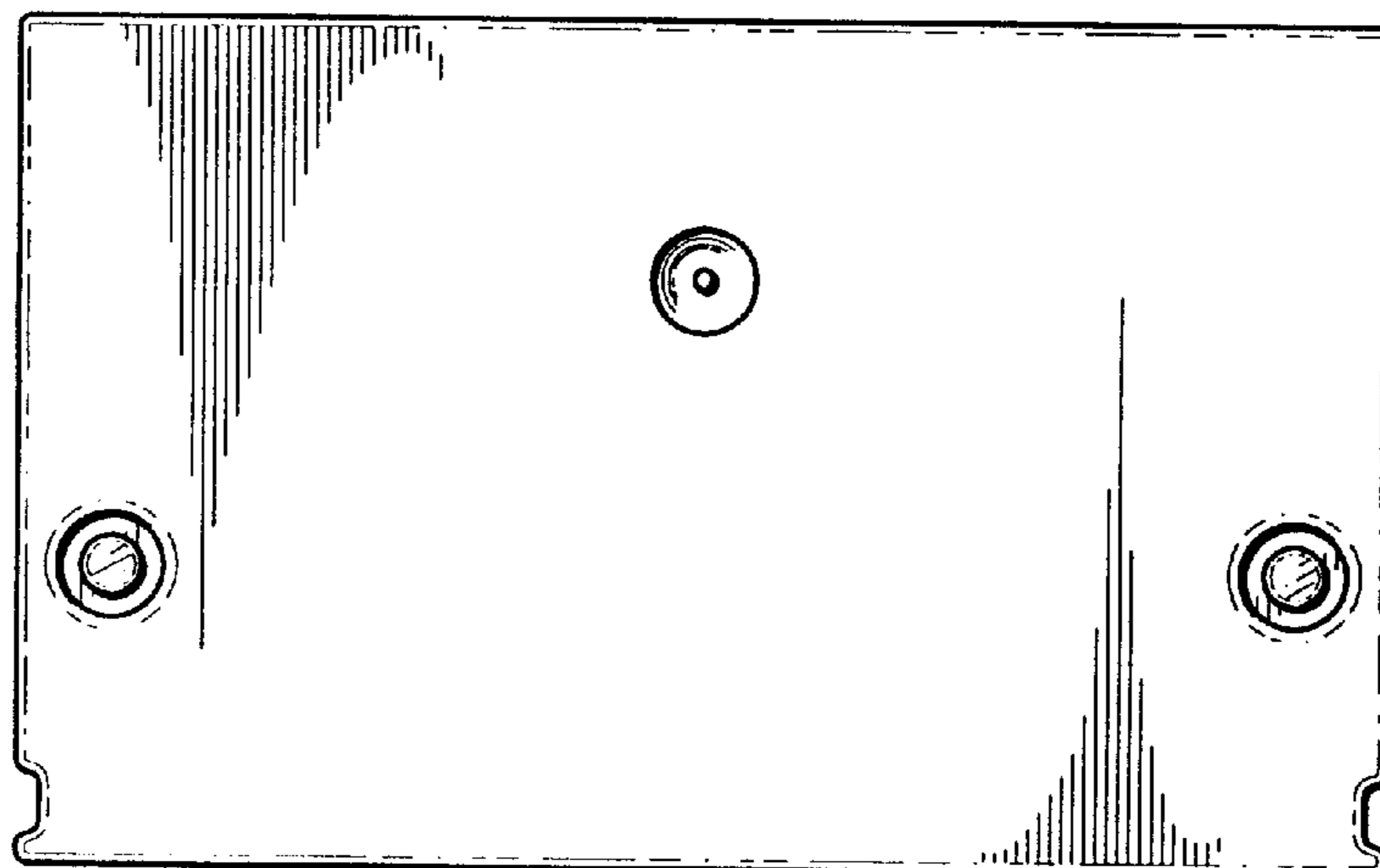


FIG. 3




FIG. 4




FIG. 5



FIG. 6



FIG. 7

