



US00D448420B1

(12) **United States Design Patent**  
**O'Brien et al.**

(10) **Patent No.: US D448,420 S**

(45) **Date of Patent: \*\* Sep. 25, 2001**

(54) **SERVICE STATION SIGNPOST**

(75) Inventors: **Michael J. O'Brien**, Naperville, IL  
(US); **Courtney Doree Reeser**, Ross,  
CA (US)

(73) Assignee: **BP p.l.c.** (GB)

(\*\*) Term: **14 Years**

(21) Appl. No.: **29/126,789**

(22) Filed: **Jul. 24, 2000**

(51) **LOC (7) Cl.** ..... **19-08**

(52) **U.S. Cl.** ..... **D20/10**

(58) **Field of Search** ..... D20/10, 40, 41,  
D20/39; 40/538, 540, 541, 542, 543, 544,  
545, 600, 607, 608, 618, 624

(56) **References Cited**

**U.S. PATENT DOCUMENTS**

- D. 407,117 \* 3/1999 Quatrini ..... D20/10
- D. 410,697 \* 6/1999 Smart ..... D20/10
- D. 437,356 \* 2/2001 Mayet ..... D20/39

**OTHER PUBLICATIONS**

- Photograph of front view of Shell sign of Royal Dutch Oil Company taken in FIG. 2001.
- Photograph of perspective view of Jet sign of Conoco taken in Feb. 2001.
- Photograph of front view of Jet sign of Conoco taken in Feb. 2001.

- Existing Amoco Station, Landor, Nov. 18, 1999.
- BP Oil Europe Mobile Network Reimaging Level of Treatment, M1/1R, Dec. 1996.
- BP Oil Europe Mobil Network Reimaging Level Of Treatment, M5, Dec. 1996.
- BP Oil Retail Visual Standards, Level 1, revised 1998.
- BP Oil Retail Visual Standards, Level 2, revised 1998.
- BP Oil Retail Visual Standards, Level 4, revised 1998.

\* cited by examiner

*Primary Examiner*—Marcus A. Jackson

(74) *Attorney, Agent, or Firm*—Ekkehard Schoettle;  
Thomas W. Tolpin

(57) **CLAIM**

The ornamental design for a service station signpost, as shown.

**DESCRIPTION**

- FIG. 1 is a perspective view of a service station signpost in accordance with the present design;
- FIG. 2 is a front elevational view of the service station signpost of FIG. 1;
- FIG. 3 is a left side elevational view of the service station signpost of FIG. 1;
- FIG. 4 is a right side elevational view of the service station signpost of FIG. 1;
- FIG. 5 is a top plan view of the service station signpost of FIG. 1; and,
- FIG. 6 is a bottom plan view of the service station signpost of FIG. 1.

**1 Claim, 2 Drawing Sheets**

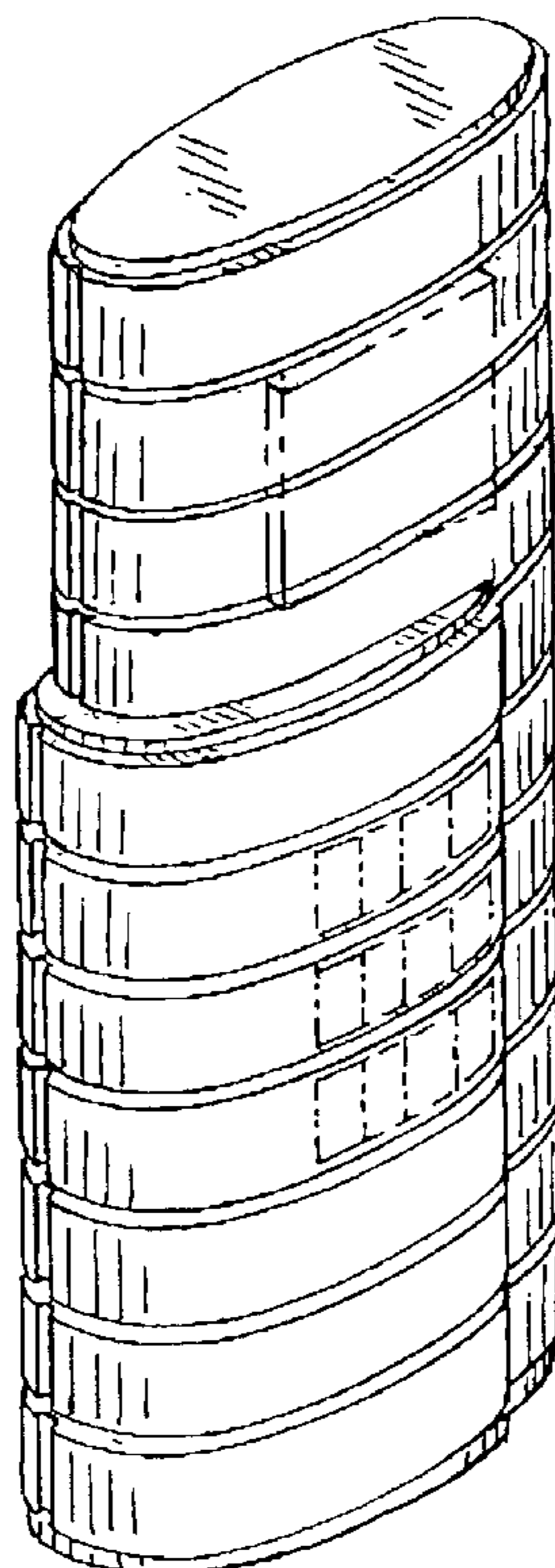


FIG. 1

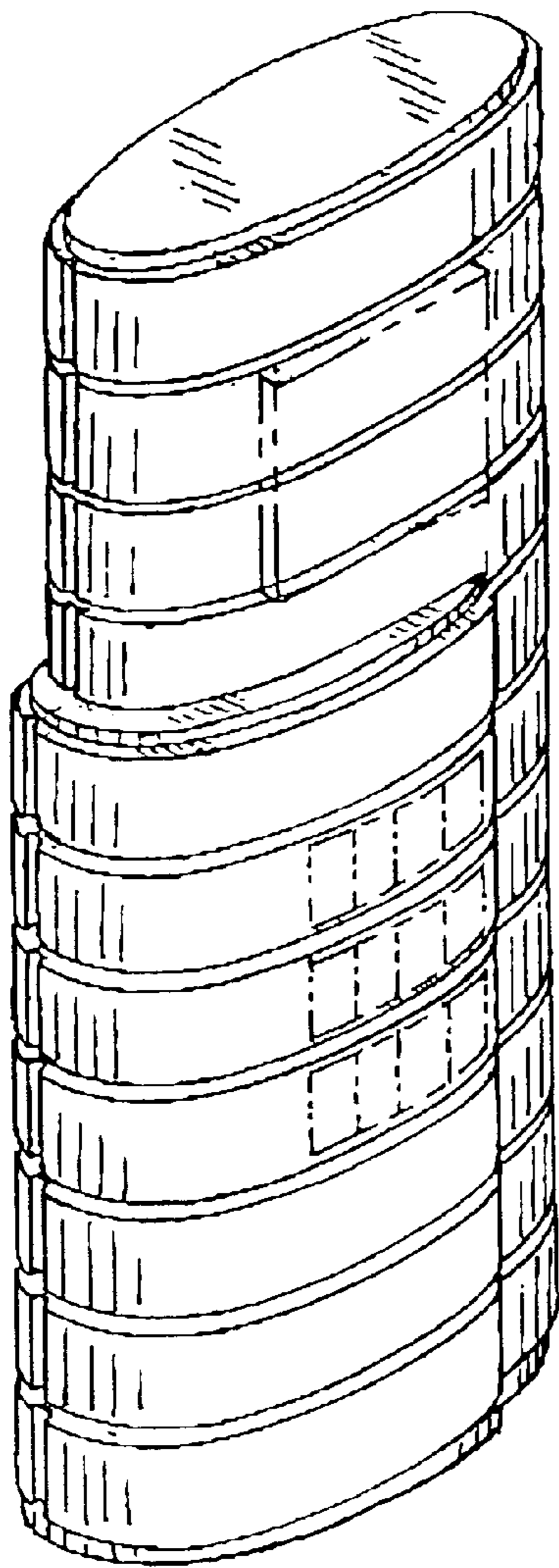


FIG. 2

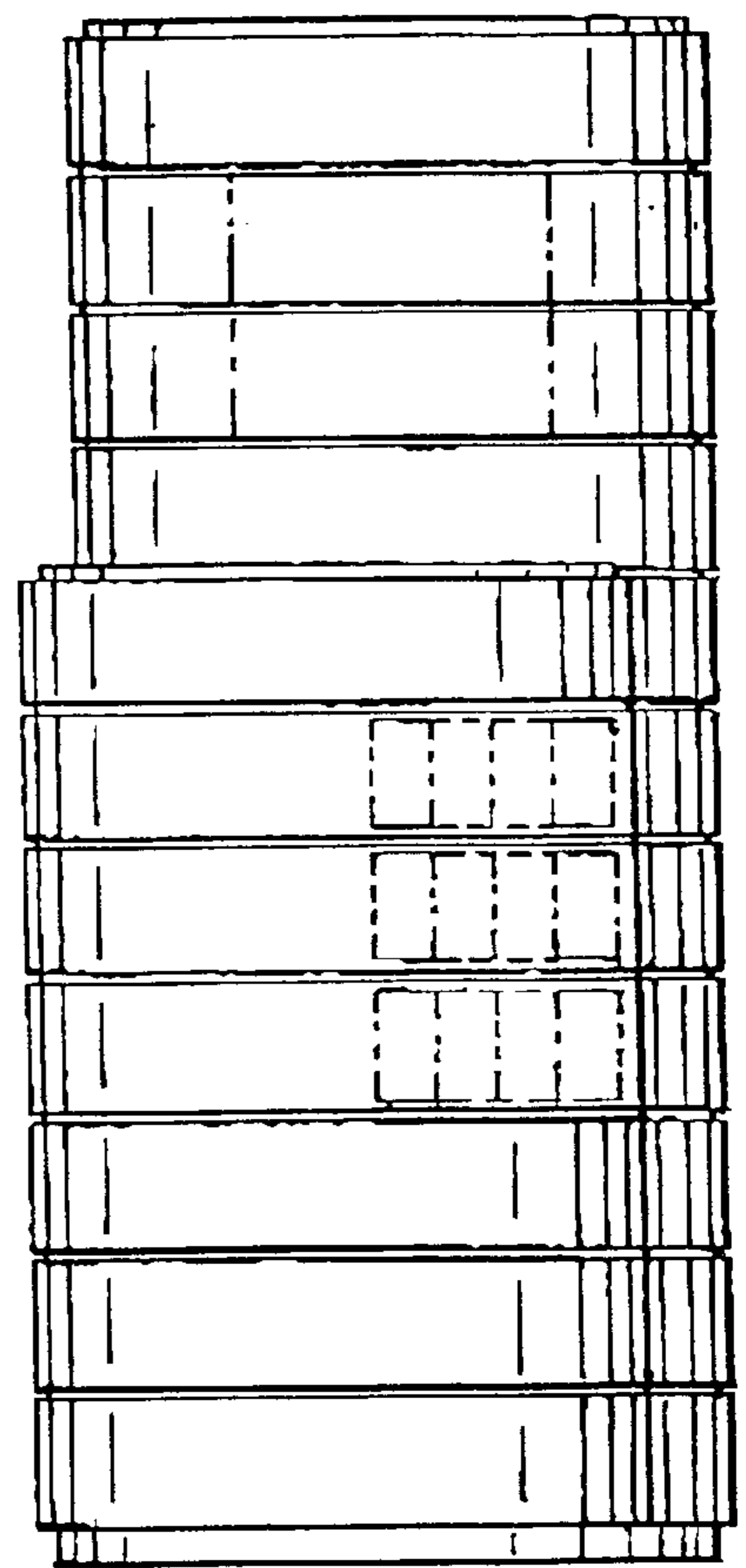


FIG. 5

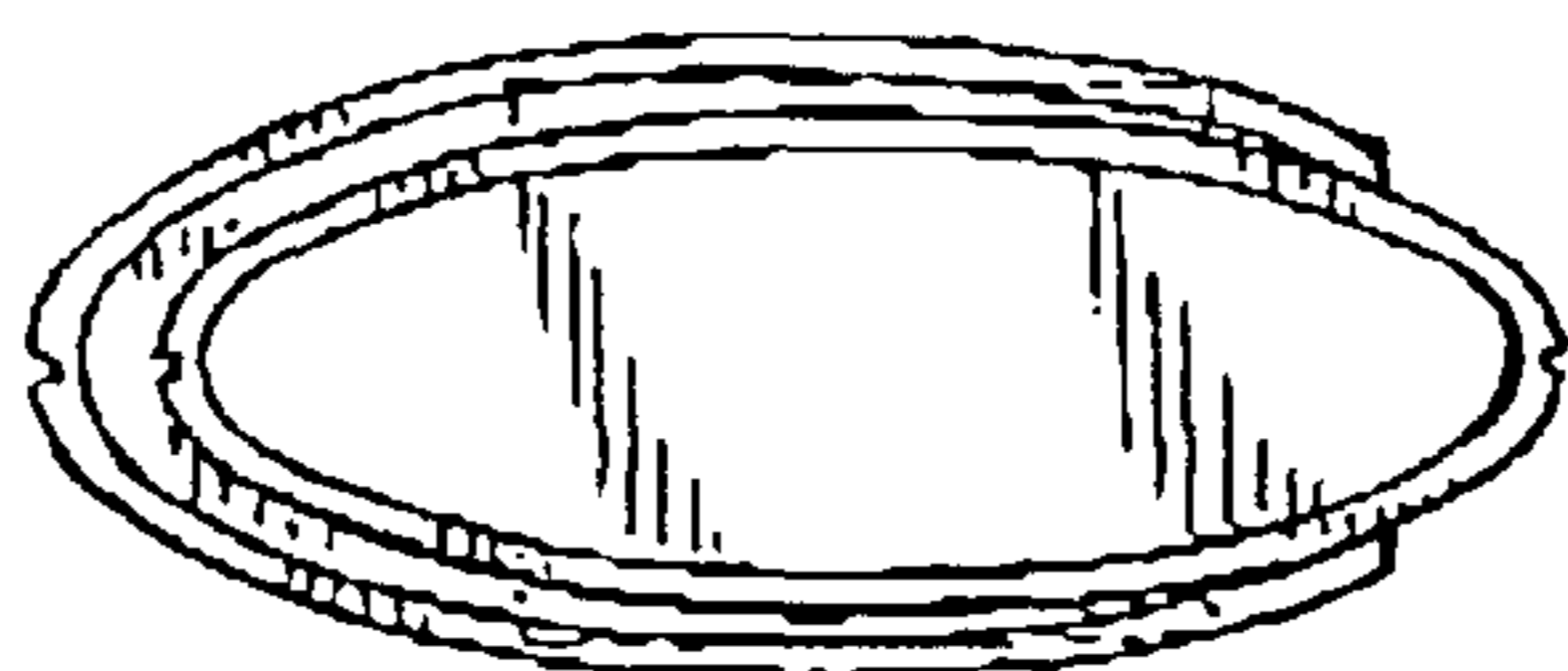


FIG. 3




FIG. 4




FIG. 6

