



US00D448406B1

(12) **United States Design Patent**  
**Lariviere, Jr. et al.**

(10) **Patent No.:** **US D448,406 S**  
(45) **Date of Patent:** **\*\* Sep. 25, 2001**

(54) **SQUARE CUTTING TEMPLATE**  
(76) Inventors: **Richard L. Lariviere, Jr.; D. Marie Lariviere**, both of 17 Jay's La., Hanover, MA (US) 02339  
(\*\*) Term: **14 Years**

4,230,164 10/1980 Mericle .  
4,490,916 \* 1/1985 Blum ..... 33/565  
4,586,714 5/1986 Lenkoff .  
5,105,551 \* 4/1992 McCutchen et al. .... 33/563  
5,511,316 4/1996 Fischer .  
5,577,328 \* 11/1996 Kerry, Sr. .... 33/563  
5,865,928 2/1999 Lariviere, Jr. .

(21) Appl. No.: **29/139,756**  
(22) Filed: **Apr. 4, 2001**

**Related U.S. Application Data**

(62) Division of application No. 09/256,866, filed on Feb. 24, 1999.  
(51) **LOC (7) Cl.** ..... **19-06**  
(52) **U.S. Cl.** ..... **D19/39; D19/40; D10/64**  
(58) **Field of Search** ..... D10/64, 62; D19/35, D19/36, 37, 39, 40, 65; 434/81, 85, 87, 88, 90, 96; 144/363, 372; 33/562, 563, 564, 565, 566, 1 F, 1 LE, 1 AA, 489; 156/256, 62, 63

(56) **References Cited**

**U.S. PATENT DOCUMENTS**

D. 167,043 \* 6/1952 Kintz ..... D10/64  
D. 282,671 \* 2/1986 Papsdorf ..... D19/39  
1,879,624 9/1932 Lockwood .  
2,334,913 11/1943 Eisenberg .  
2,586,039 2/1952 Heggedal .  
3,364,598 1/1968 Cook .  
3,574,017 4/1971 Kass .  
3,766,654 \* 10/1973 Canton ..... 33/565

**OTHER PUBLICATIONS**

Visual Systems Company Inc., 1986/67 Catalog, see circled template, p. 174.\*  
Visual Systems Company Inc., 1986/87 Catalog, see circled template, p. 179.\*

\* cited by examiner

*Primary Examiner*—Martie K. Holtje  
(74) *Attorney, Agent, or Firm*—Morriss, Bateman, O'Bryant & Compagni

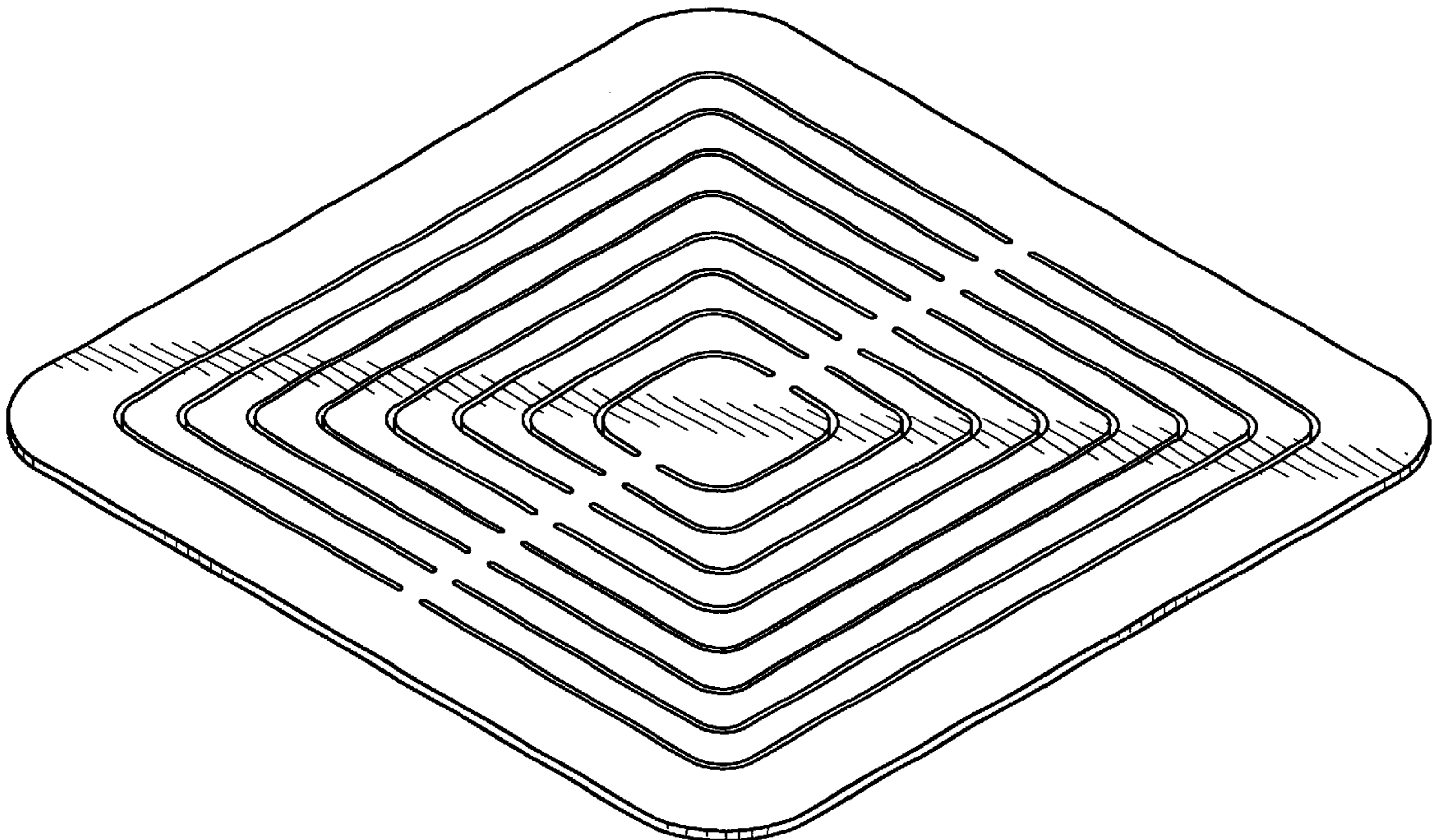
(57) **CLAIM**

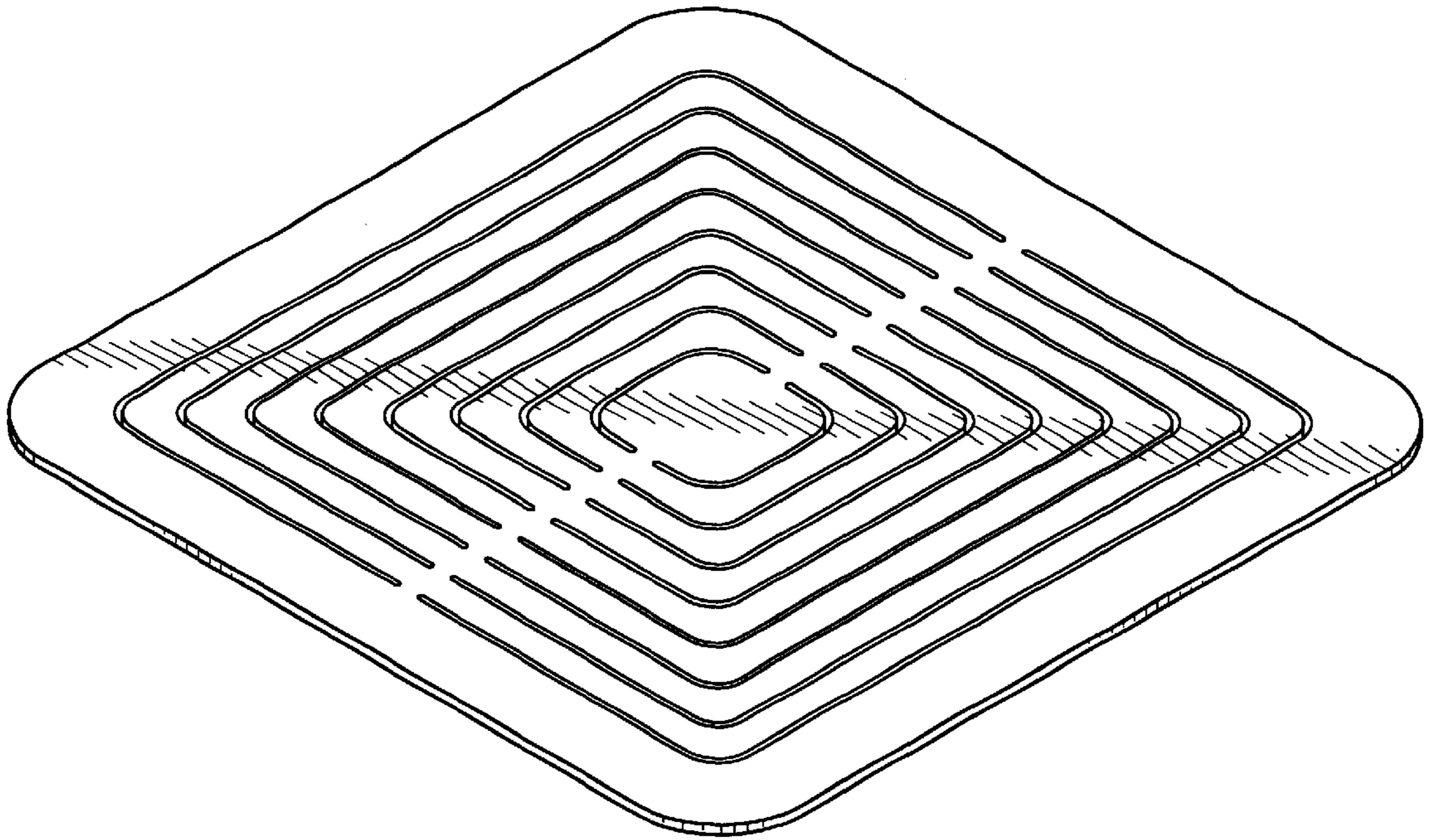
The ornamental design for a square cutting template, as shown and described.

**DESCRIPTION**

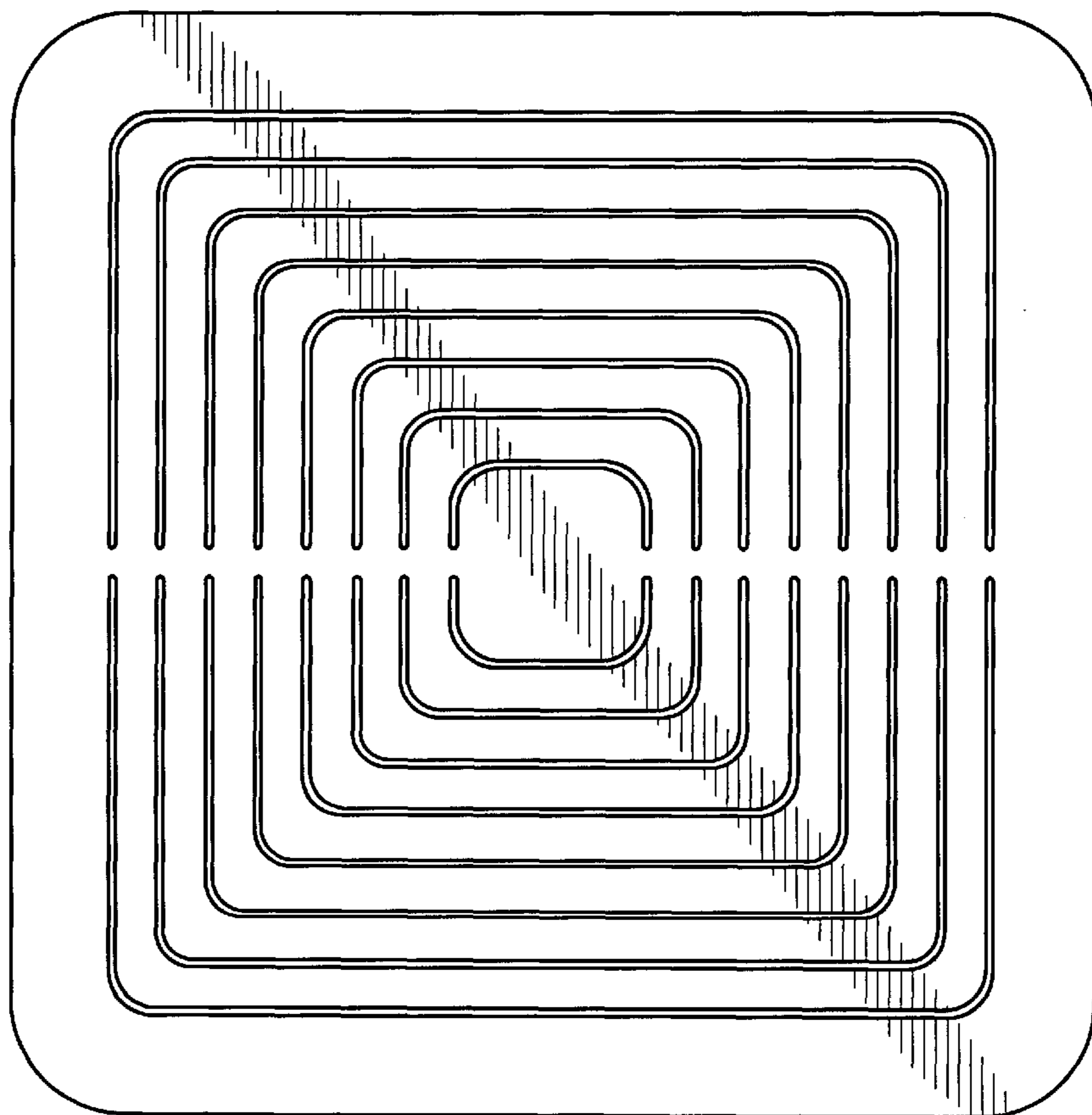
FIG. 1 is a perspective view of the square cutting template; FIG. 2 is a front view of the square cutting template; FIG. 3 is a rear view of the square cutting template; FIG. 4 is a top side view of the square cutting template; FIG. 5 is a bottom side view of the square cutting template; FIG. 6 is a left side view of the square cutting template; and, FIG. 7 is a right side view of the square cutting template.

**1 Claim, 2 Drawing Sheets**






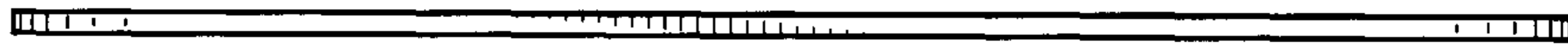
**Fig. 1**



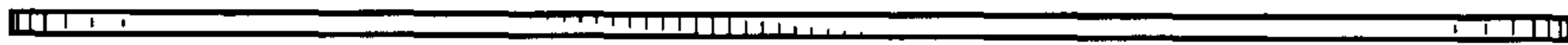
**Fig. 2**




**Fig. 3**



**Fig. 4**



**Fig. 5**



**Fig. 6**



**Fig. 7**