



US00D448387B1

(12) **United States Design Patent**  
**Betancourt**

(10) **Patent No.:** **US D448,387 S**

(45) **Date of Patent:** **\*\* Sep. 25, 2001**

(54) **EXTENSION PLATFORM ATTACHABLE TO  
A COMPUTER KEYBOARD PLATFORM**

D. 427,165 \* 6/2000 Knoblauch ..... D14/457  
D. 439,910 \* 4/2001 Tonizzo et al. .... D14/457

(75) **Inventor:** **Javier E. Betancourt**, Mountain View,  
CA (US)

\* cited by examiner

*Primary Examiner*—Kay H. Chin

(73) **Assignee:** **Computer Furniture Company, INC.**,  
San Carlos, CA (US)

(74) *Attorney, Agent, or Firm*—David E Newhouse, Esq

(\*\*) **Term:** **14 Years**

(57) **CLAIM**

The ornamental design for an extension platform attachable  
to a computer keyboard platform, as shown and described.

(21) **Appl. No.:** **29/133,266**

**DESCRIPTION**

(22) **Filed:** **Nov. 28, 2000**

(51) **LOC (7) Cl.** ..... **14-02**

(52) **U.S. Cl.** ..... **D14/457**

(58) **Field of Search** ..... D14/455–458,  
D14/460, 461; D18/12; 248/118, 118.1,  
118.3, 118.5, 346.01, 917–924; 400/689–693;  
D19/86, 92, 95


FIG. 1 is a top plan view of an extension platform attachable  
to a computer keyboard platform showing my new design;  
FIG. 2 is a left side elevational view thereof;  
FIG. 3 is a front elevational view thereof;  
FIG. 4 is a rear elevational view thereof;  
FIG. 5 is a right side elevational view thereof;  
FIG. 6 is a bottom plan view thereof;  
FIG. 7 is a top front perspective view thereof; and,  
FIG. 8 is a top rear perspective view thereof.

(56) **References Cited**

**U.S. PATENT DOCUMENTS**

D. 410,453 \* 6/1999 Timm ..... D14/457

**1 Claim, 3 Drawing Sheets**








Fig. 2




Fig. 1



Fig. 3





Fig. 4



Fig. 5




Fig. 6





Fig. 7



Fig. 8