



US00D448382B1

(12) **United States Design Patent**
Khovaylo et al.

(10) **Patent No.:** **US D448,382 S**

(45) **Date of Patent:** **** Sep. 25, 2001**

(54) **OPTICAL SCANNER COVER**

(75) Inventors: **Modest Khovaylo**, Fort Collins, CO
(US); **Davin Stowell**, New York; **Scott Henderson**, Brooklyn, both of NY (US)

(73) Assignee: **Hewlett Packard Company**, Palo Alto, CA (US)

(**) Term: **14 Years**

(21) Appl. No.: **29/115,793**

(22) Filed: **Dec. 17, 1999**

Related U.S. Application Data

(62) Division of application No. 29/092,525, filed on Aug. 20, 1998, now abandoned.

(51) **LOC (7) Cl.** **14-02**

(52) **U.S. Cl.** **D14/425**

(58) **Field of Search** D14/421, 422,
D14/424, 425, 432; D18/36, 37, 39; 250/556;
235/476, 482, 483, 470; 355/64, 65, 75,
81

(56) **References Cited**

U.S. PATENT DOCUMENTS

D. 380,742 * 7/1997 van de Loo D14/425

D. 388,773 * 1/1998 Chang et al. D14/425
D. 389,468 * 1/1998 Chang et al. D14/425
D. 391,930 * 3/1998 Cheng-Yung D14/425
D. 394,047 * 5/1998 Chang et al. D14/425

* cited by examiner

Primary Examiner—Freda Nunn

(57) **CLAIM**

The ornamental design for an optical scanner cover, as shown and described.

DESCRIPTION

FIG. 1 is a top plan view of an optical scanner cover showing our new design;

FIG. 2 is a bottom plan view thereof;

FIG. 3 is a front elevational view thereof;


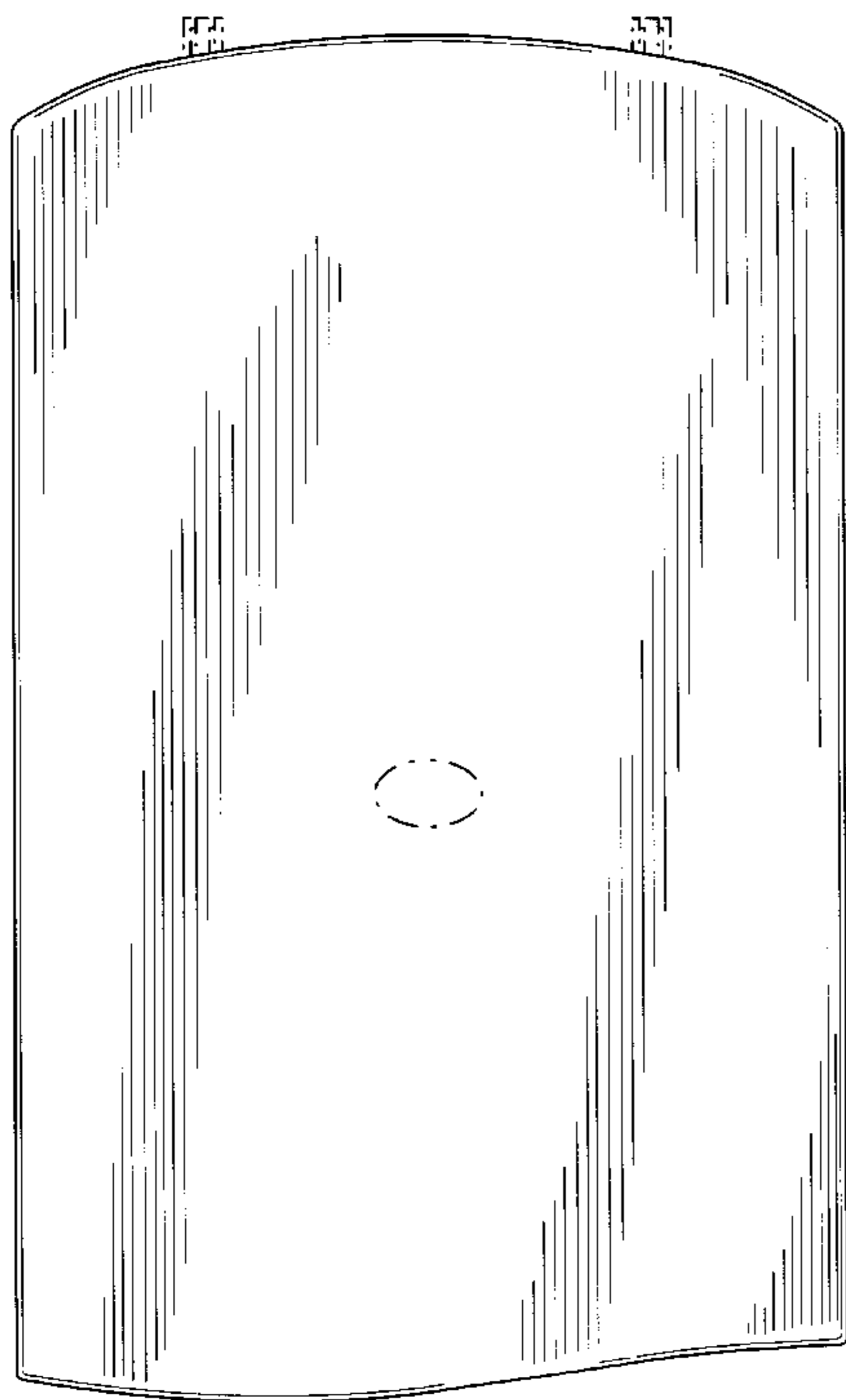
FIG. 4 is a rear elevational view thereof;

FIG. 5 is a right side elevational view thereof; and,

FIG. 6 is a left side elevational view thereof.

The broken lines are shown in the views for illustrative purposes only and form no part of the claimed design.

1 Claim, 3 Drawing Sheets






FIG. 1

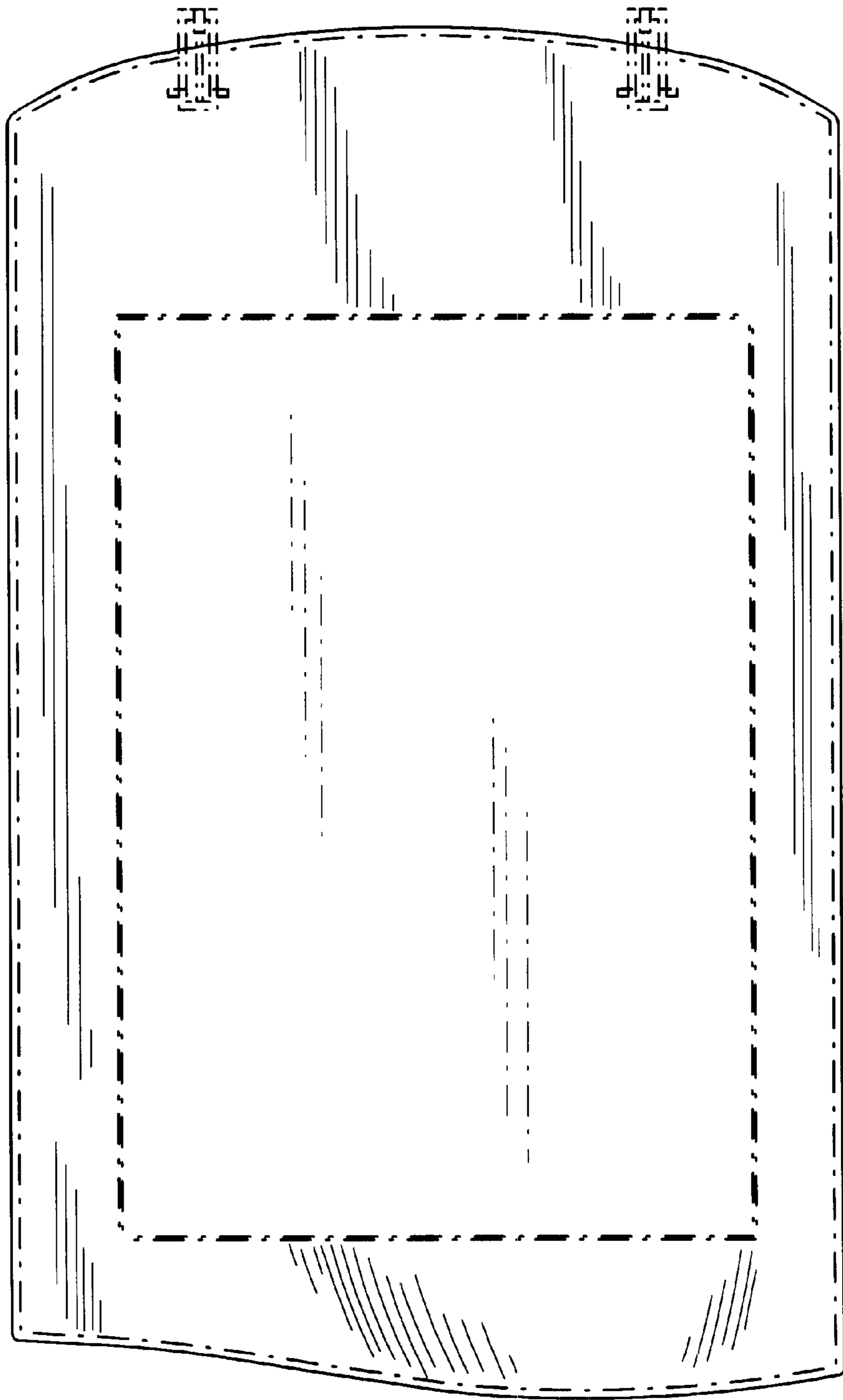


FIG. 2




FIG. 3

FIG. 4




FIG. 5




FIG. 6