



US00D448379B1

(12) **United States Design Patent**
Langella

(10) **Patent No.:** **US D448,379 S**

(45) **Date of Patent:** **** Sep. 25, 2001**

(54) **KEYPAD**

(75) **Inventor:** **Albert G. Langella**, Hartsdale, NY (US)

(73) **Assignee:** **Audio Design Associates, Inc.**, White Plains, NY (US)

(**) **Term:** **14 Years**

(21) **Appl. No.:** **29/129,056**

(22) **Filed:** **Sep. 1, 2000**

(51) **LOC (7) Cl.** **14-02**

(52) **U.S. Cl.** **D14/399**

(58) **Field of Search** D14/390-392, D14/399, 247; D19/60; D18/1, 2, 7; 178/17 A, 17 C; 200/5 A, 5 R, 6 A, 6 R; 235/145 A, 145 R; 345/168; 341/22, 23; 400/484-486, 488, 489, 492

D. 347,835	*	6/1994	Zarnowitz	D14/399
D. 348,452		7/1994	Riley et al.	D14/399
D. 348,454		7/1994	Weybright	D14/399
D. 368,478		4/1996	Bernstein et al.	D14/247
D. 370,498	*	6/1996	Kelly	D19/60
D. 370,899		6/1996	Yu	D14/456
D. 373,998		9/1996	Tutt et al.	D13/168
D. 374,628		10/1996	Gregorian-Michaelsen et al.	D10/50
D. 382,262		8/1997	Tien	D14/456
5,598,523		1/1997	Fujita	395/352
5,848,152		12/1998	Slipy et al.	379/433

* cited by examiner

Primary Examiner—Freda Nunn

(74) *Attorney, Agent, or Firm*—Sonnenschein Nath & Rosenthal

(57) **CLAIM**

I claim the ornamental design for a keypad, as shown and described.

(56) **References Cited**

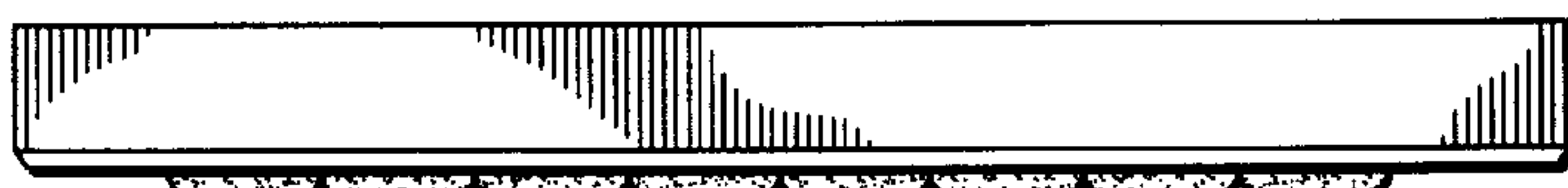
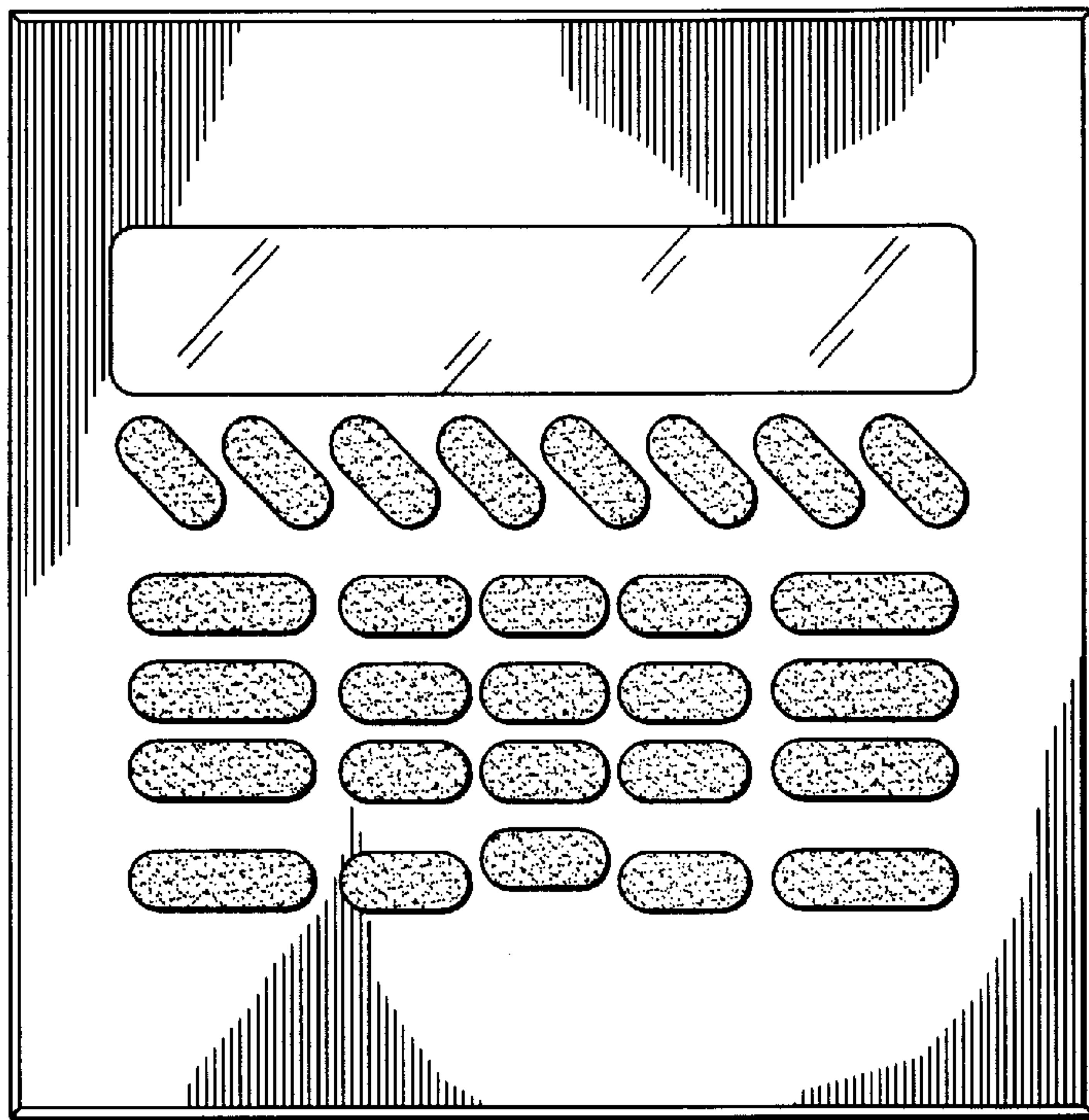
U.S. PATENT DOCUMENTS

D. 286,047	*	10/1986	Roots et al.	D14/399
D. 308,855	*	6/1990	Schaum	D14/399
D. 315,896		4/1991	Brown	D14/399
D. 327,881	*	7/1992	McFarlane	D14/399
D. 329,848	*	9/1992	Mizusugi et al.	D14/399
D. 336,640		6/1993	Ward	D14/456

DESCRIPTION

FIG. 1 is frontal view of a keypad showing my new design; FIG. 2 is a left side view thereof; FIG. 3 is a right side view thereof; FIG. 4 is a top side view thereof; and, FIG. 5 is a bottom side view thereof.

1 Claim, 1 Drawing Sheet



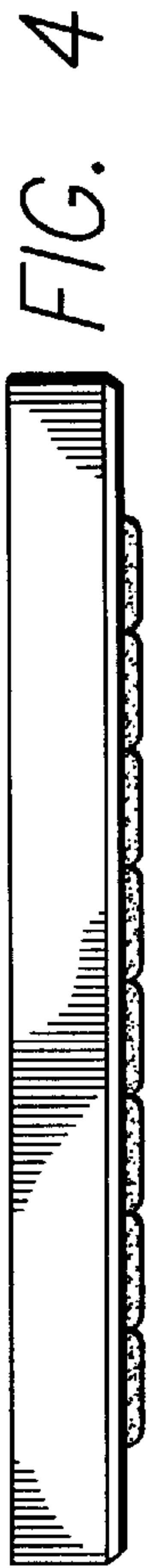


FIG. 1


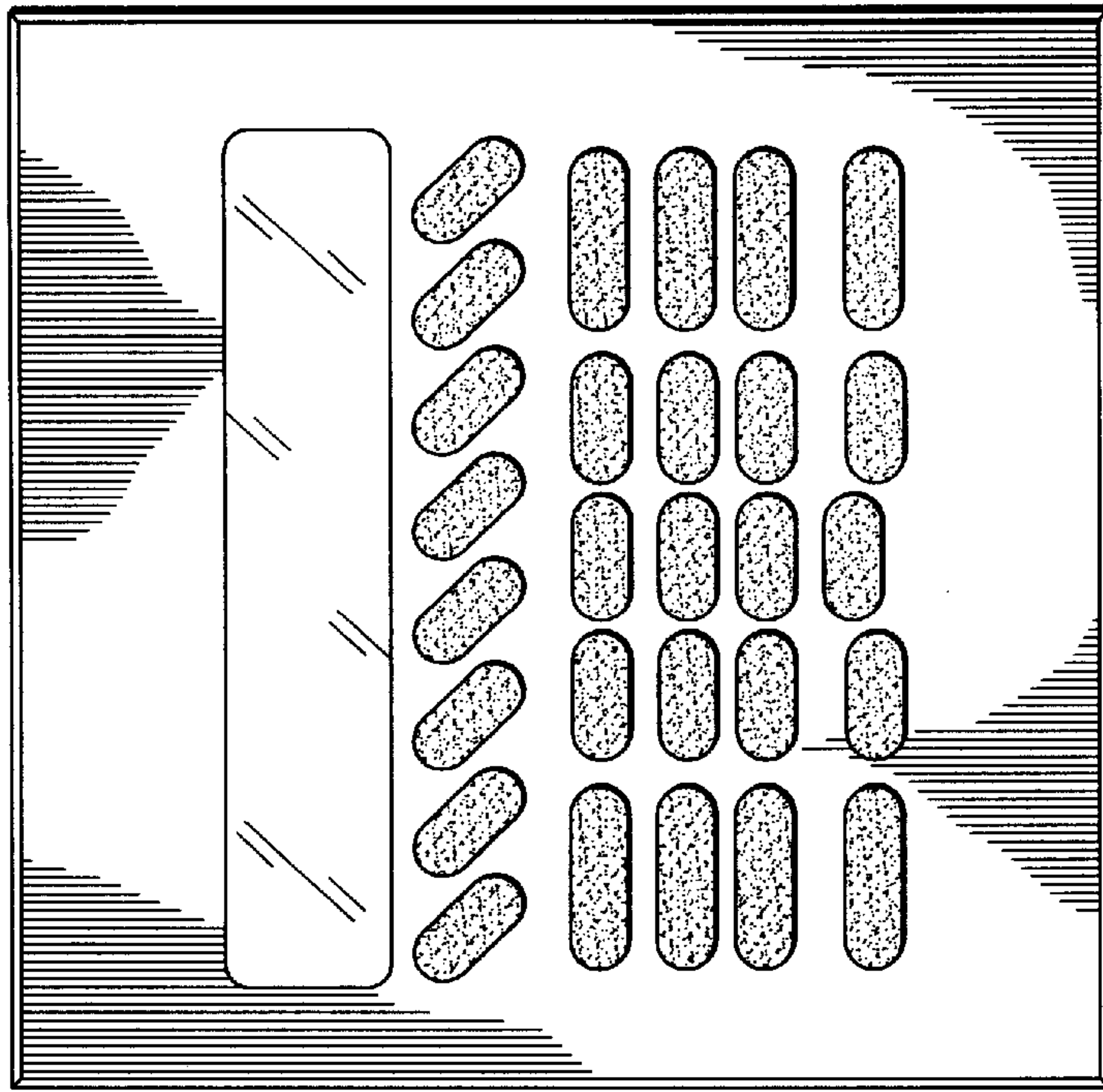


FIG. 3



FIG. 2

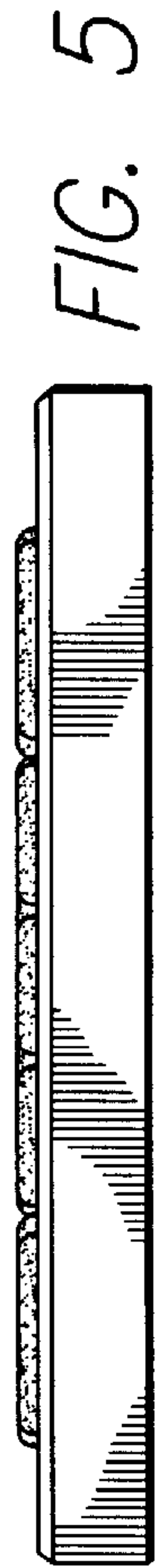


FIG. 5