



US00D448369B1

(12) **United States Design Patent**
Furey et al.

(10) **Patent No.:** **US D448,369 S**

(45) **Date of Patent:** **** Sep. 25, 2001**

(54) **ELECTRONIC DATA PROCESSING
EQUIPMENT CABINET**

(75) Inventors: **Edward F. Furey**, Kingston; **Robert R. Genest**, Poughkeepsie; **Gary F. Goth**, Pleasant Valley; **Jeffrey J. Hare**, Staatsburg, all of NY (US); **Gerard Francis Muenkel**, Raleigh, NC (US); **Matthew A. Nobile**, Poughkeepsie, NY (US)

(73) Assignee: **International Business Machines Corporation**, Armonk, NY (US)

(**) Term: **14 Years**

(21) Appl. No.: **29/134,071**

(22) Filed: **Dec. 13, 2000**

(51) **LOC (7) Cl.** **14-02**

(52) **U.S. Cl.** **D14/310**

(58) **Field of Search** D14/308, 310,
D14/311, 312, 363; D13/162, 184, 199;
D6/432, 436, 445, 448; 312/223.1-223.3;
360/99.12; 361/690-696; 369/34, 36

(56) **References Cited**

U.S. PATENT DOCUMENTS

D. 316,083 4/1991 Abe et al. D14/312
D. 316,850 * 5/1991 Gordon et al. D14/363

D. 319,815 * 9/1991 Maruyama et al. D14/310
D. 328,286 7/1992 Johnson et al. D14/308
D. 342,485 12/1993 Dean et al. D14/311
D. 368,076 3/1996 Kuramitsu et al. D14/310
D. 370,212 * 5/1996 Kuramitsu et al. D14/310
D. 375,943 11/1996 Muenkel D14/350
D. 388,062 * 12/1997 Desiano et al. D14/308
D. 396,031 7/1998 Chiodo et al. D14/308
D. 397,997 9/1998 Cozzolino et al. D14/308
D. 404,725 1/1999 Murphy et al. D14/311
D. 411,182 6/1999 McIntosh et al. D14/312

* cited by examiner

Primary Examiner—Freda Nunn

(74) *Attorney, Agent, or Firm*—Floyd A. Gonzalez

(57) **CLAIM**

We claim the ornamental design for the electronic data processing equipment cabinet, as shown.

DESCRIPTION

FIG. 1 is a front, top and side perspective view of an electronic data processing equipment cabinet showing our new design;

FIG. 2 is a rear, top, and side perspective view thereof;

FIG. 3 is a front elevational view thereof;

FIG. 4 is a rear elevational view thereof;

FIG. 5 is a right side elevational view thereof;

FIG. 6 is a left side elevational view thereof; and,

FIG. 7 is a top plan view thereof.

1 Claim, 7 Drawing Sheets

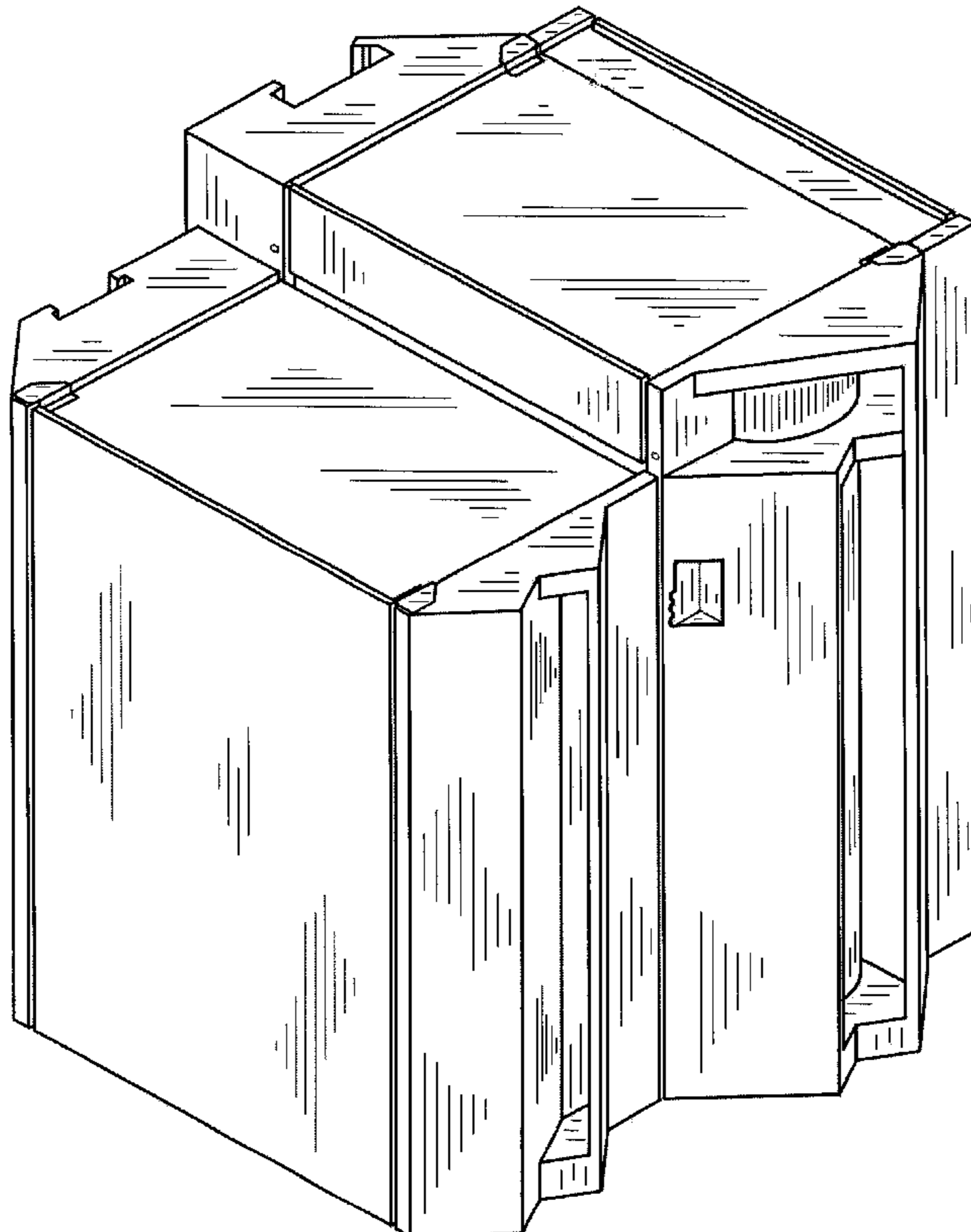


FIG. 1

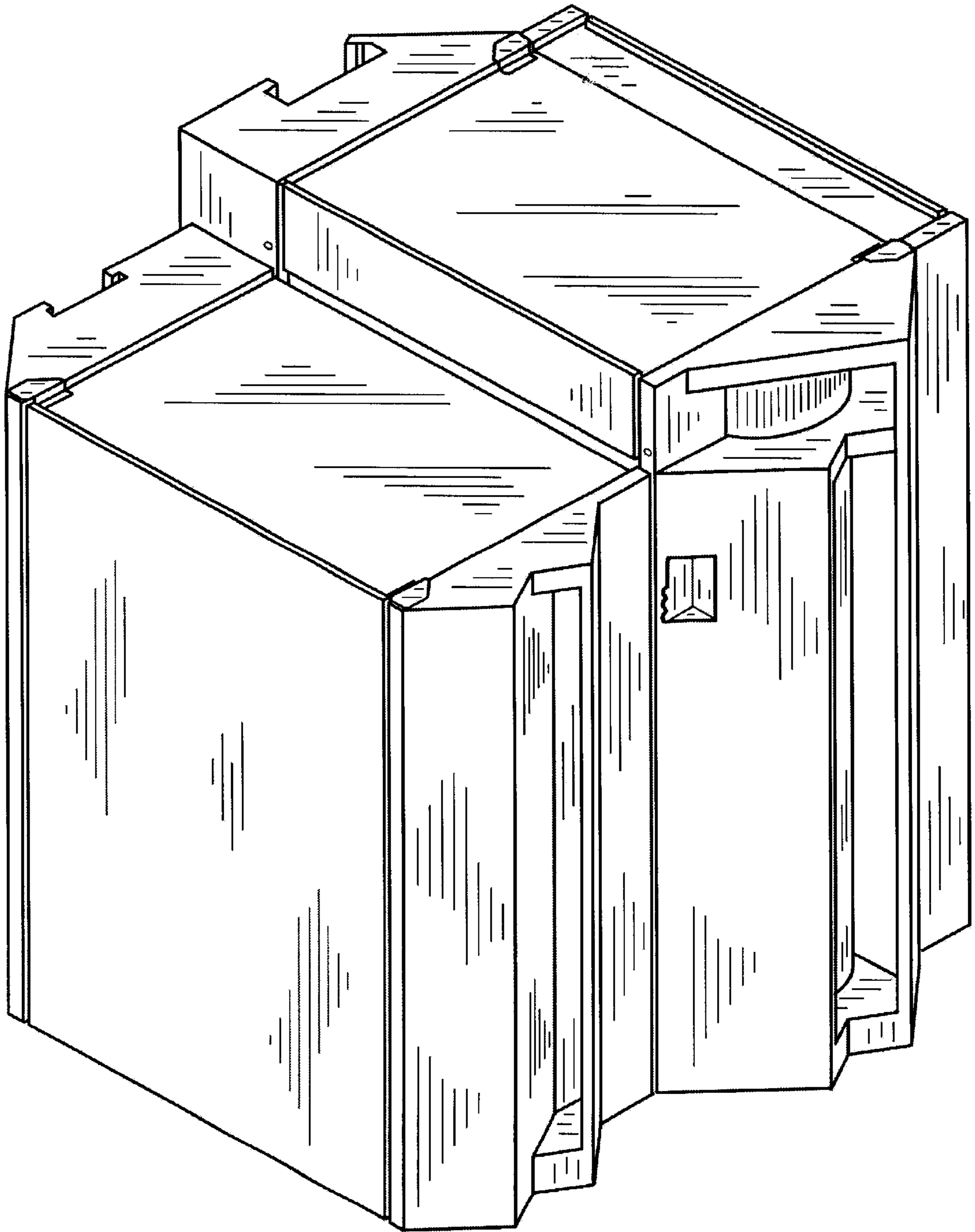


FIG. 2

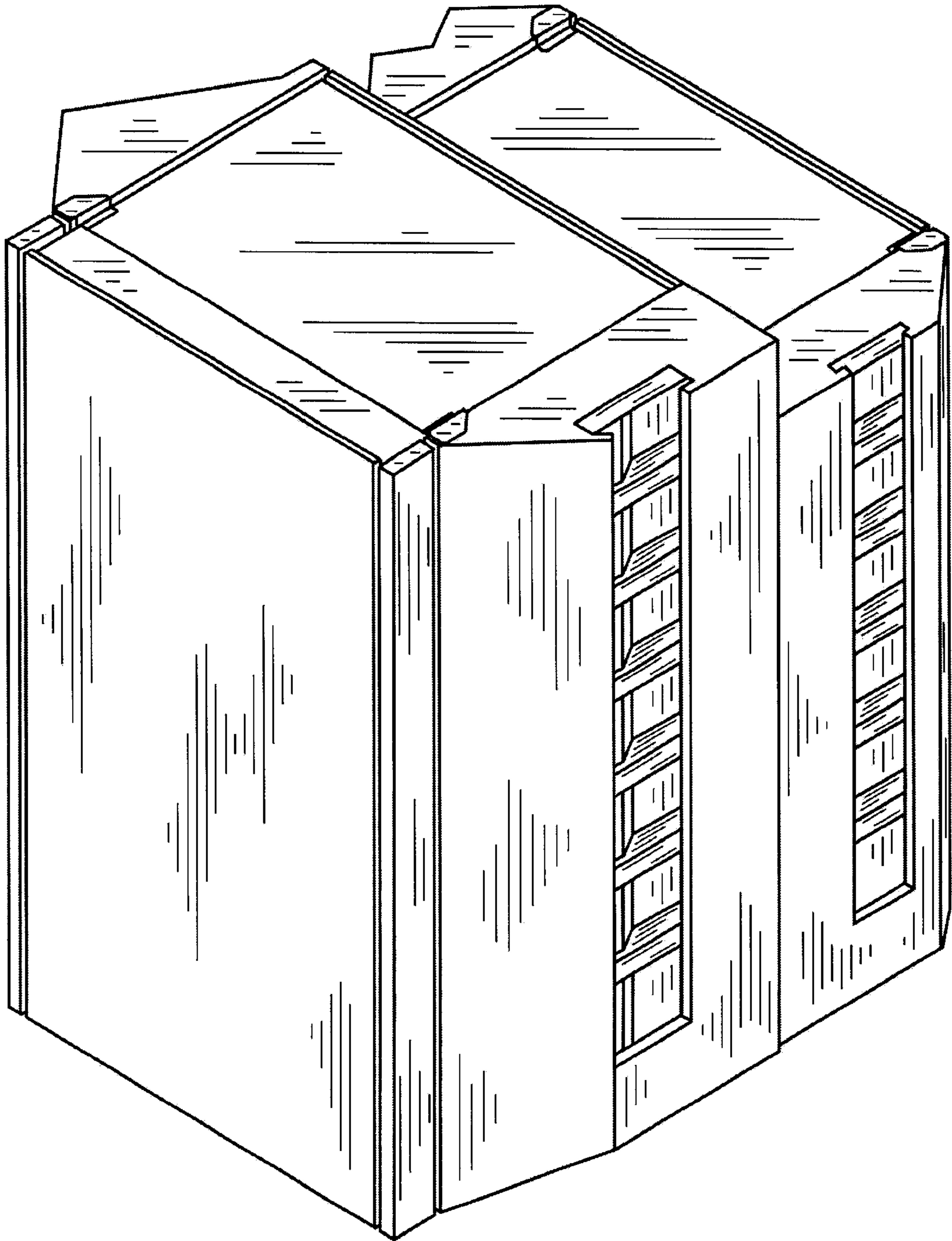


FIG. 3

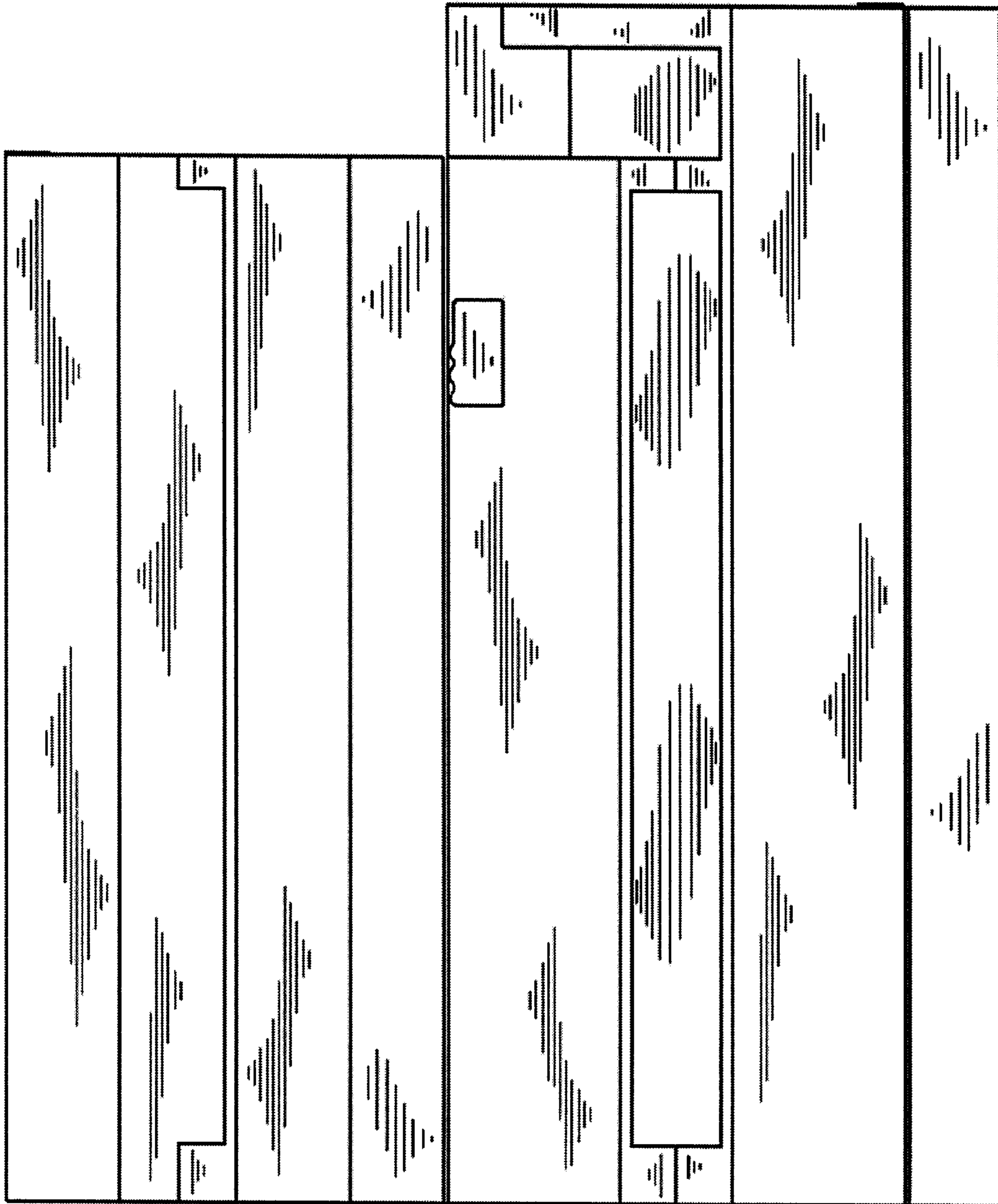


FIG. 4

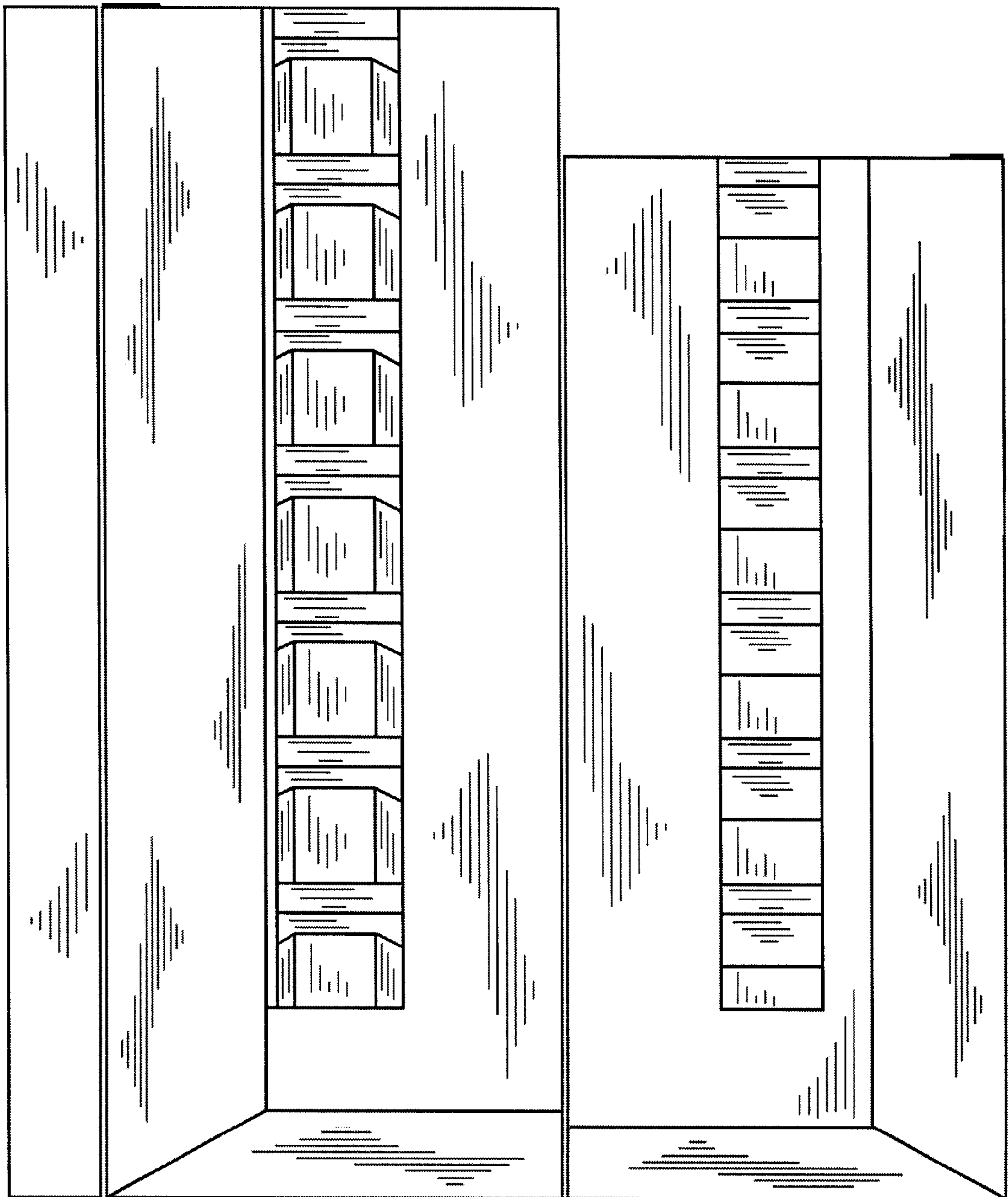


FIG. 5




FIG. 6




FIG. 7

