



US00D448362B1

(12) **United States Design Patent**  
**Weikel et al.**

(10) **Patent No.:** **US D448,362 S**

(45) **Date of Patent:** **\*\* Sep. 25, 2001**

(54) **MICROPHONE**

(75) Inventors: **Raymond K. Weikel**, Camas, WA (US); **Dominic Amae**, Aloha, OR (US); **Donald Mayette**, Vancouver; **Bruce Lancaster**, Camas, both of WA (US); **Philip White**; **Symon Lee**, both of Portland, OR (US)

(73) Assignee: **Labtec Corporation**, Vancouver, WA (US)

(\*\*) Term: **14 Years**

(21) Appl. No.: **29/129,985**

(22) Filed: **Sep. 25, 2000**

(51) **LOC (7) Cl.** ..... **14-01**

(52) **U.S. Cl.** ..... **D14/227**

(58) **Field of Search** ..... D14/206, 223, D14/224, 225-229; 181/158, 242; 381/122, 168, 169

(56) **References Cited**

**U.S. PATENT DOCUMENTS**

- D. 366,045 \* 1/1996 Hirschhorn ..... D14/228
- D. 375,749 \* 11/1996 Chiang ..... D14/227

- D. 395,894 \* 7/1998 Hern et al. .... D14/227
- 3,560,668 \* 2/1971 Warning ..... 181/158 X
- 4,789,044 \* 12/1988 Akino ..... 181/158

\* cited by examiner

*Primary Examiner*—Nanda Bondade  
(74) *Attorney, Agent, or Firm*—Ipsolon LLP.

(57) **CLAIM**

The ornamental design for a microphone, as shown and described.

**DESCRIPTION**

FIG. 1 is a rear and left side isometric view of a microphone showing our new design;  
 FIG. 2 is a front and right side isometric view thereof;  
 FIG. 3 is a top plan view thereof;  
 FIG. 4 is a bottom plan view thereof;  
 FIG. 5 is a rear elevational view thereof;  
 FIG. 6 is a right side elevational view thereof, the left side being a mirror image; and,  
 FIG. 7 is a front elevational view thereof.

The broken line showing of the microphone apertures, switch, cable attachment and base details are for environmental purpose only and form no part of the claimed design.

**1 Claim, 2 Drawing Sheets**

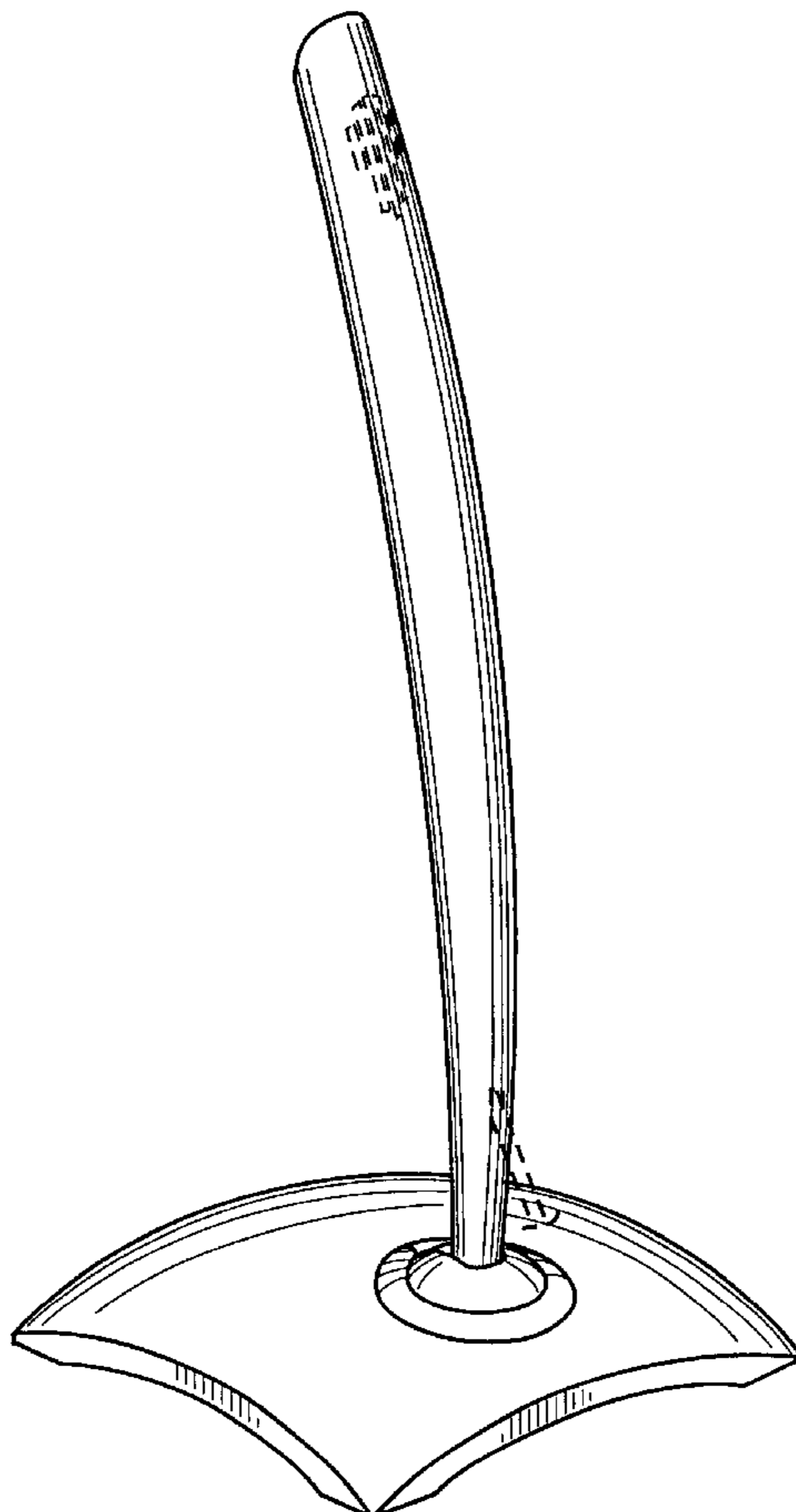


FIG. 1

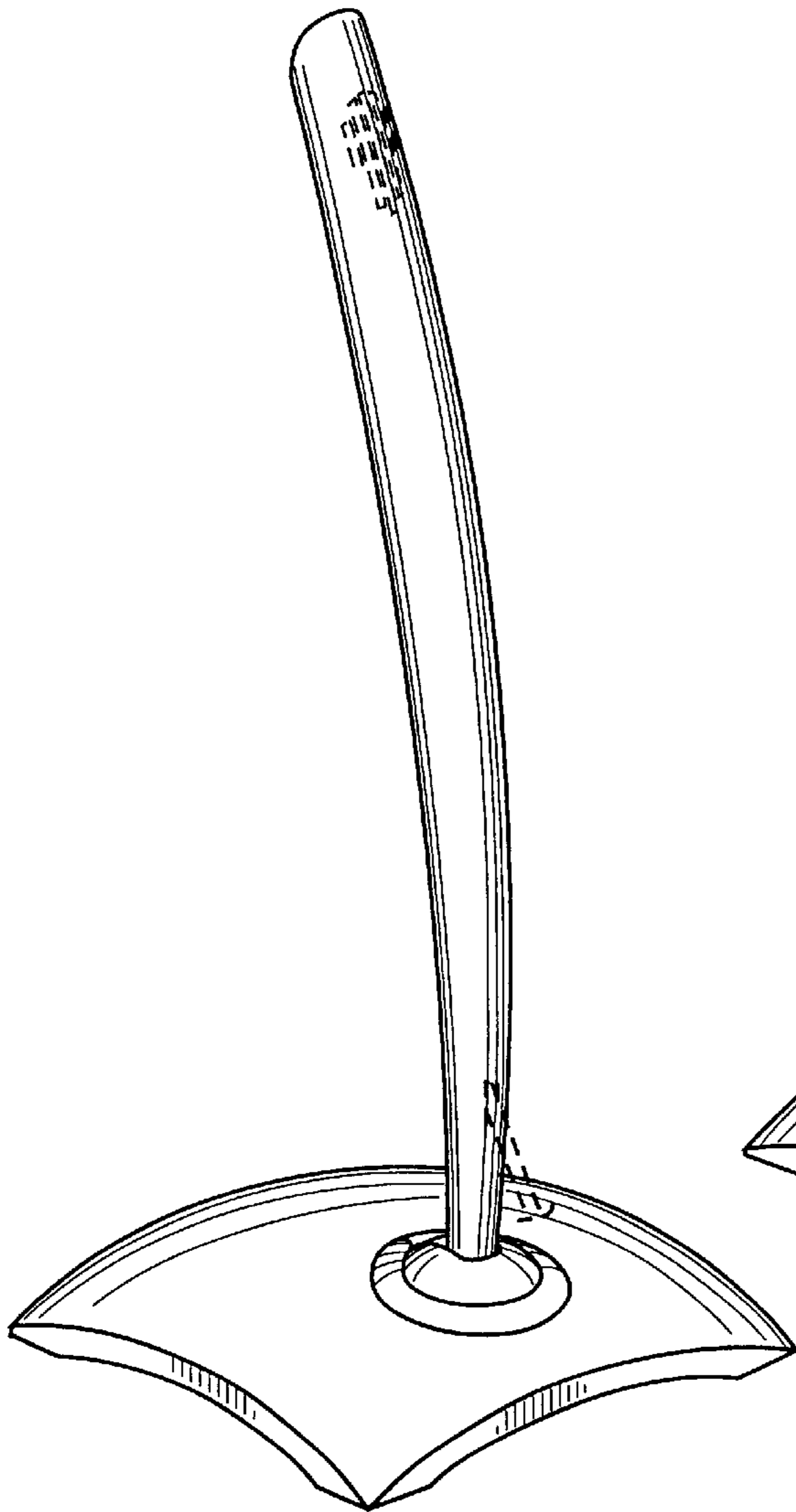


FIG. 2

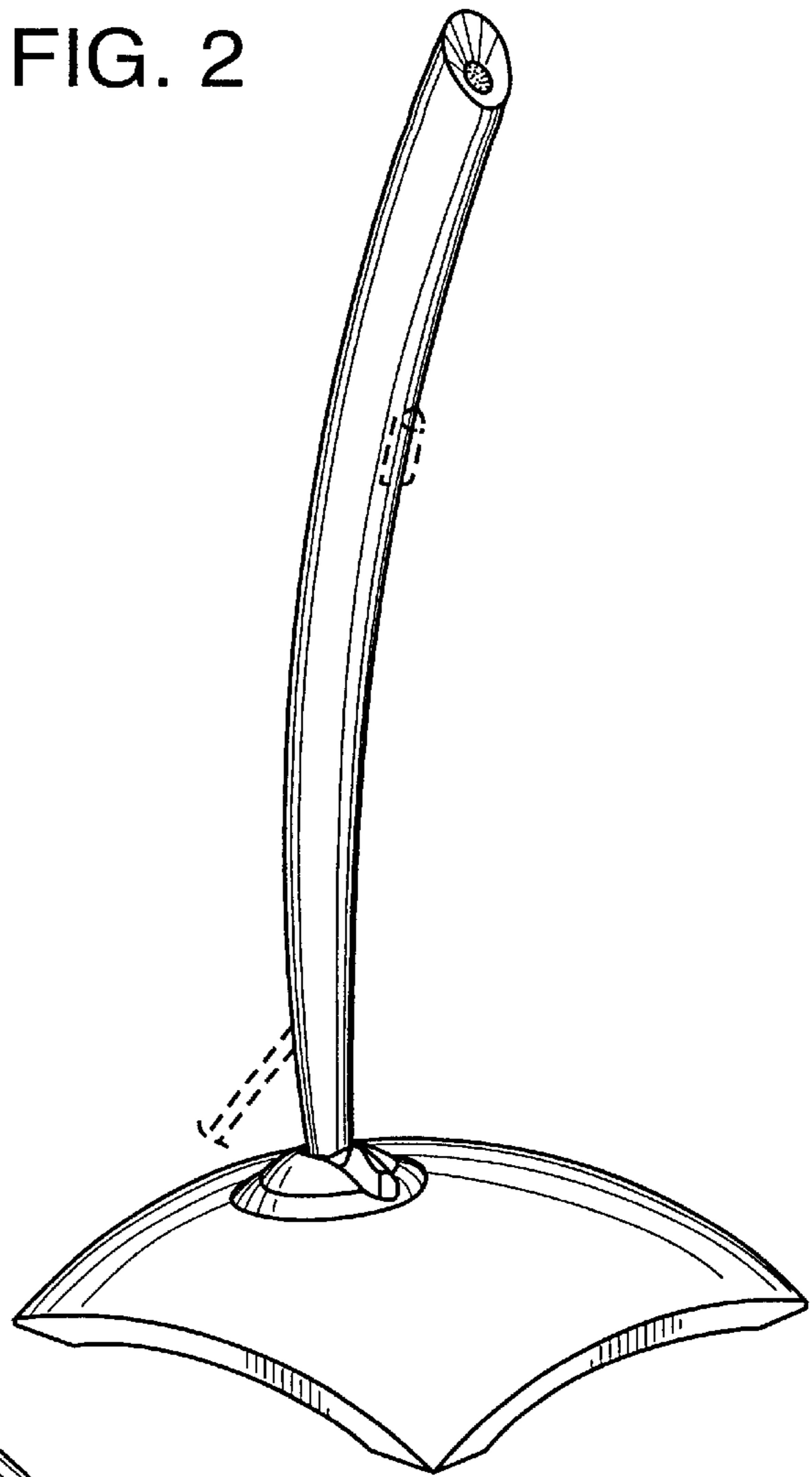


FIG. 3

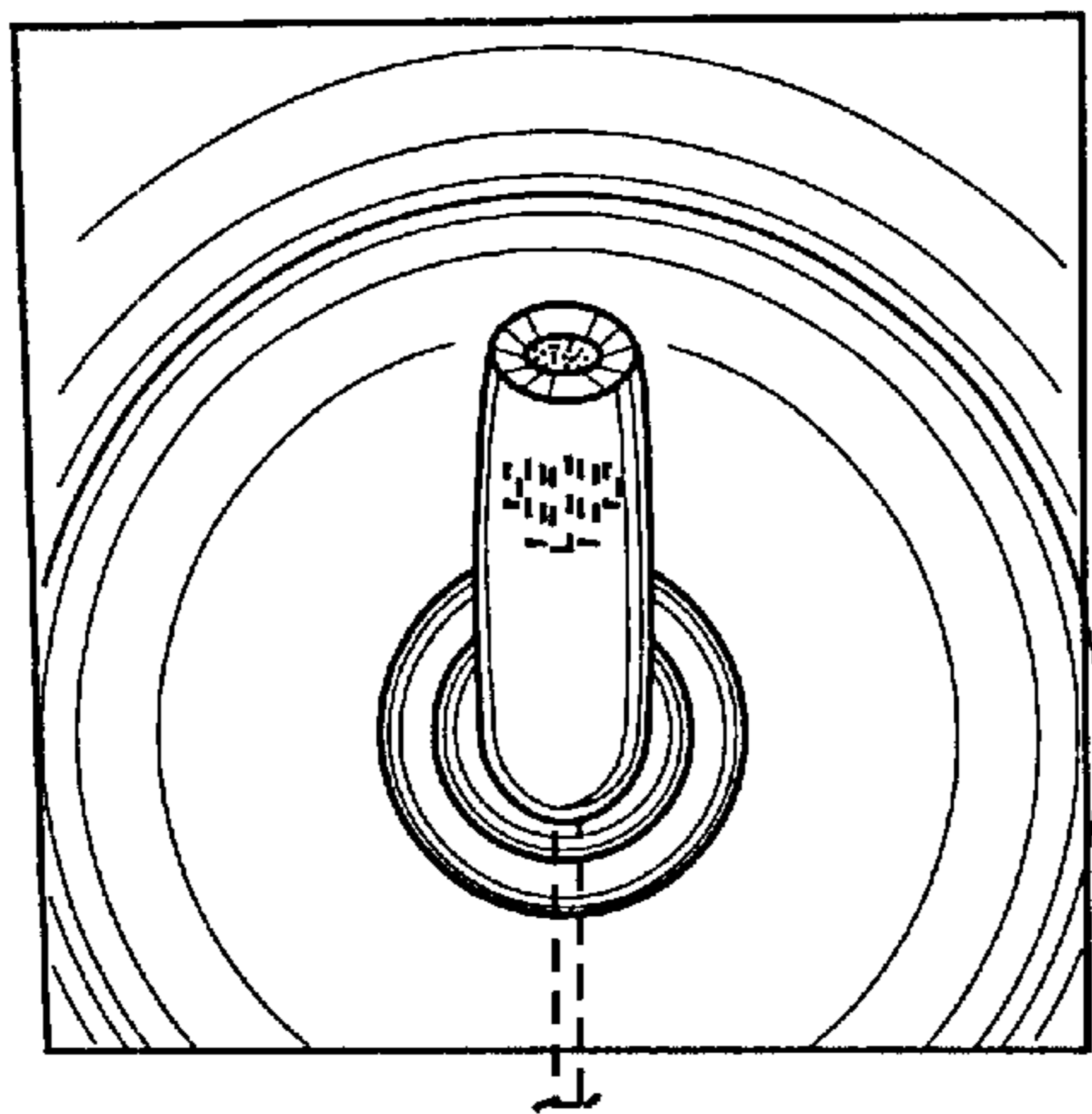


FIG. 4

