



US00D448359B1

(12) **United States Design Patent**
Do et al.

(10) **Patent No.:** **US D448,359 S**

(45) **Date of Patent:** **** Sep. 25, 2001**

(54) **WIRELESS HEADSET**

(75) Inventors: **Cuong D. Do**, Reseda; **Nhut T. Ha**,
Los Angeles, both of CA (US)

(73) Assignee: **Consumer Direct Link, Inc.**

(**) Term: **14 Years**

(21) Appl. No.: **29/129,050**

(22) Filed: **Sep. 6, 2000**

(51) **LOC (7) Cl.** **14-01**

(52) **U.S. Cl.** **D14/223**

(58) **Field of Search** D14/192, 205,
D14/206, 223, 248; 181/128-130; 379/430,
431; 381/374-379, 381

(56) **References Cited**

U.S. PATENT DOCUMENTS

D. 318,670	*	7/1991	Taniguchi	D14/205
D. 326,655	*	6/1992	Iribe	D14/192
D. 384,958	*	10/1997	Shudo	D14/206
D. 430,547	*	9/2000	Yoon	D14/206
4,720,857	*	1/1988	Burris et al.	379/430

* cited by examiner

Primary Examiner—Nanda Bondade

(74) *Attorney, Agent, or Firm*—Stout, Uxa, Buyan &
Mullins LLP

(57) **CLAIM**

The ornamental design for a wireless headset, shown and described.

DESCRIPTION

A portion of the disclosure of this patent document contains material which is subject to copyright protection. The copyright owner has no objection to the facsimile reproduction by anyone of the patent document or the patent disclosure, as it appears in the Patent and Trademark Office patent file or records, but otherwise reserves all copyright rights whatsoever.

FIG. 1 is a top view of a wireless headset showing our new design;

FIG. 2 is a right side elevational view thereof;

FIG. 3 is a bottom plan rear elevational view thereof;

FIG. 4 is a left side elevational view thereof;

FIG. 5 is a rear elevation view thereof; and,

FIG. 6 is a front elevational view thereof.

The cord is shown broken away for ease of illustration.

1 Claim, 2 Drawing Sheets

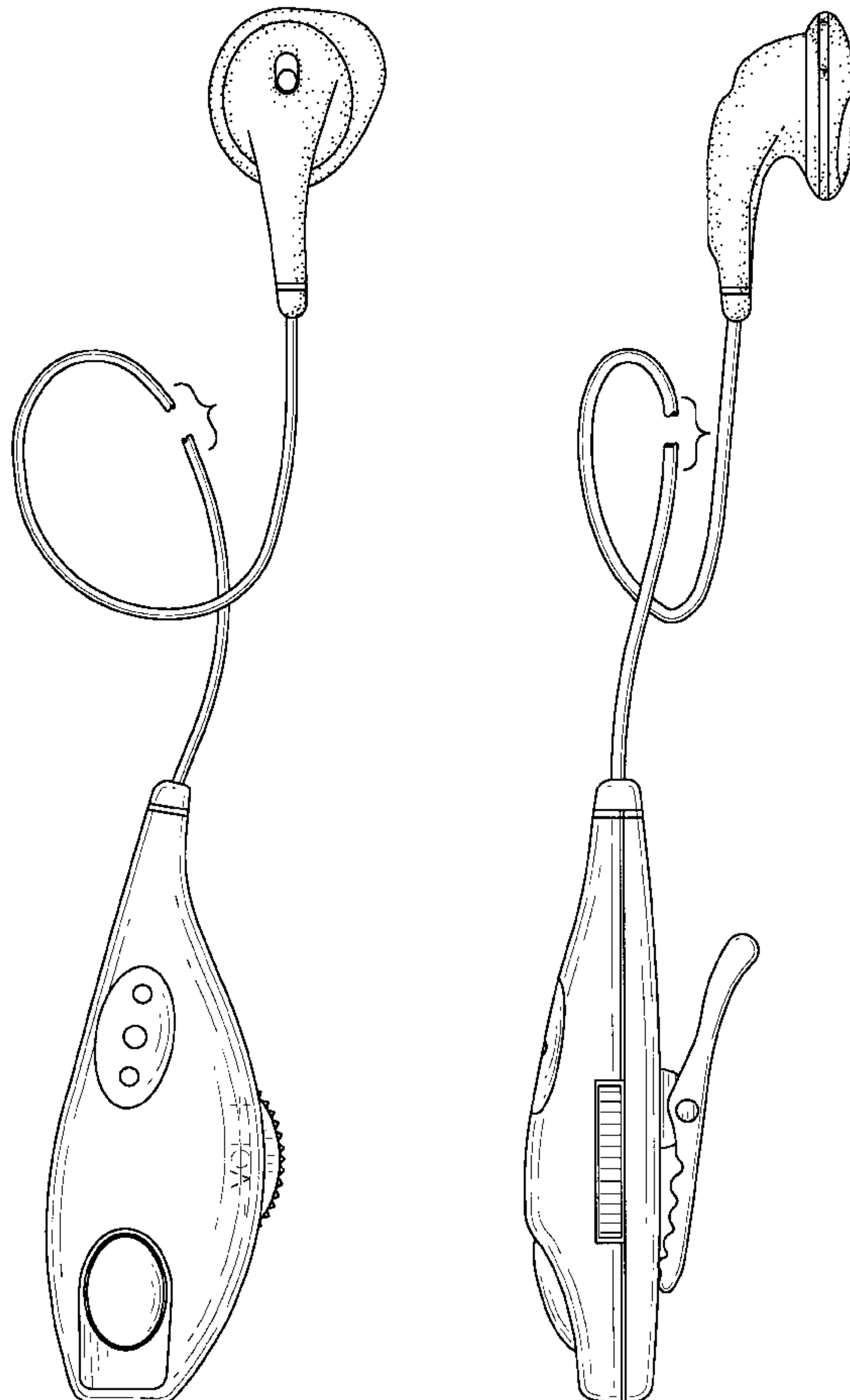


Fig. 1

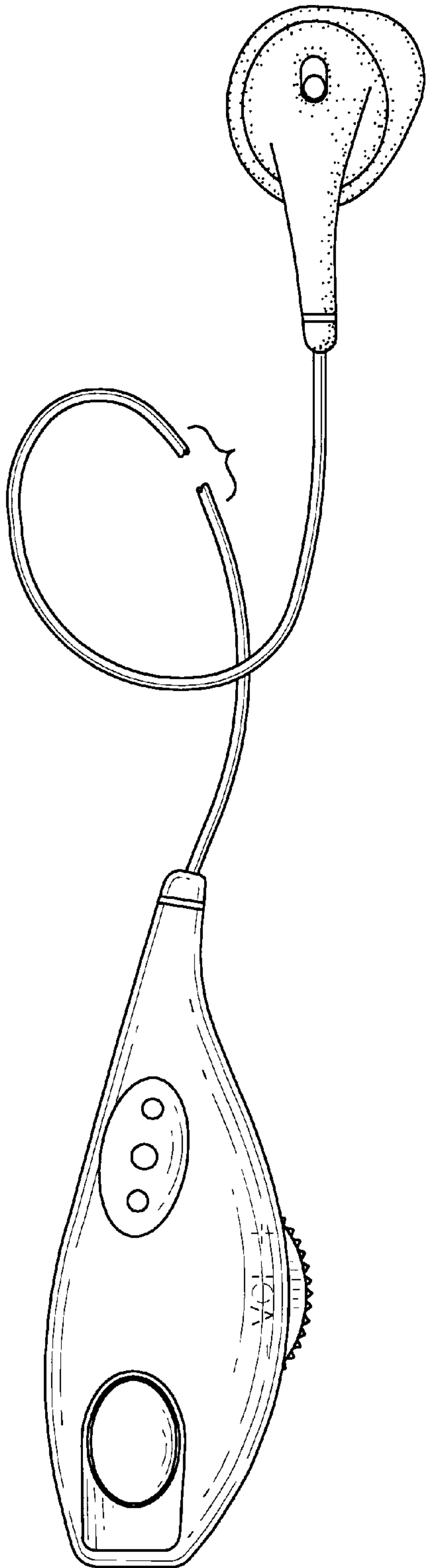


Fig. 2

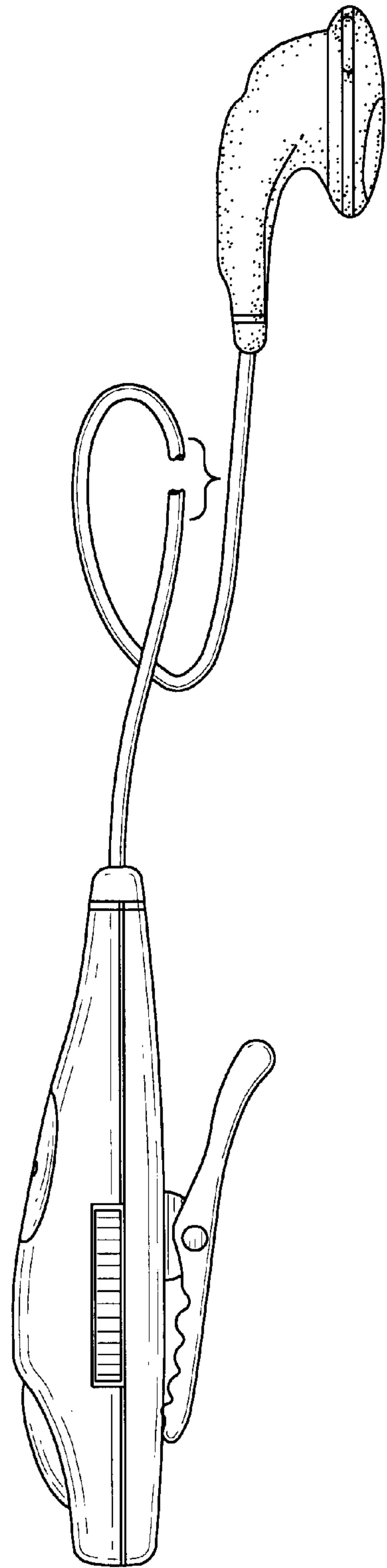


Fig. 3

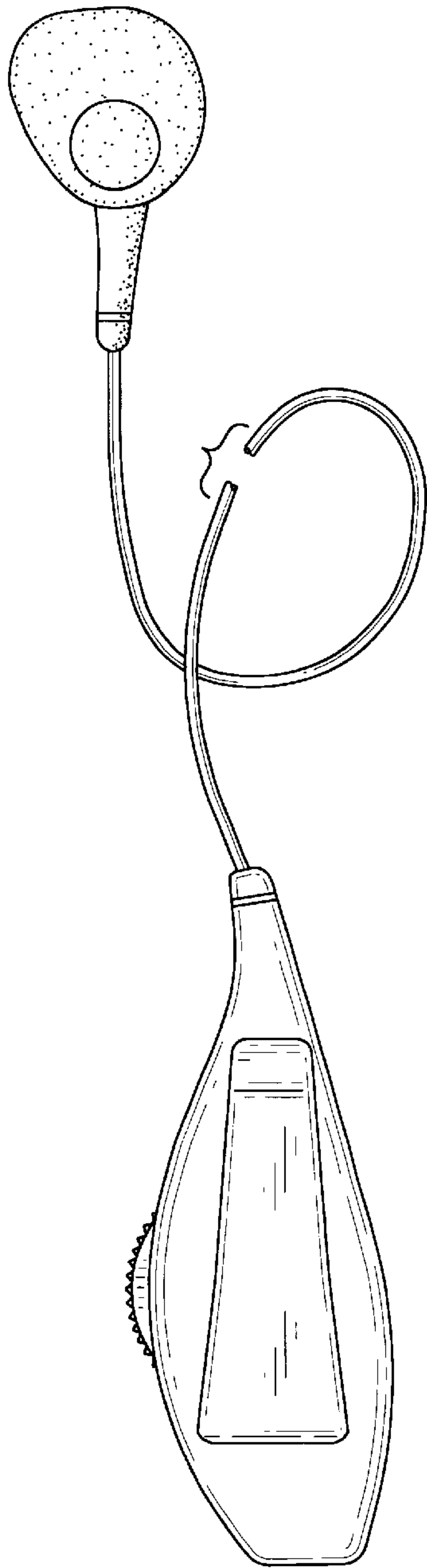


Fig. 4

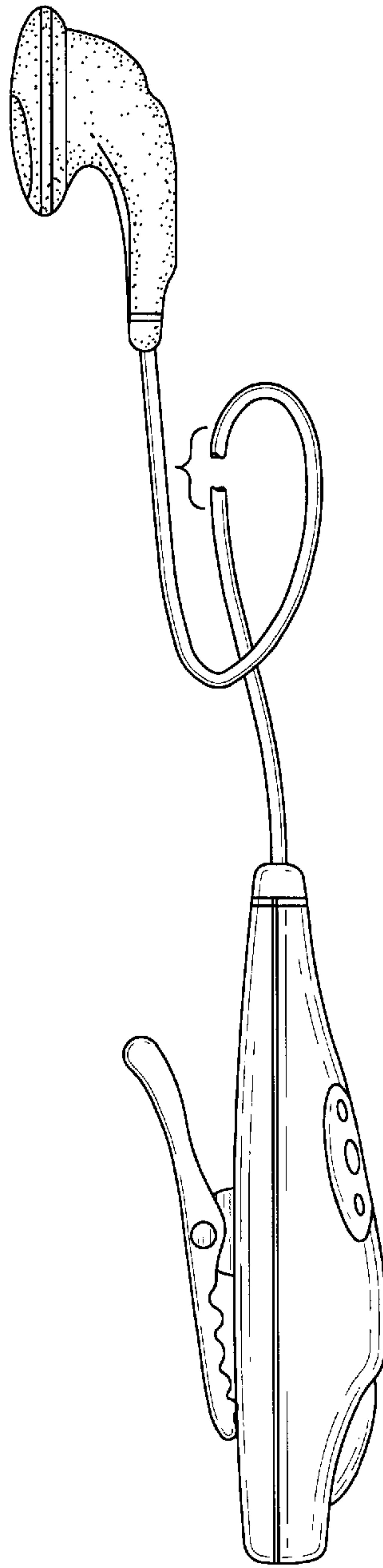


Fig. 5

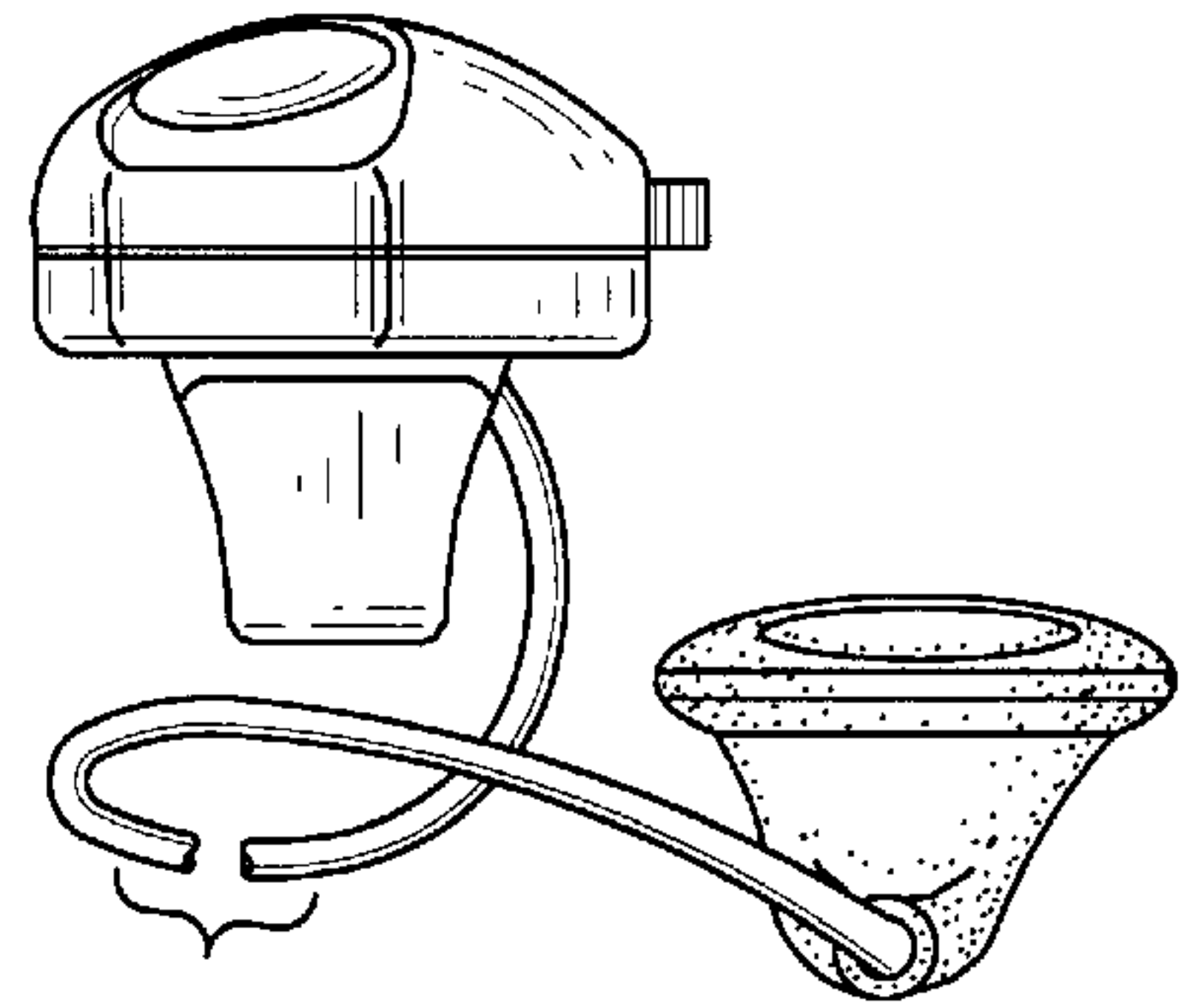


Fig. 6

