



US00D448322B1

(12) **United States Design Patent**
Nakamura

(10) **Patent No.:** **US D448,322 S**

(45) **Date of Patent:** **** Sep. 25, 2001**

(54) **STOP MEMBER FOR A SLIDE FASTENER**

(75) **Inventor:** **Toshinobu Nakamura, Tokyo (JP)**

(73) **Assignee:** **Shinagawa Shoko Co., Ltd., Tokyo (JP)**

(**) **Term:** **14 Years**

(21) **Appl. No.:** **29/131,485**

(22) **Filed:** **Oct. 23, 2000**

(51) **LOC (7) Cl.** **02-07**

(52) **U.S. Cl.** **D11/221**

(58) **Field of Search** D11/200, 201,
D11/221; D8/383; 24/205.11 F, 415, 381,
427, 429, 430, 399, 431, 387, 405, 435-436;
70/456; D2/641; 383/64; 264/23

(56) **References Cited**

U.S. PATENT DOCUMENTS

D. 325,547	*	4/1992	Saito et al.	D11/221
D. 355,147	*	2/1995	Frano	D11/221
D. 434,345	*	11/2000	Tomic	D11/221
D. 436,556	*	1/2001	Pontaoe	D11/221
D. 439,866	*	4/2001	Savicki, Sr.	D11/221
2,996,797	*	8/1961	Carlile	24/435
3,579,747	*	5/1971	Hawley	24/400
3,660,875	*	5/1972	Gutman	24/400
3,903,571	*	9/1975	Howell	24/436
3,906,594	*	9/1975	Takahashi et al.	24/436

4,034,445	*	7/1977	Stephens	24/436
4,163,768	*	8/1979	Stephens	264/445
4,262,395	*	4/1981	Kosky	24/400
5,189,764	*	3/1993	Herrington et al.	24/384
5,301,395	*	4/1994	Richardson et al.	24/400

* cited by examiner

Primary Examiner—Ralf Seifert

(74) *Attorney, Agent, or Firm*—Frishauf, Holtz, Goodman, Langer & Chick, P.C.

(57) **CLAIM**

The ornamental design for a stop member for a slide fastener, as shown.

DESCRIPTION

FIG. 1 is a front, top, left-side perspective view of a stop member for a slide fastener, showing my new design;
 FIG. 2 is a front elevational view thereof, the rear elevational view being a mirror image;
 FIG. 3 is a top plan view thereof;
 FIG. 4 is a bottom plan view thereof;
 FIG. 5 is a left-side view thereof, the right side view being a mirror image;
 FIG. 6 is a cross-sectional view taken along line 6—6 in FIG. 2; and,
 FIG. 7 is a cross-sectional view taken along line 7—7 in FIG. 3.

1 Claim, 3 Drawing Sheets




FIG. 1





FIG. 2

6



6

FIG. 3

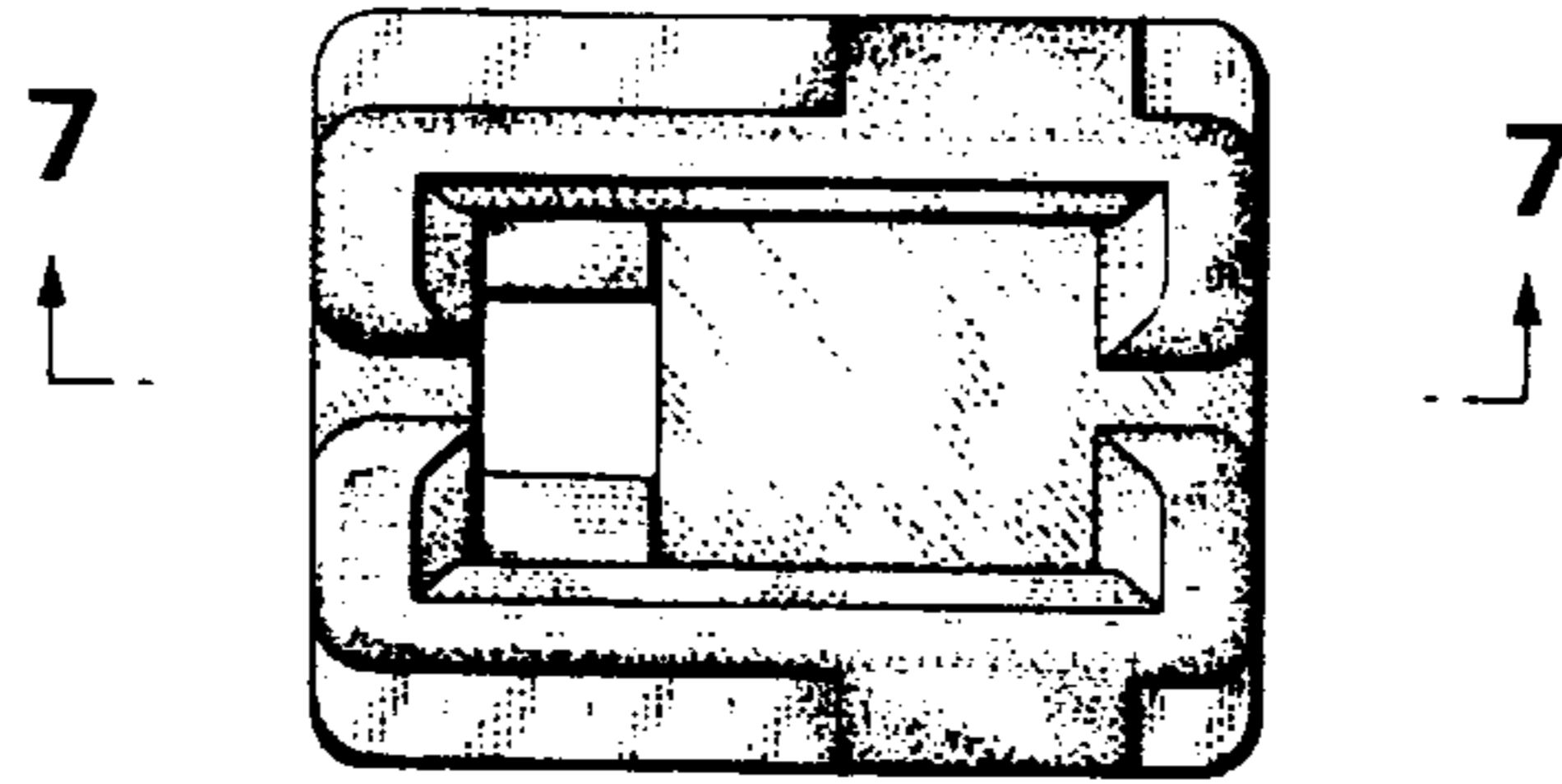


FIG. 4




FIG. 5

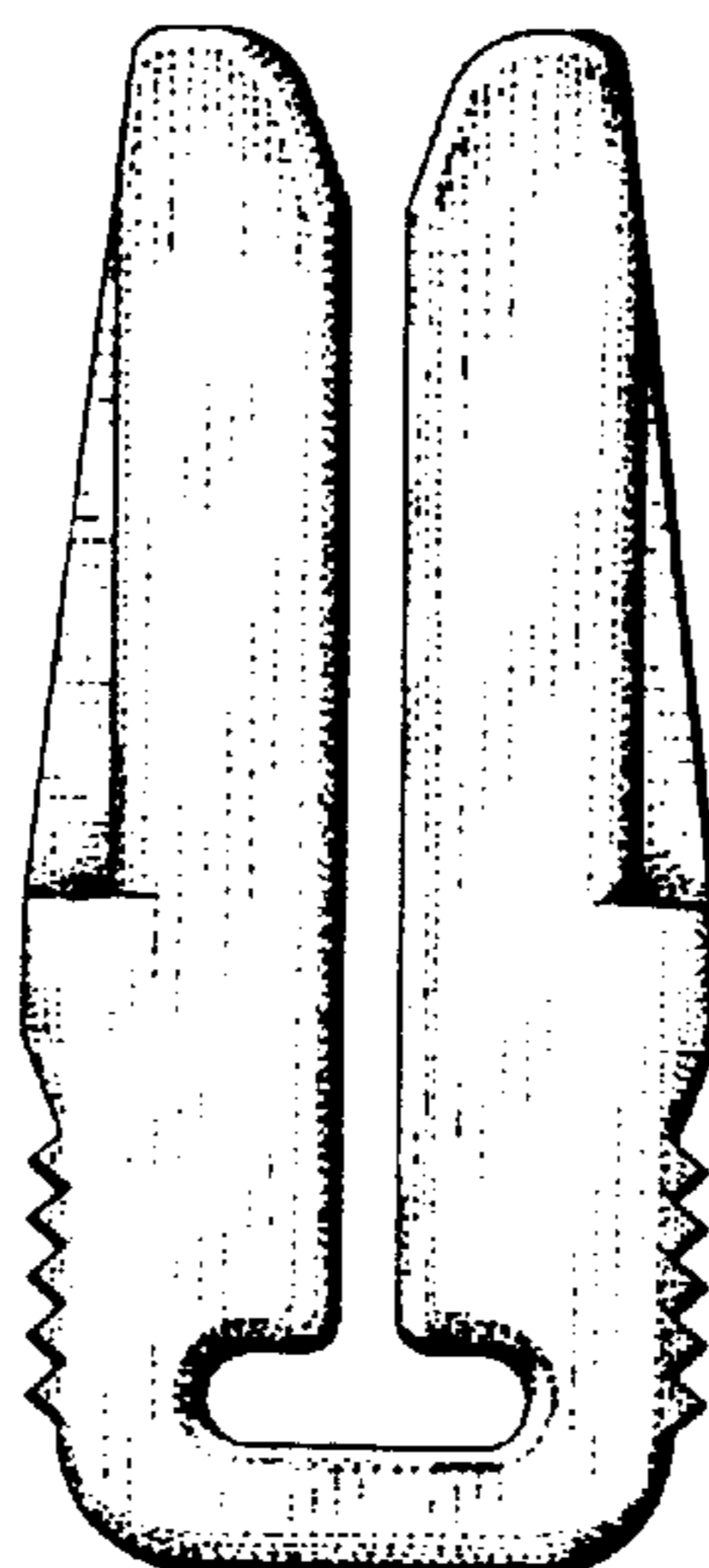


FIG. 6

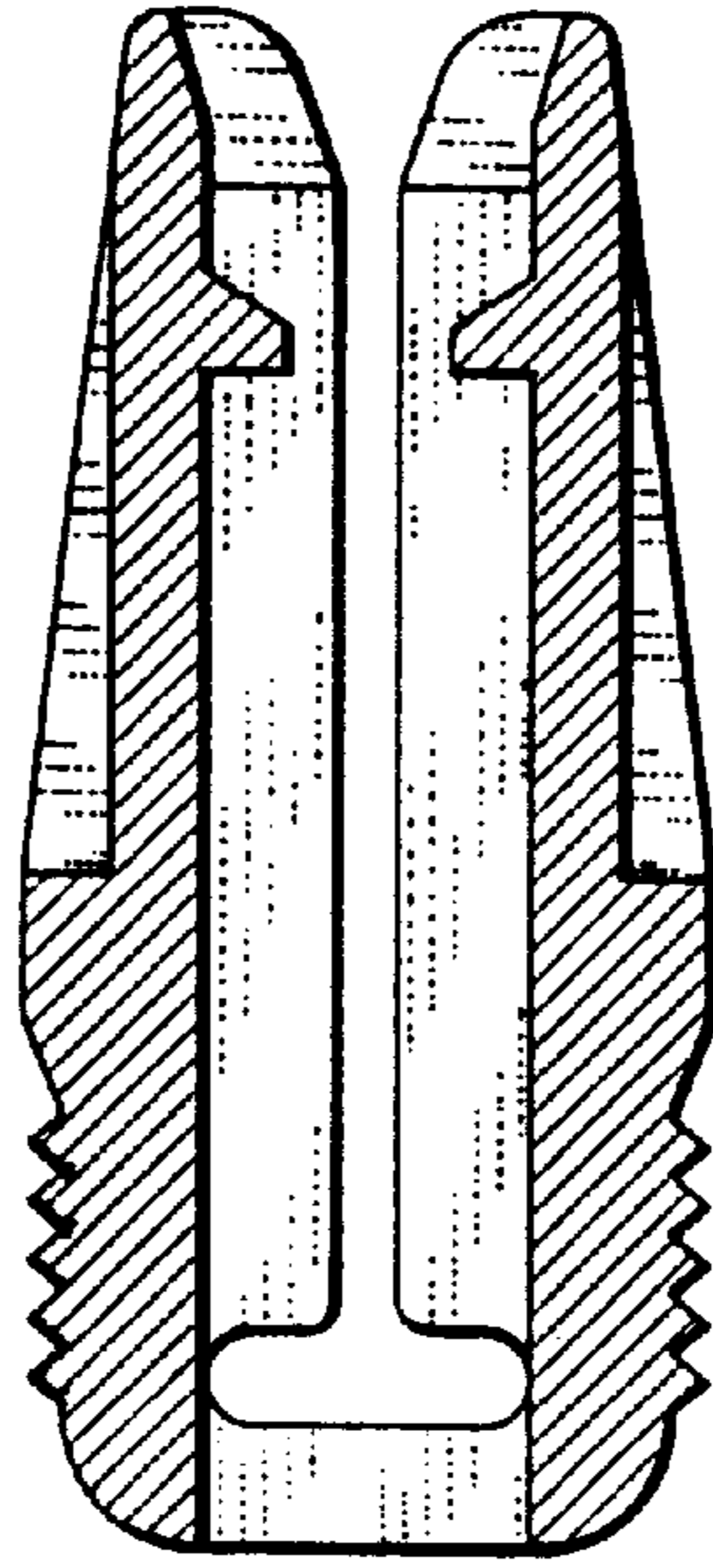


FIG. 7

