



US00D448307B1

(12) **United States Design Patent**
Handler

(10) **Patent No.:** **US D448,307 S**

(45) **Date of Patent:** **** Sep. 25, 2001**

(54) **BOTTLE**

(75) **Inventor:** **Laura Handler**, New York, NY (US)

(73) **Assignee:** **Jim Beam Brands, Inc.**, Deerfield, IL (US)

(**) **Term:** **14 Years**

(21) **Appl. No.:** **29/132,805**

(22) **Filed:** **Nov. 17, 2000**

Related U.S. Application Data

(63) Continuation of application No. 29/118,098, filed on Feb. 4, 2000.

(51) **LOC (7) Cl.** **09-01**

(52) **U.S. Cl.** **D9/564; D9/575**

(58) **Field of Search** D9/300, 500, 509,
D9/516, 530, 544, 545, 549, 551, 554,
556, 558, 559, 564, 569, 572, 573, 575;
215/382-384, 400; D7/300

(56) **References Cited**

U.S. PATENT DOCUMENTS

- D. 64,830 6/1924 Woods .
- D. 72,873 * 6/1927 Stewart D9/551
- D. 92,533 6/1934 Graham .
- D. 93,147 * 8/1934 Titus D9/542
- D. 94,641 2/1935 Underwood .
- D. 96,408 * 7/1935 Nester D9/563
- D. 100,112 6/1936 McIntosh .
- D. 103,495 * 3/1937 Funkey D9/545
- D. 112,782 * 1/1939 McIntosh D9/564
- D. 155,021 8/1949 Mayfield .
- D. 166,595 4/1952 Pree .
- D. 172,090 5/1954 Pree .
- D. 176,805 1/1956 Markus .
- D. 185,925 8/1959 Lorenzen et al. .
- D. 193,638 * 9/1962 Goldstein D9/538
- D. 199,273 9/1964 Pree .

- D. 200,222 2/1965 Pree .
- D. 226,703 * 4/1973 Broadhead D9/529
- D. 255,545 * 6/1980 Grodin D9/529
- D. 279,511 * 7/1985 Matsubara et al. D28/91.1
- D. 331,880 12/1992 Wegner, IV et al. .
- D. 373,706 * 9/1996 Gregg D7/511
- D. 396,809 * 8/1998 Granai D9/545
- D. 397,040 * 8/1998 Bakic D9/574
- D. 419,061 * 1/2000 Croft et al. D9/333
- D. 430,035 * 8/2000 Heeter et al. D9/529

* cited by examiner

Primary Examiner—Philip S. Hyder

Assistant Examiner—Carol Rademaker

(74) *Attorney, Agent, or Firm*—Pennie & Edmonds LLP

(57) **CLAIM**

The ornamental design for a bottle, as shown and described.

DESCRIPTION

FIG. 1 is a perspective view of the bottle of the present invention;

FIG. 2 is a front view thereof;

FIG. 3 is a rear view thereof;

FIG. 4 is a right side view thereof;

FIG. 5 is a left side view thereof;

FIG. 6 is a top view thereof;

FIG. 7 is a bottom view thereof;

FIG. 8 is a perspective view of another embodiment of the present invention;

FIG. 9 is a front view thereof;

FIG. 10 is a rear view thereof;

FIG. 11 is a right side view thereof;

FIG. 12 is a left side view thereof;

FIG. 13 is a top view thereof; and,

FIG. 14 is a bottom view thereof.

The dotted line showing of the closure in FIGS. 2-5 and 9-12 is for environmental purposes only and forms no part of the claimed design.

1 Claim, 6 Drawing Sheets


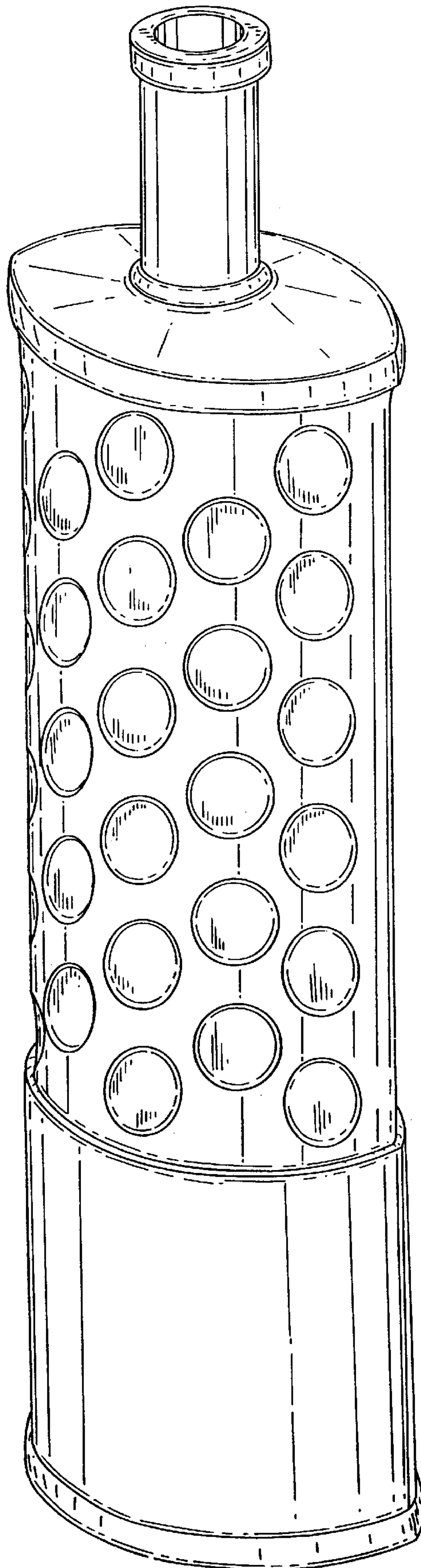




FIG. 1





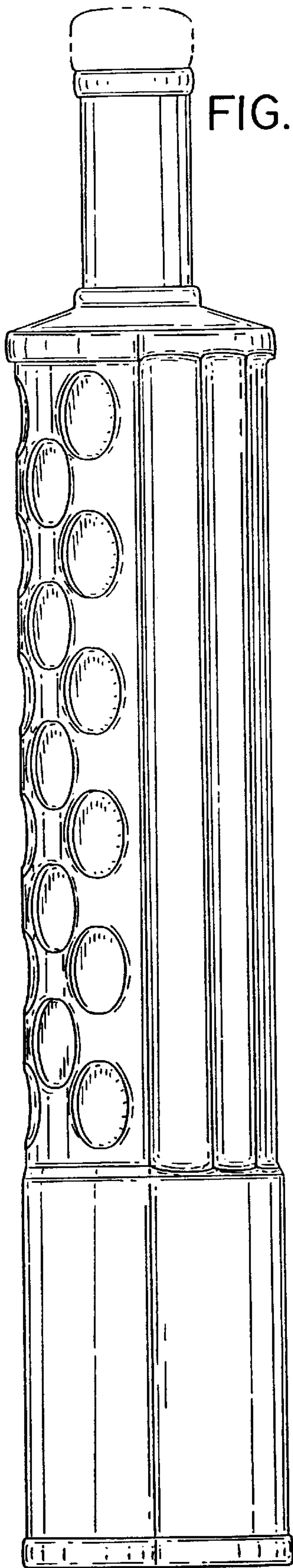


FIG. 4

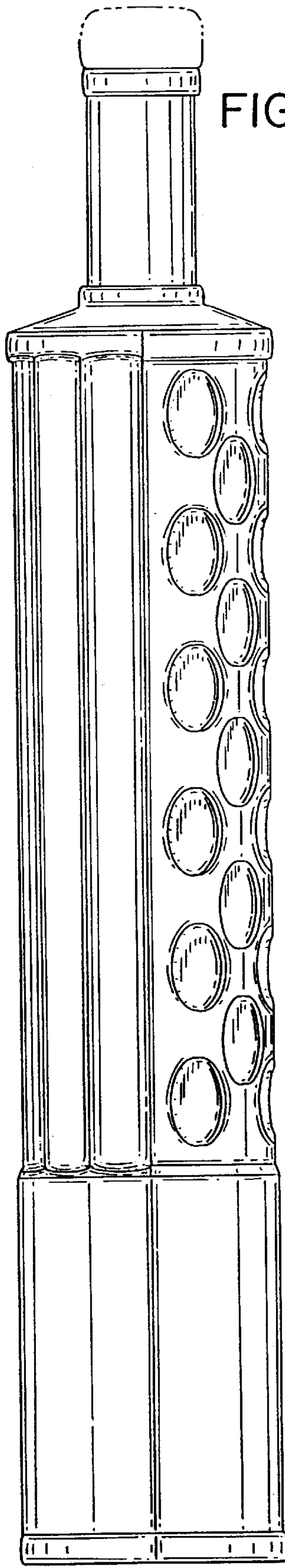


FIG. 5

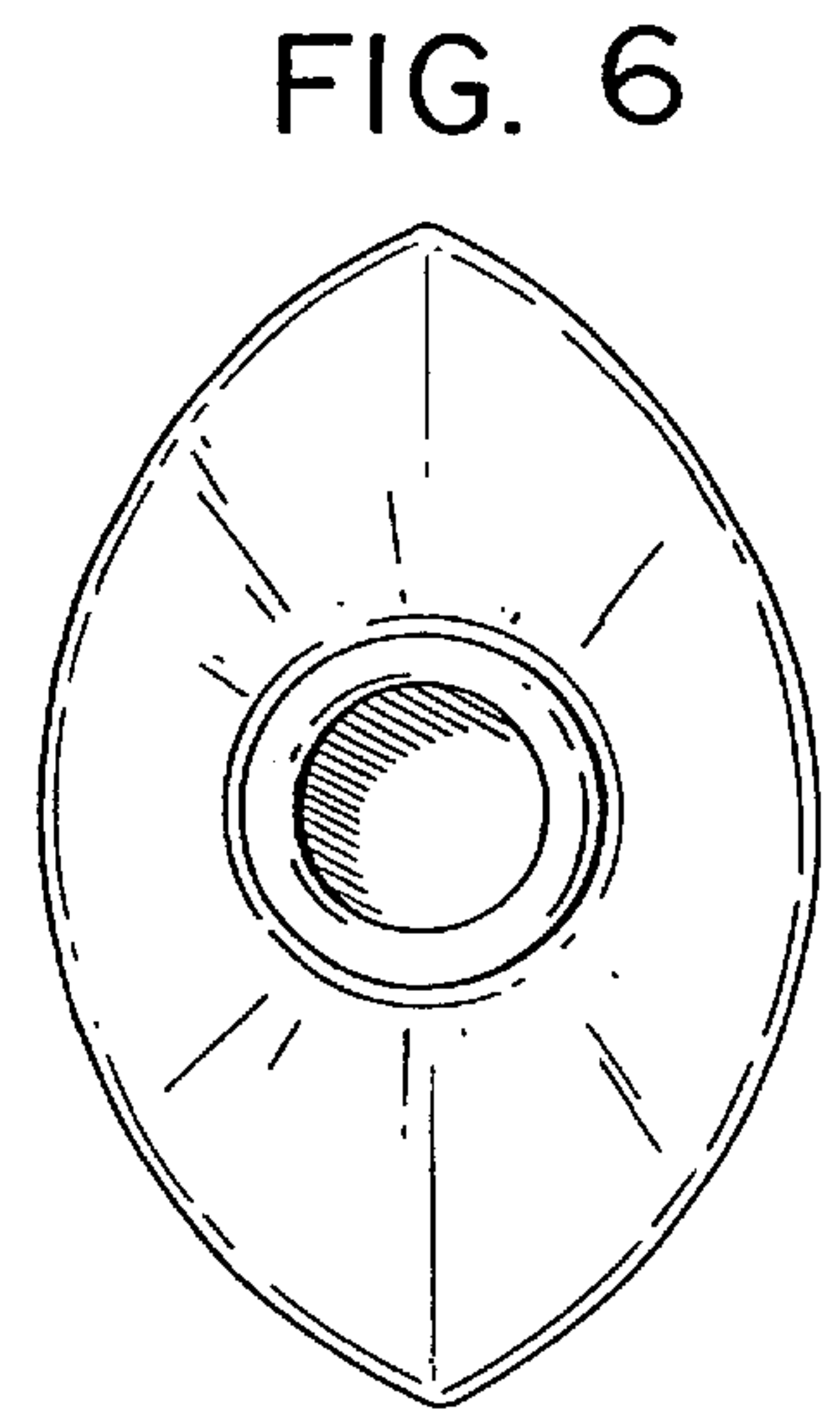


FIG. 6

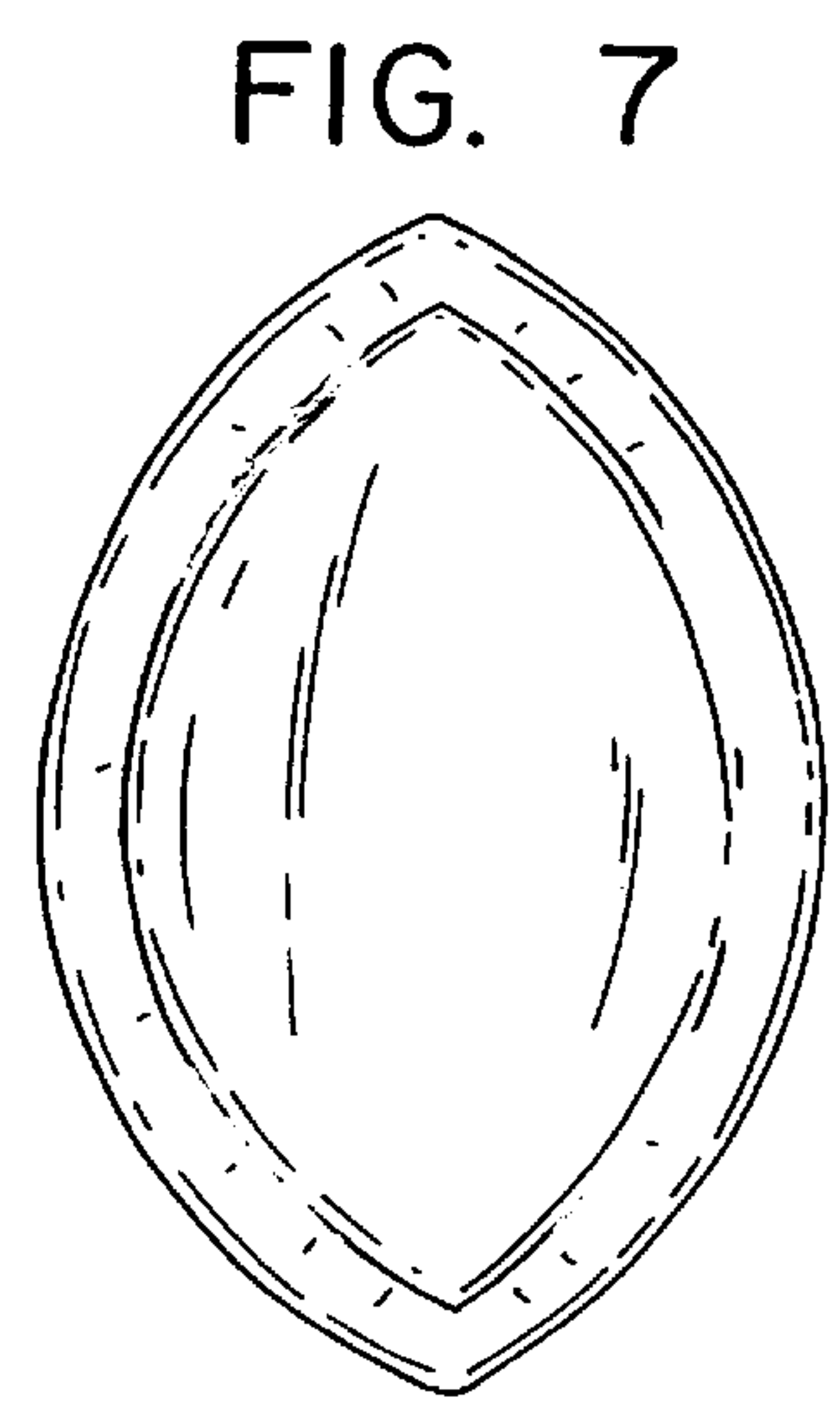
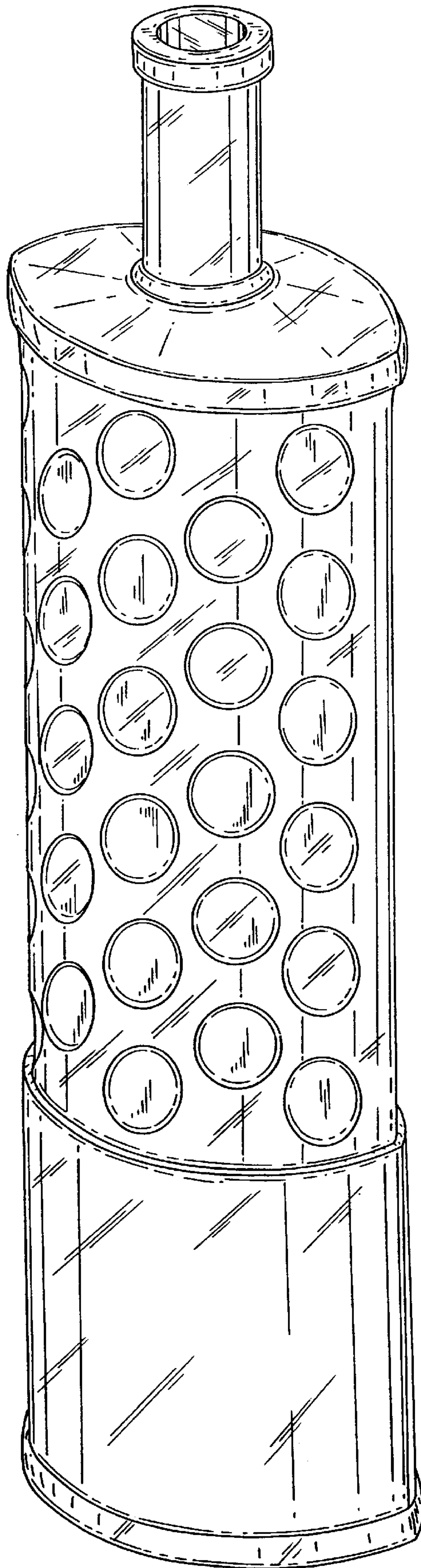




FIG. 7

FIG. 8





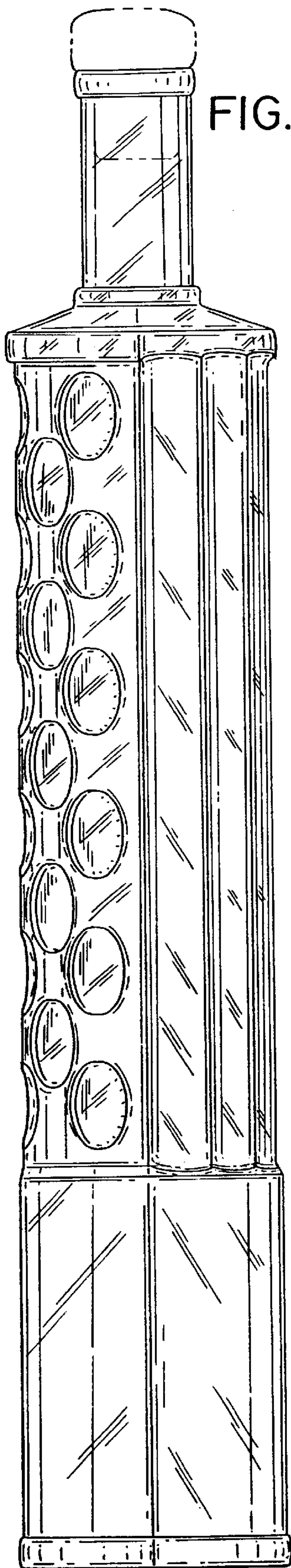


FIG. 11

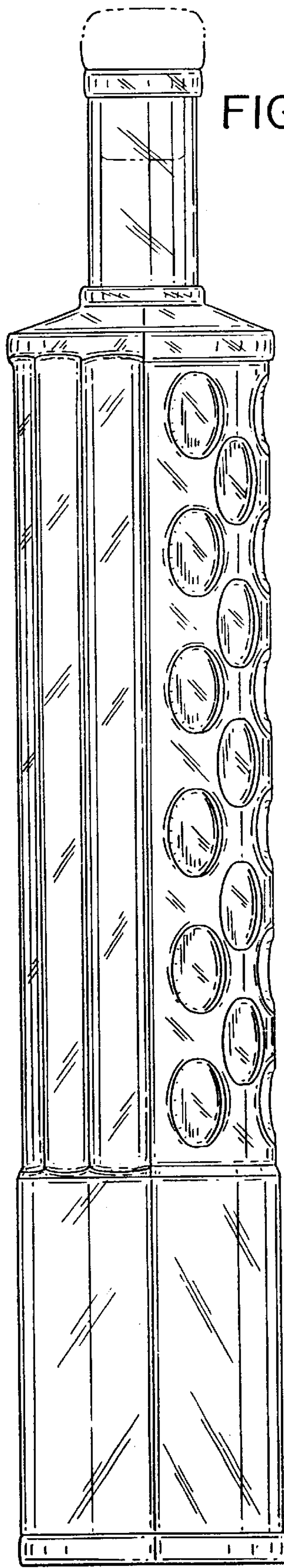


FIG. 12

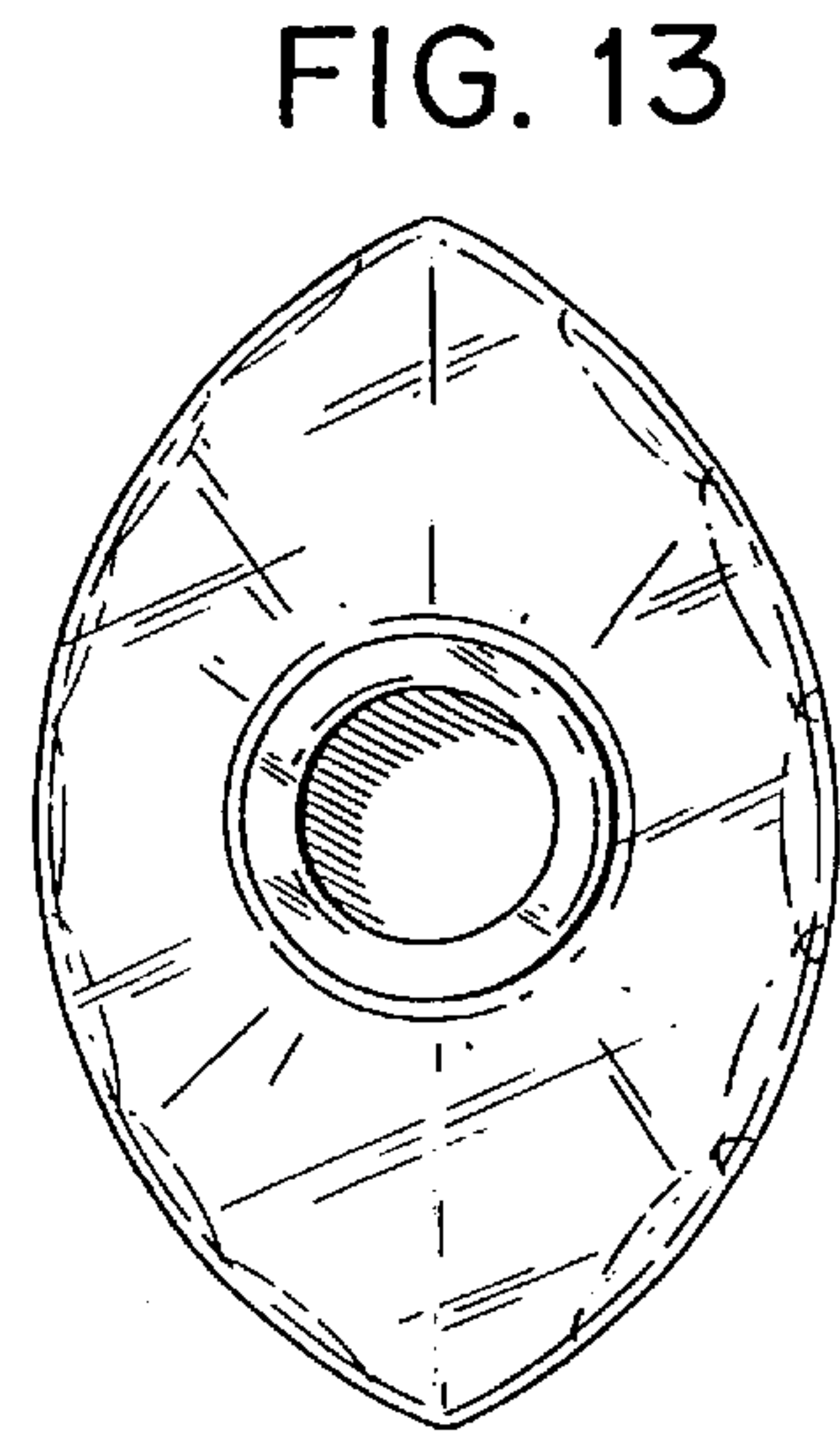


FIG. 13

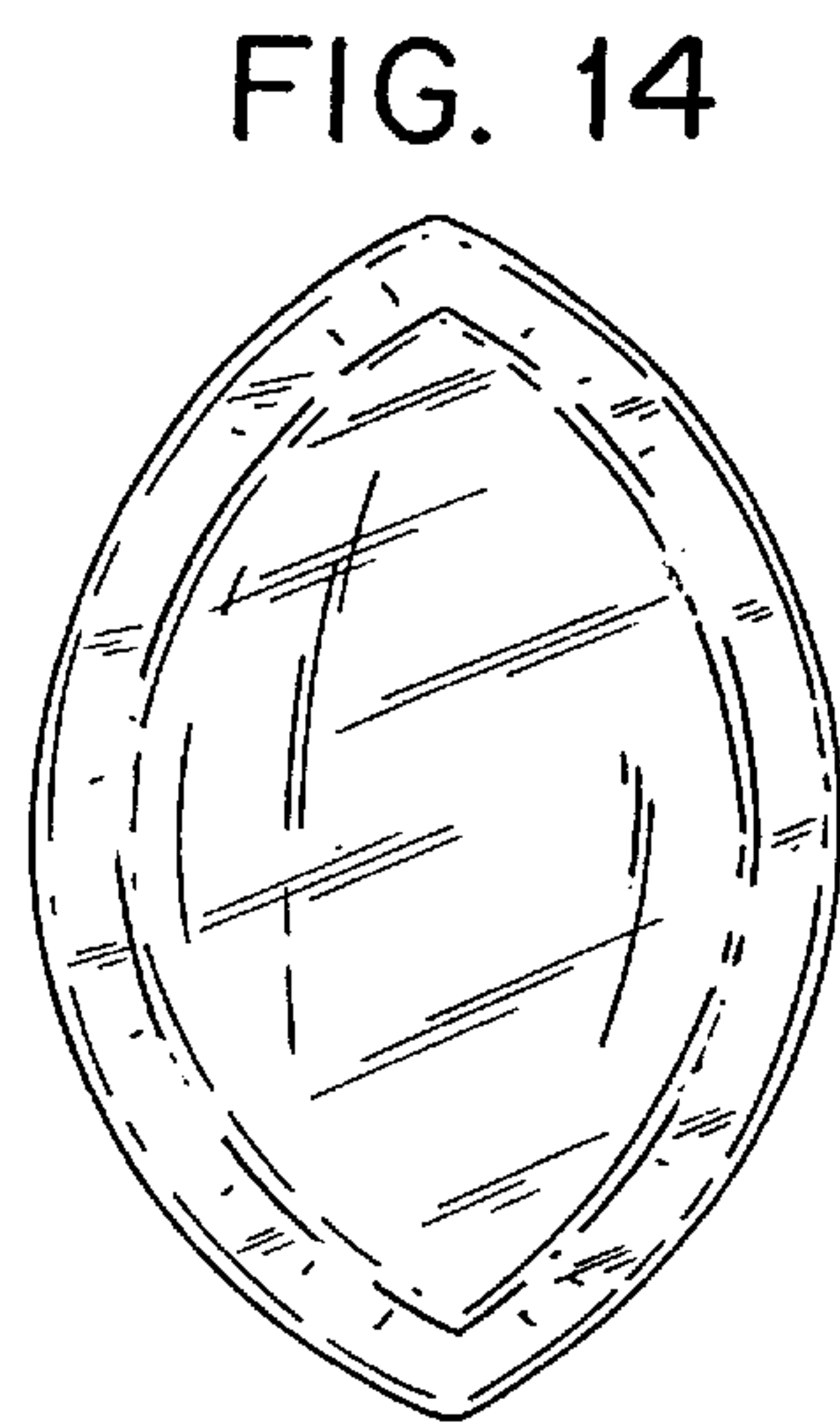


FIG. 14