



US00D448295B1

(12) **United States Design Patent**
Mozes

(10) **Patent No.:** **US D448,295 S**

(45) **Date of Patent:** **** Sep. 25, 2001**

(54) **PLASTIC CLOSURE**

(75) **Inventor:** **Raymond P. Mozes**, Greenville, PA
(US)

(73) **Assignee:** **Controlled Molding, Inc.**, Hadley, PA
(US)

(**) **Term:** **14 Years**

(21) **Appl. No.:** **29/136,023**

(22) **Filed:** **Jan. 23, 2001**

(51) **LOC (7) Cl.** **09-07**

(52) **U.S. Cl.** **D9/440; D9/449; D9/450;**
D7/591

(58) **Field of Search** **D9/435, 440, 447,**
D9/449, 450, 417, 420; D7/391, 392, 629,
630; 220/254, 334-339; 215/235-237; 222/480,
565, 566

3,262,606 *	7/1966	Waterman	222/480
3,397,823	8/1968	Kirkpatrick	222/480
3,463,364	8/1969	Rehag	222/480
3,467,287	9/1969	Marchant et al.	222/480
3,486,665	12/1969	Croce	222/480
3,675,812	7/1972	Foster	220/337
3,726,432	4/1973	Gentile	220/27
3,760,752	9/1973	Geiger	113/121 C
3,851,812	12/1974	Bittel	229/5.5
3,881,437	5/1975	Lovell et al.	113/121 C
3,881,639	5/1975	Herip	222/153
3,912,128	10/1975	Ziemann et al.	222/541
3,972,445	8/1976	Debenham	220/268
4,144,985	3/1979	Kinslow	220/254
4,183,457	1/1980	Loughley et al.	229/5.5
4,241,856	12/1980	Otterson	222/539
4,274,563	6/1981	Otterson	222/480
4,299,339	11/1981	Giroux et al.	222/153
4,361,250	11/1982	Foster	220/266
4,489,864	12/1984	Davis	222/541
4,538,731 *	9/1985	Cillario	D9/449 X

(List continued on next page.)

(56) **References Cited**

U.S. PATENT DOCUMENTS

D. 313,558 *	1/1991	Gunn et al.	D9/449
D. 314,708 *	2/1991	DeCoster	D9/449
D. 331,878	12/1992	Forsyth	D9/435
D. 340,188	10/1993	Forsyth	D9/449
D. 385,791	11/1997	Forsyth et al.	D9/447
D. 397,035 *	8/1998	Young et al.	D9/449
D. 401,854 *	12/1998	DeCoster et al.	D9/449 X
892,392	7/1908	Blood	.
2,817,451	12/1957	Giles	215/7
2,928,577	3/1960	Hoffman	.
2,954,148	9/1960	Corrinet et al.	222/541
2,961,133	11/1960	Ankney	222/480
2,971,681	2/1961	Galbierz	222/548
3,081,011	3/1963	Stull	222/541
3,100,589	8/1963	Love	22/480
3,160,325	12/1964	Stull	222/153
3,186,608	6/1965	Grimsley	222/554
3,260,426	7/1966	Ayotte	222/545
3,261,504	7/1966	Sabaka	222/83

Primary Examiner—Cathron C. Brooks
(74) *Attorney, Agent, or Firm*—Emerson & Skeriotis;
Roger D. Emerson; Daniel A. Thomson

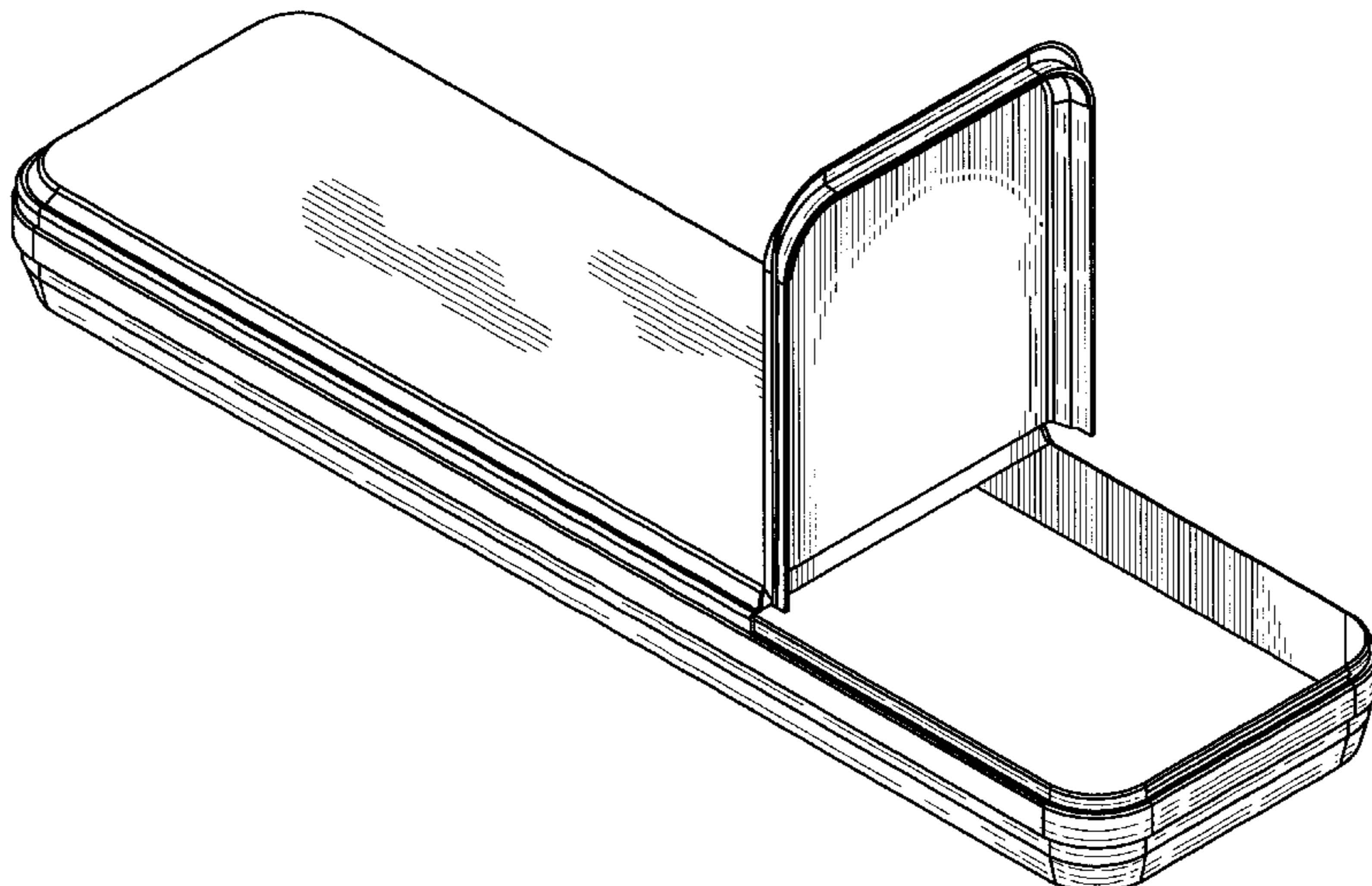
(57) **CLAIM**

The ornamental design for a plastic closure, as shown and described.

DESCRIPTION

FIG. 1 is a perspective view showing the new design;
FIG. 2 is a second perspective view thereof;
FIG. 3 is a side elevational view taken from the right of FIG. 1;
FIG. 4 is a front elevational view thereof;
FIG. 5 is a back elevational view thereof;
FIG. 6 is a bottom plan view thereof; and,
FIG. 7 is a top plan view thereof.

1 Claim, 7 Drawing Sheets



US D448,295 S

Page 2

U.S. PATENT DOCUMENTS

4,541,541	9/1985	Hickman et al.	220/253	5,176,277	1/1993	Schuermann	220/253
4,611,725	9/1986	Kacalief	220/253	5,213,238	5/1993	Martin et al.	222/480
4,739,906	4/1988	LoTurco	222/153	5,339,993	8/1994	Groya et al.	222/153
4,792,054	12/1988	Weidman	222/23	5,377,882	1/1995	Pham et al.	222/479
4,802,603	2/1989	Schmidt et al.	220/268	5,383,582	1/1995	Baxter et al.	222/548
4,955,513	9/1990	Bennett	222/480	5,402,921	4/1995	Forsyth et al.	222/541
4,969,572	11/1990	VerKerhoven	220/253	5,566,850	10/1996	Forsyth et al.	220/253
5,058,778	10/1991	Weinstein	222/209				

* cited by examiner

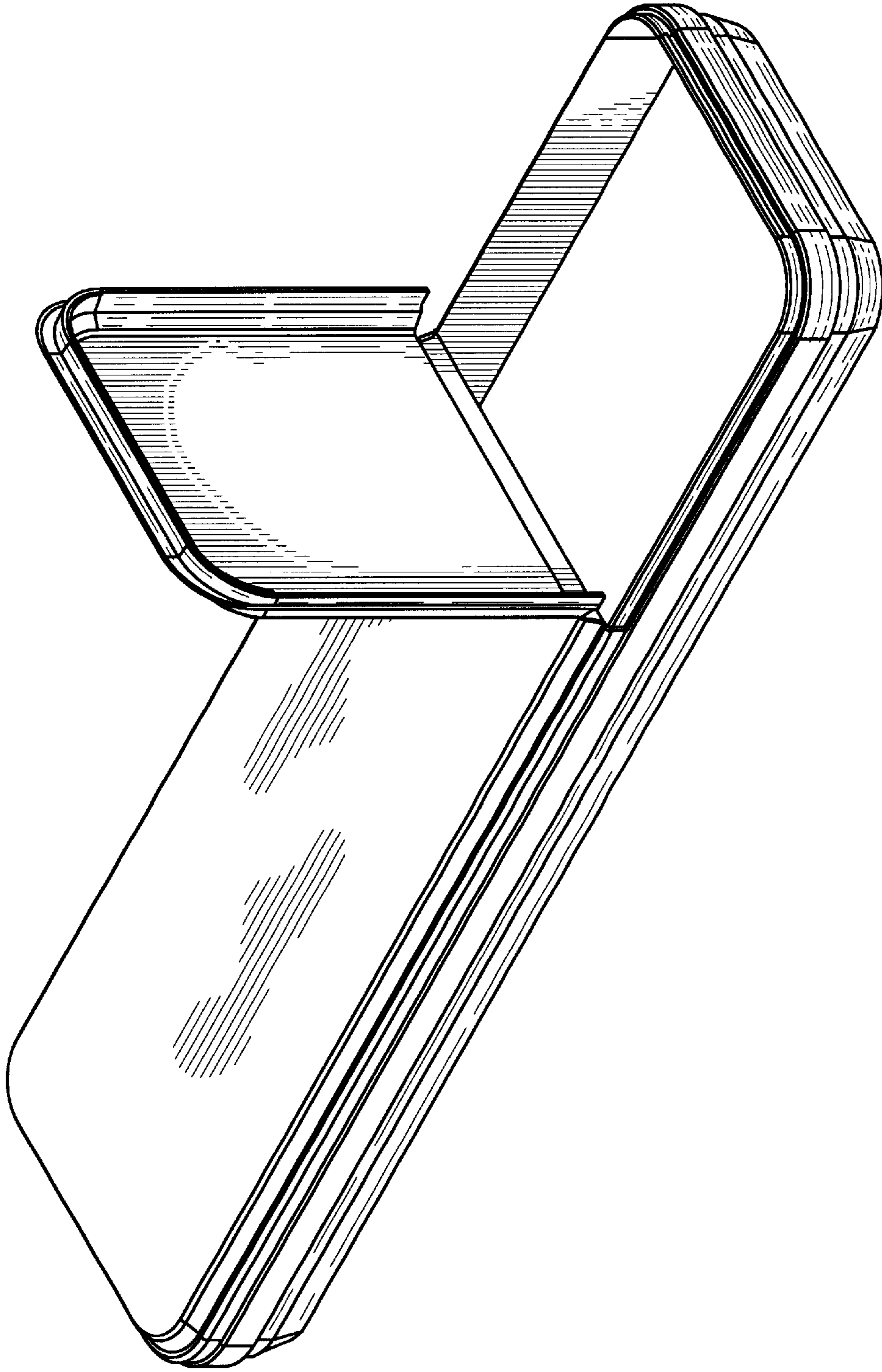


FIG-1

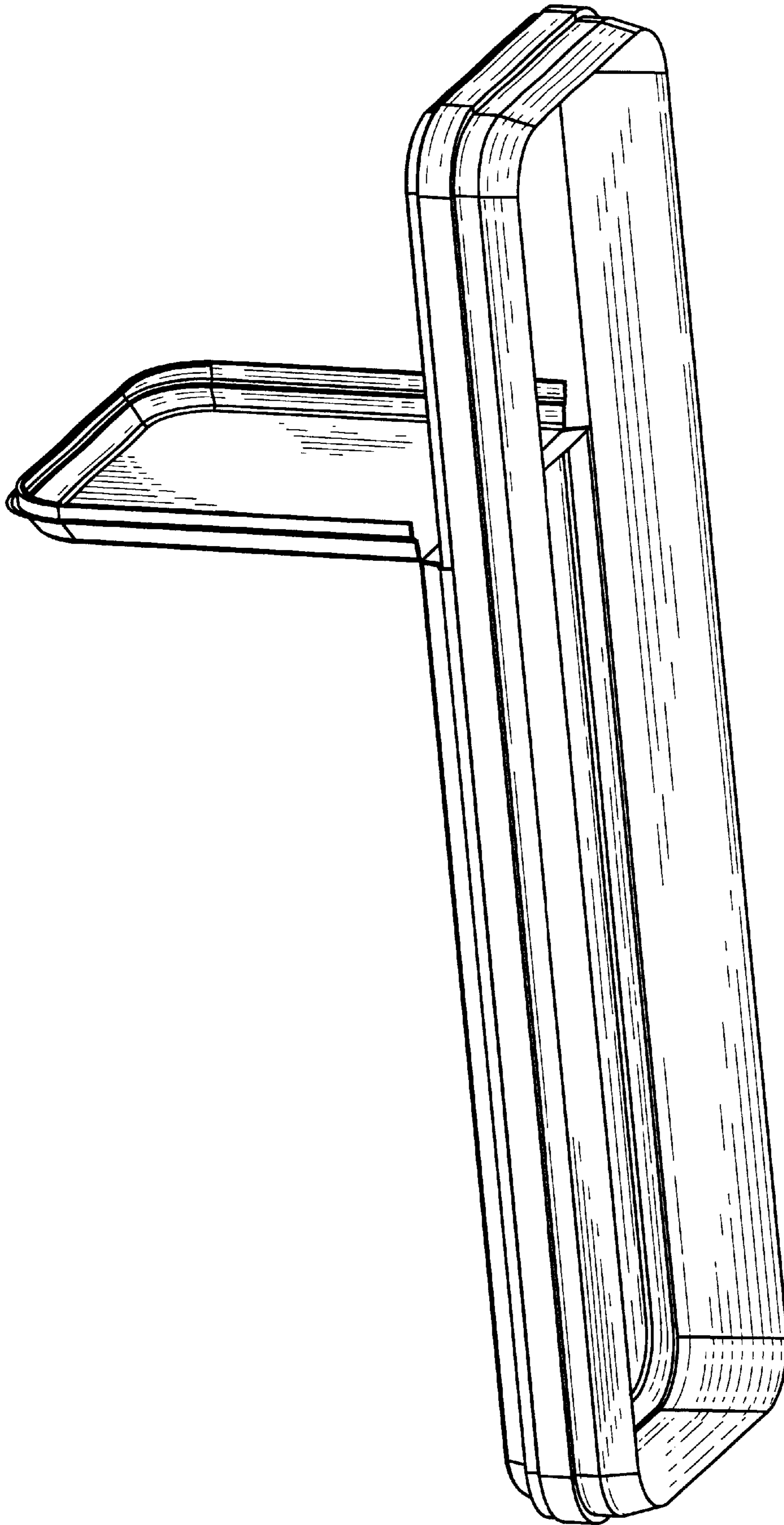


FIG-2

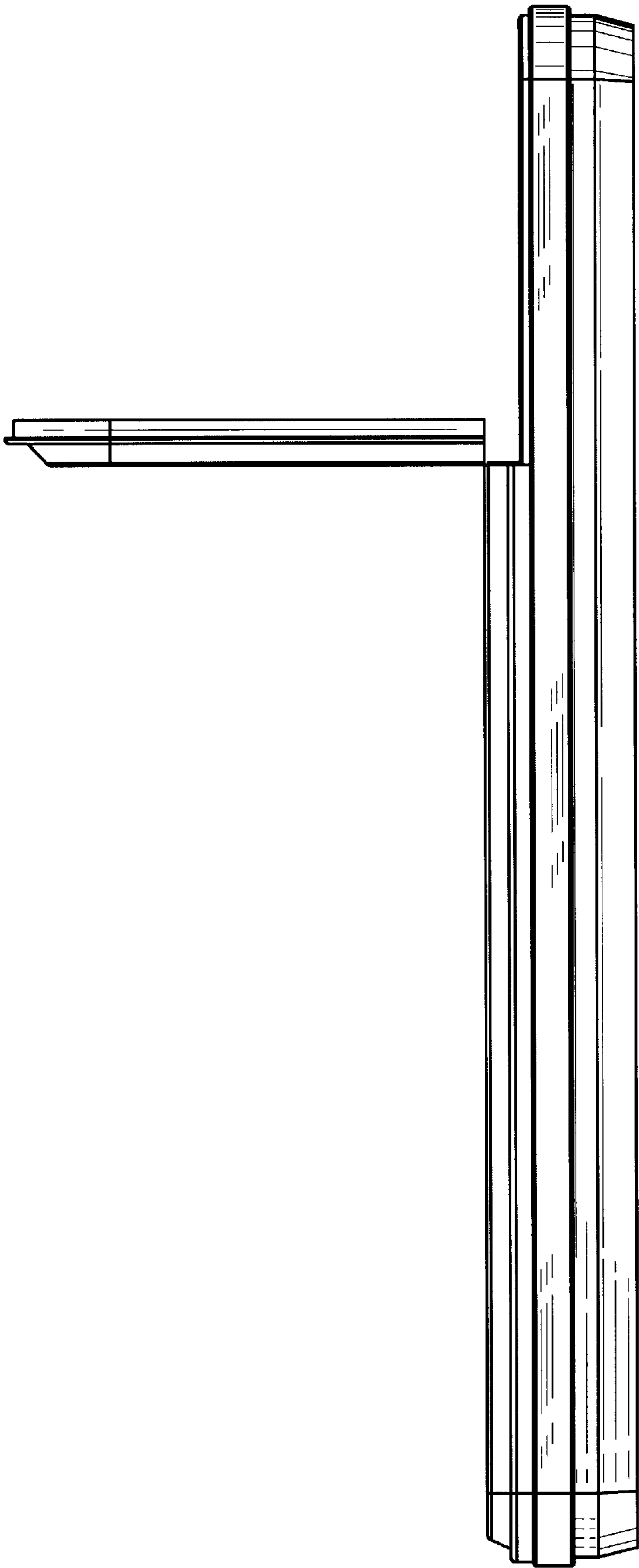


FIG-3




FIG-4




FIG-5




FIG-6




FIG-7