



US00D448293B1

(12) **United States Design Patent**
Bretz et al.

(10) **Patent No.: US D448,293 S**

(45) **Date of Patent: ** Sep. 25, 2001**

(54) **BOTTLE PORTION**

(75) Inventors: **John Bretz**, Crystal Lake; **Jeff Lichtman**, Chicago; **Susan L. Colten**, Wilmette; **Jeffrey L. Pattee**, Palatine, all of IL (US); **Richard Ogg**, Littlestown, PA (US)

(73) Assignee: **Stokely-Van Camp, Inc.**, Chicago, IL (US)

(**) Term: **14 Years**

(21) Appl. No.: **29/135,942**

(22) Filed: **Jan. 22, 2001**

Related U.S. Application Data

(62) Division of application No. 29/102,588, filed on Mar. 26, 1999, now Pat. No. Des. 440,158.

(51) **LOC (7) Cl.** **09-01**

(52) **U.S. Cl.** **D9/434; D9/539; D9/551**

(58) **Field of Search** D9/539, 551, 564, D9/434, 537, 538, 540, 557; 215/381, 382, 383, 384, 370, 371, 372, 373

(56) **References Cited**

U.S. PATENT DOCUMENTS

- D. 182,540 * 4/1958 Soubier D9/539
- D. 224,511 * 8/1972 Koenigsberg D9/551
- D. 295,382 * 4/1988 Rogler D9/551

- D. 372,194 * 7/1996 Dallaire D9/551
- D. 390,471 * 2/1998 Ito D9/539
- D. 436,043 * 1/2001 Krishnakumar et al. D9/537
- 4,818,575 * 4/1989 Hirata et al. 215/382
- 5,971,184 * 10/1999 Krishnakumar et al. 215/384
- 6,044,997 * 4/2000 Ogg 215/381

* cited by examiner

Primary Examiner—Lucy Lieberman

(74) *Attorney, Agent, or Firm*—Lars S. Johnson

(57) **CLAIM**

The ornamental design for a bottle portion, as shown and described.

DESCRIPTION

FIG. 1 is a perspective view of a bottle portion embodying our new design;

FIG. 2 is a front elevational view of the bottle portion depicted in FIG. 1, the opposite rear elevational view being identical;

FIG. 3 is a side elevational view of the bottle portion depicted in FIG. 2, representing a partial rotation of the bottle portion about its vertical center axis from the front elevational view depicted in FIG. 2, the opposite side elevational view being identical; and,

FIG. 4 is a top plan view of the bottle portion depicted in FIG. 2.

The broken line environmental showing is for illustrative purposes only and does not form part of the claimed design.

1 Claim, 2 Drawing Sheets




FIG. 1

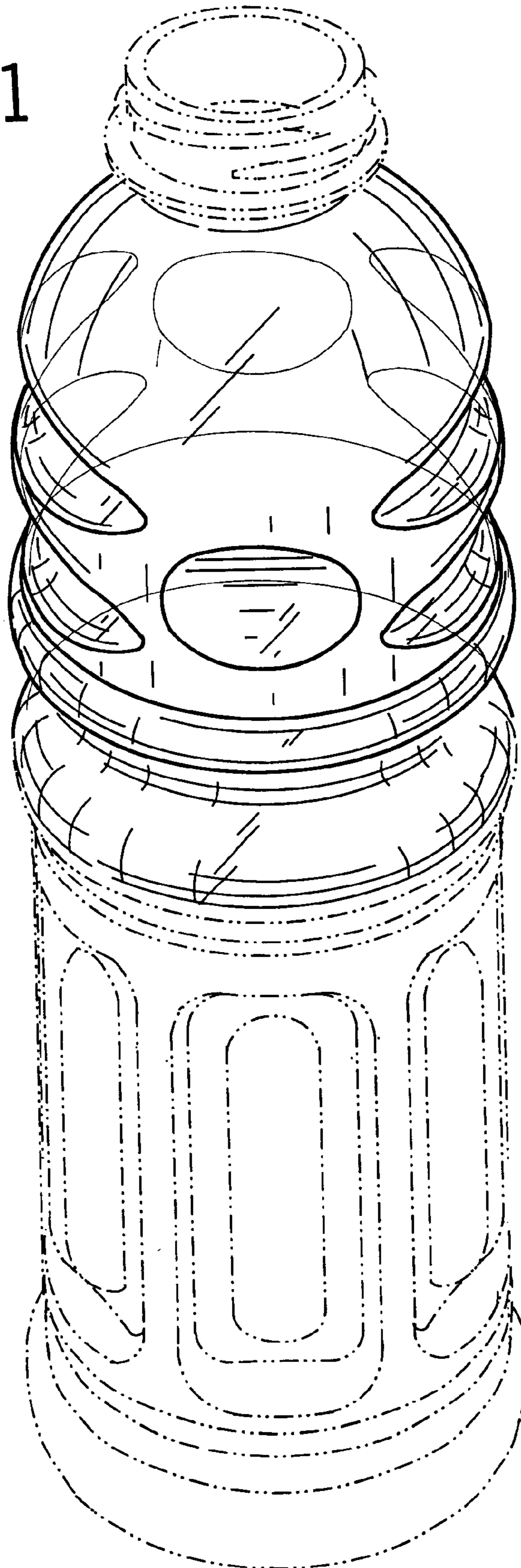


FIG. 2




FIG. 3

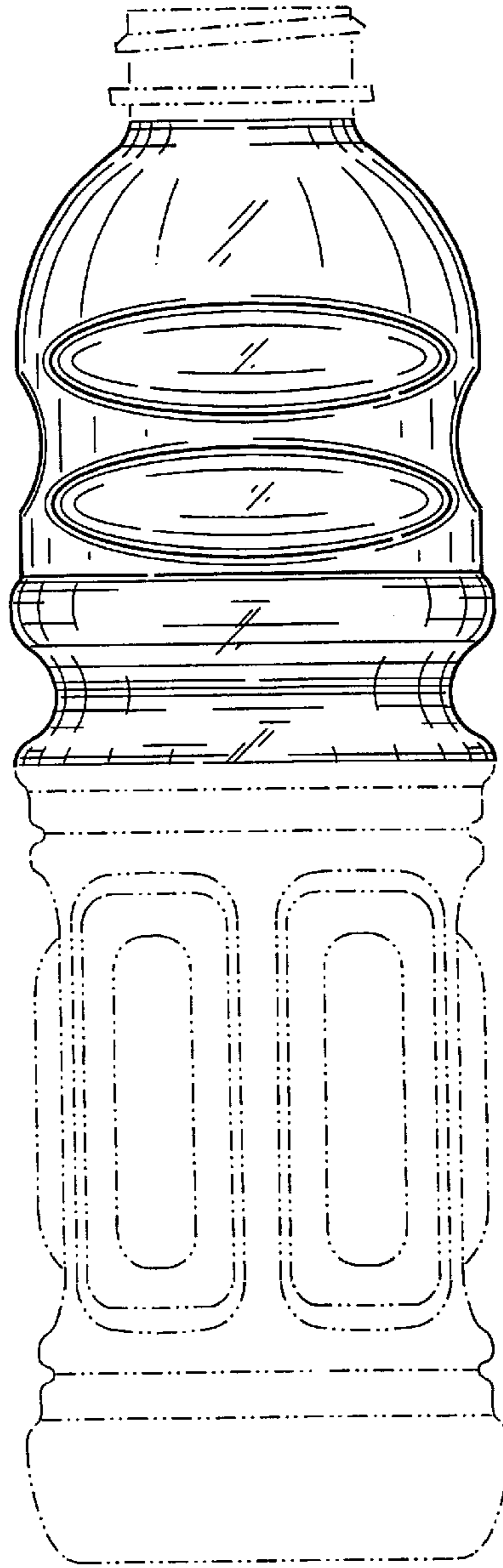


FIG. 4

