



US00D448273B1

(12) **United States Design Patent**
Lai

(10) **Patent No.:** **US D448,273 S**

(45) **Date of Patent:** **** Sep. 25, 2001**

(54) **DUAL LOCKING LUGGAGE TAG**

(75) Inventor: **Eric Lai**, Sheung Shui (HK)

(73) Assignee: **The Sun Lock Company Ltd.** (HK)

(**) Term: **14 Years**

(21) Appl. No.: **29/134,838**

(22) Filed: **Dec. 29, 2000**

(51) **LOC (7) Cl.** **08-07**

(52) **U.S. Cl.** **D8/333; D20/27**

(58) **Field of Search** D8/330, 331, 333,
D8/334; D20/27; 70/14, 22-30, 49, 51,
52, 38 B, 57, 63, 64, 69, 76; 40/299.01,
655

(56) **References Cited**

U.S. PATENT DOCUMENTS

- D. 364,551 * 11/1995 Christenson et al. D8/334
- D. 434,965 * 12/2000 Ling D8/333
- D. 439,825 * 4/2001 Lai D8/334

* cited by examiner

Primary Examiner—Jennifer Rivard

(74) *Attorney, Agent, or Firm*—Melvin I. Stoltz

(57) **CLAIM**

The ornamental design for a dual locking luggage tag, as shown and described.

DESCRIPTION

FIG. 1 is a front view of the dual locking luggage tag showing my new design;

FIG. 2 is a left side view thereof;

FIG. 3 is a right side view thereof;

FIG. 4 is a rear view thereof;

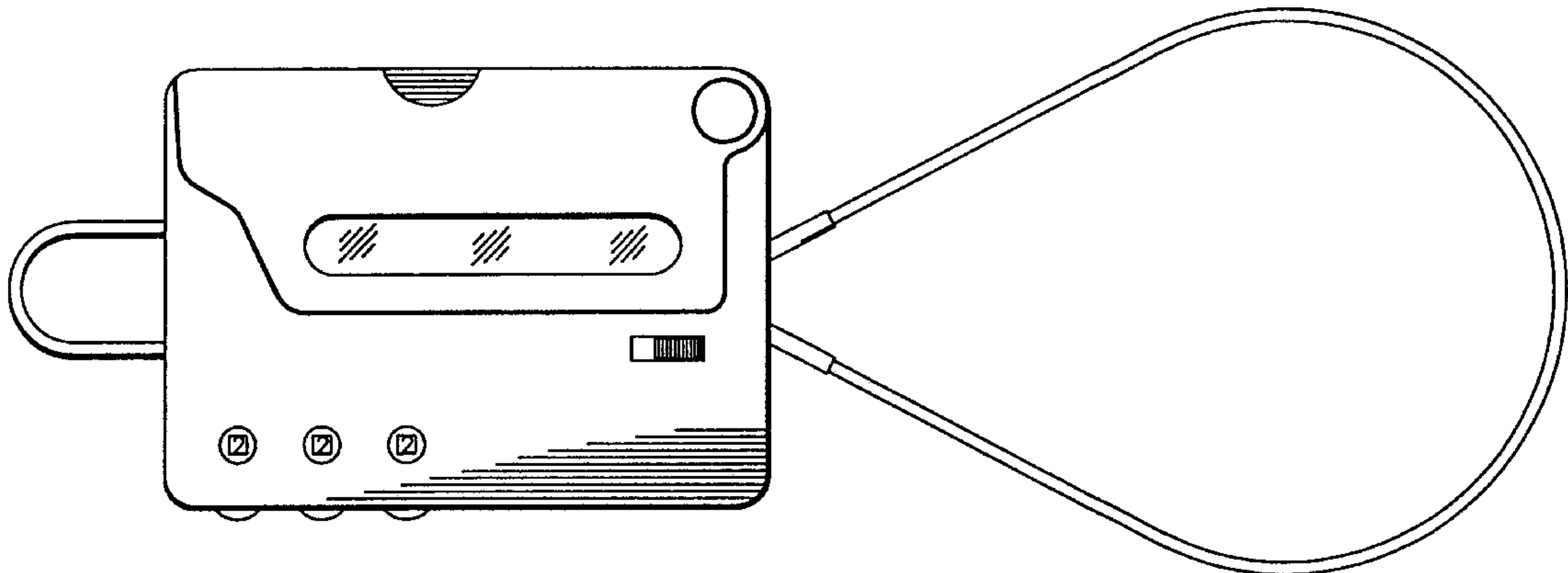
FIG. 5 is a bottom edge view thereof, with the locking cable removed;

FIG. 6 is a top edge view thereof; and,

FIG. 7 is a front view thereof depicting the pivotable plate of the dual locking luggage tag in its open position.

FIGS. 5 and 6 are disclosed without the locking cable for convenience of illustration.

1 Claim, 3 Drawing Sheets



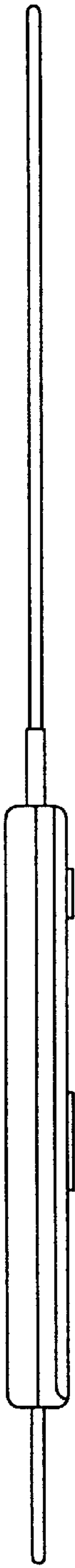


FIG. 3

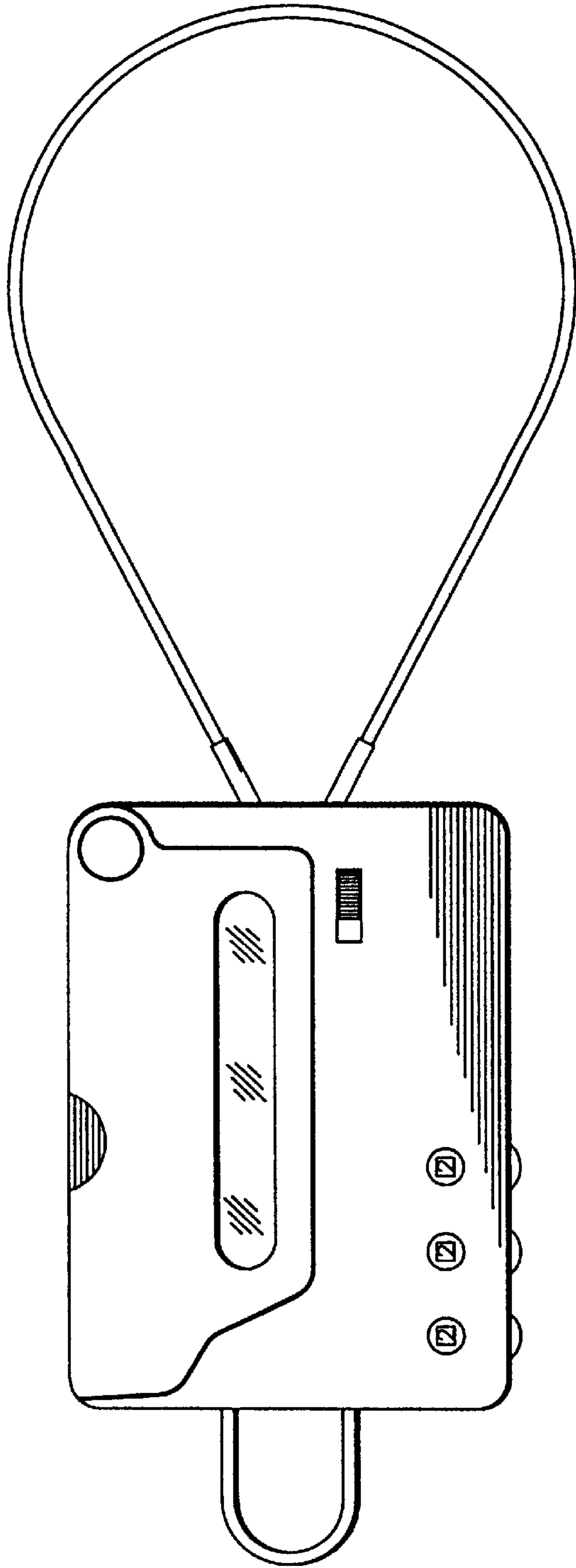


FIG. 1



FIG. 2

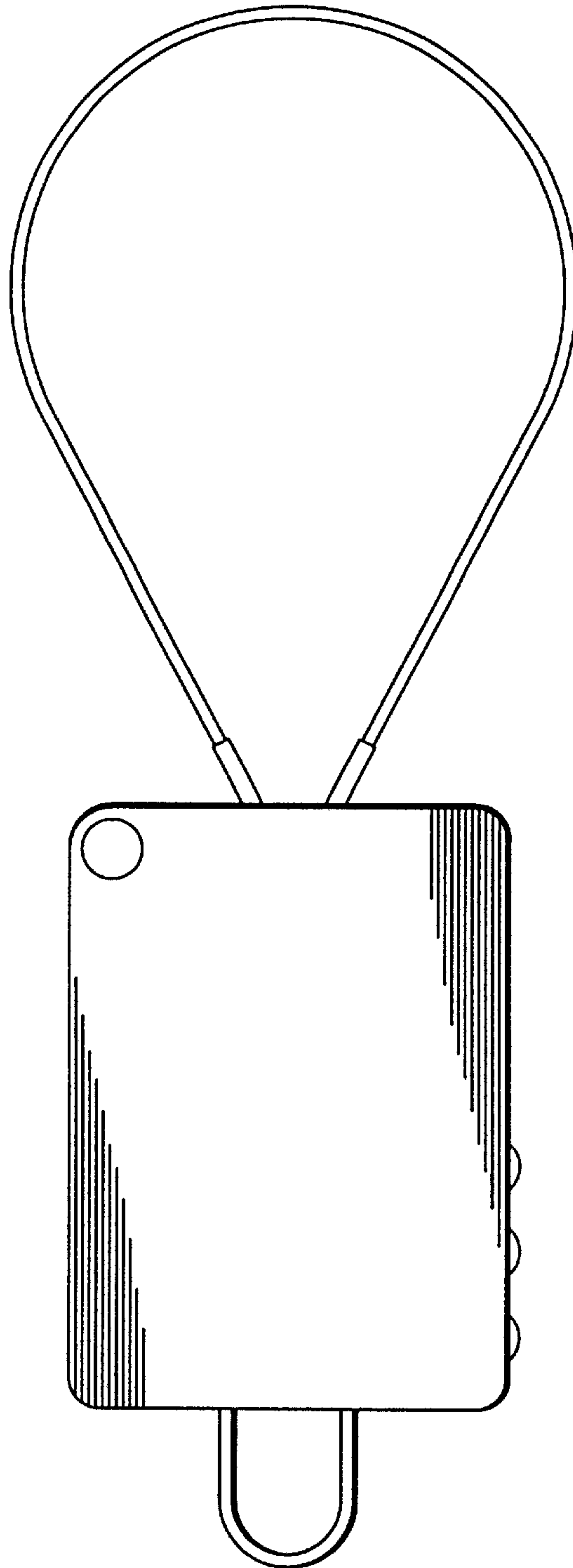


FIG. 4




FIG. 5

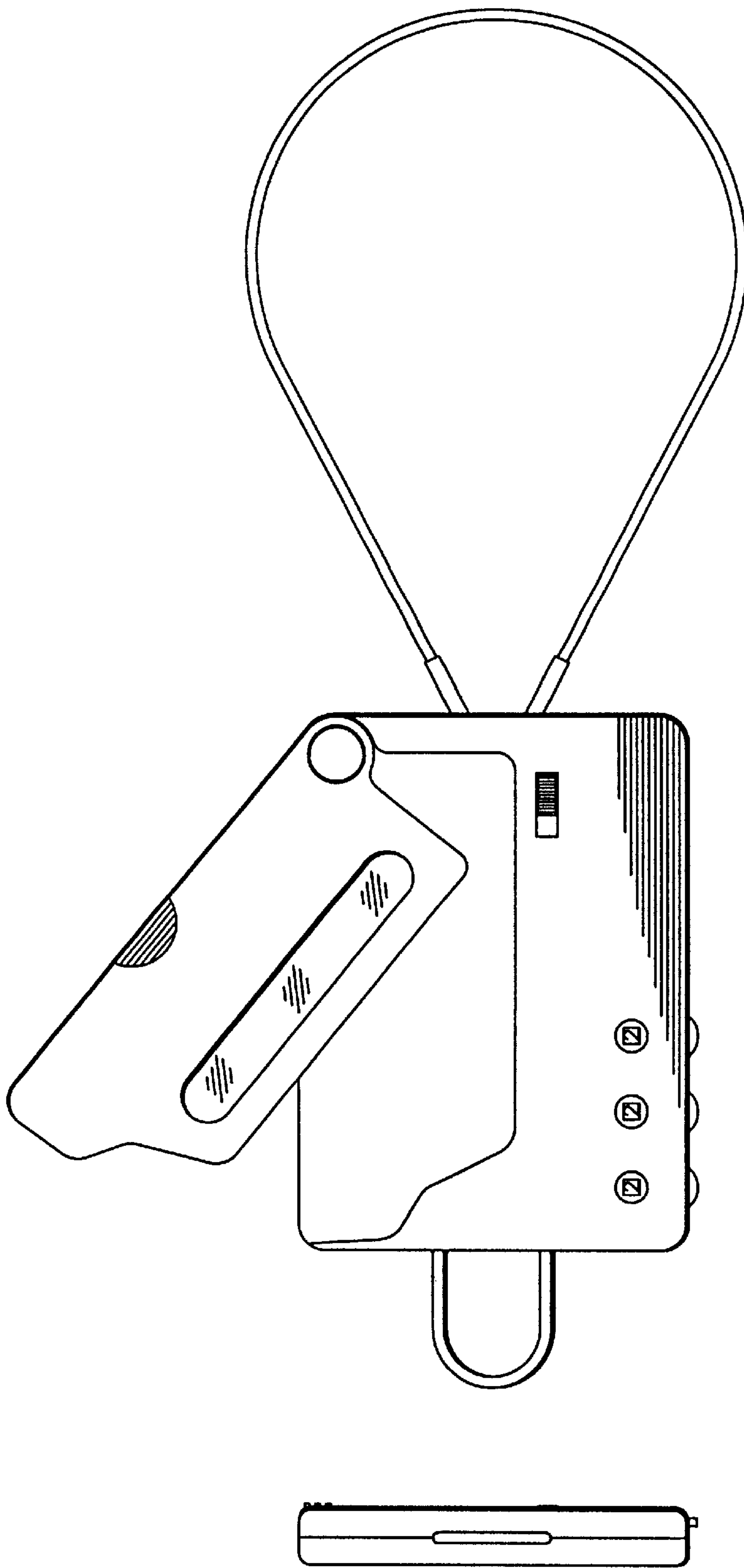


FIG. 7

FIG. 6