



US00D448270B1

(12) **United States Design Patent**
Sekishiro et al.

(10) **Patent No.:** **US D448,270 S**

(45) **Date of Patent:** **** Sep. 25, 2001**

(54) **DOOR PULL FOR A VEHICLE**

5,952,630 * 9/1999 Fillion et al. 200/308

(75) Inventors: **Daryl J. Sekishiro**, Lewisville, TX (US); **Robert I. Huntley**, Grand Junction, CO (US); **Louis D. Heilaneh**, Lewisville; **Phillip J. Hall**, Denton, both of TX (US)

* cited by examiner

Primary Examiner—B. J. Bullock
(74) *Attorney, Agent, or Firm*—Sidley Austin Brown & Wood

(73) Assignee: **PACCAR INC**, Bellevue, WA (US)

(**) Term: **14 Years**

(57) **CLAIM**

The ornamental design for a door pull for a vehicle, as shown and described.

(21) Appl. No.: **29/117,164**

(22) Filed: **Jan. 18, 2000**

DESCRIPTION

(51) **LOC (7) Cl.** **08-06**

(52) **U.S. Cl.** **D8/302**; D8/315

(58) **Field of Search** D8/300, 301, 302, D8/315-320; D12/190, 195; 16/412, 903; 296/153; 200/5 R, 52 R, 308; 297/411.21

FIG. 1 is a perspective view of a door pull for a vehicle showing a first embodiment of our new design;

FIG. 2 is a top view thereof;

FIG. 3 is a bottom view thereof;

FIG. 4 is a side view thereof;

FIG. 5 is an opposite side view thereof;

FIG. 6 is a front view thereof;

FIG. 7 is a rear view thereof; and,

FIG. 8 is a perspective view of a door pull for a vehicle according to a second embodiment of our novel design which is identical to that shown in FIGS. 1-7 except it is mirror symmetrical and has a modified button layout as shown.

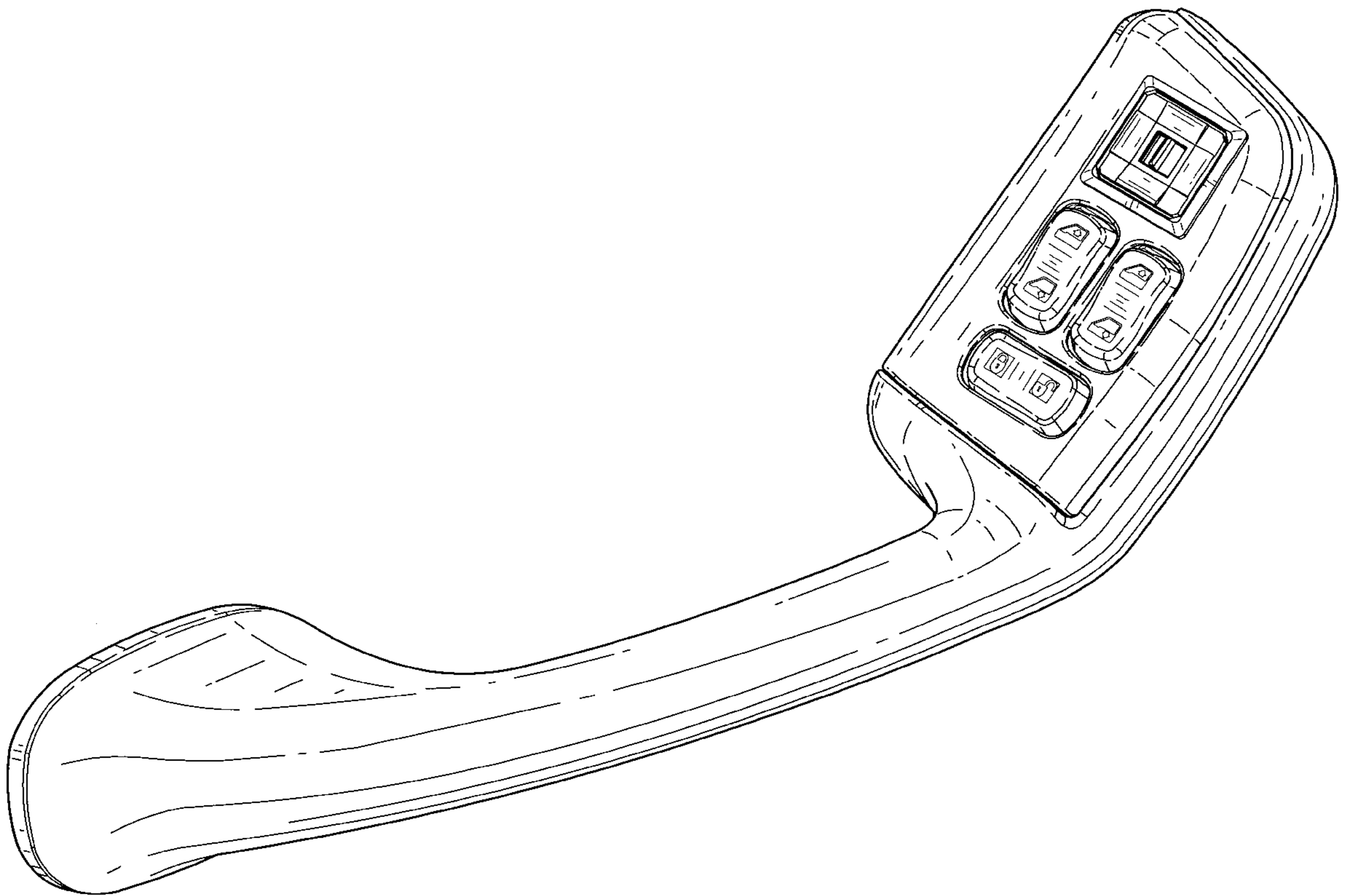
The adjacent parts shown in broken lines are for illustrative purposes only and form no part of the claimed design.

(56) **References Cited**

U.S. PATENT DOCUMENTS

- D. 387,024 12/1997 Hellhake et al. D12/195
- 4,975,547 * 12/1990 Nakayama et al. 200/5 R
- 5,286,078 * 2/1994 Mottino et al. 297/411.21
- 5,448,028 * 9/1995 Fillion et al. 200/52 R
- 5,557,080 * 9/1996 Hayakawa 200/5 R
- 5,668,357 * 9/1997 Takiguchi et al. 200/5 R

1 Claim, 5 Drawing Sheets



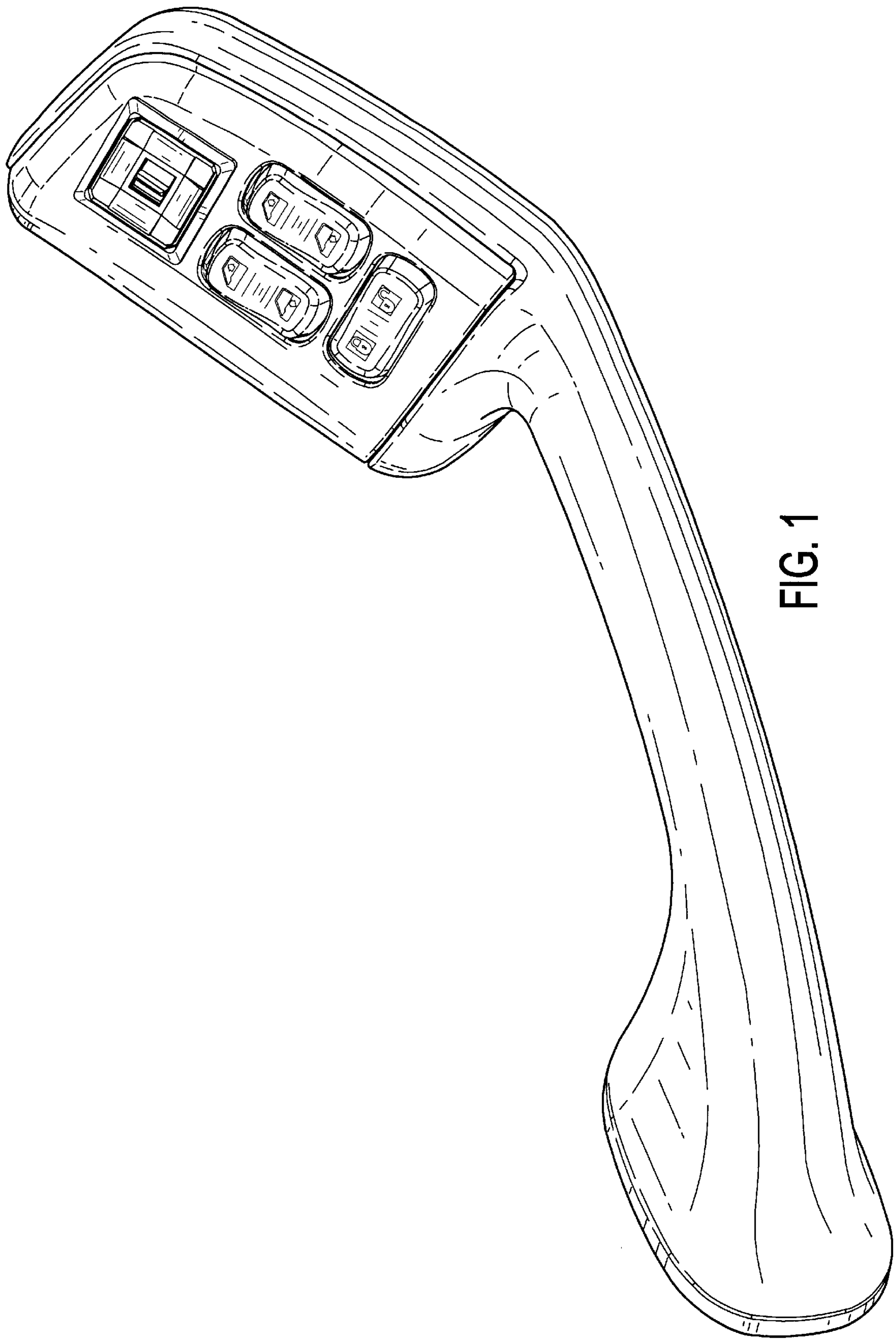


FIG. 1




FIG. 2

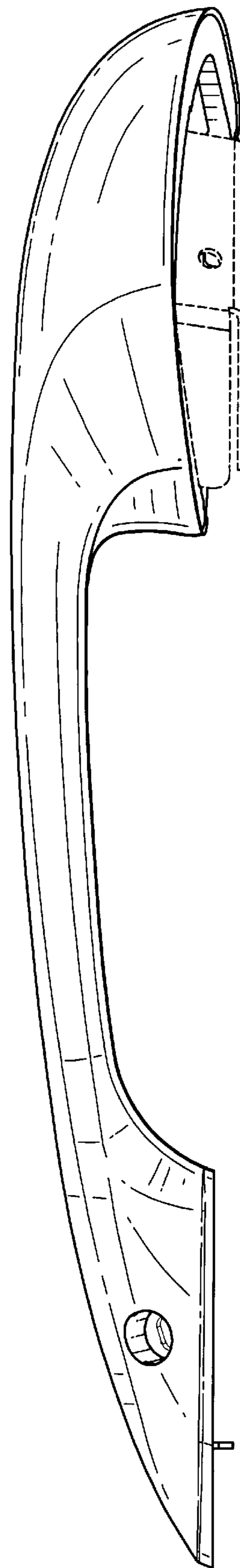


FIG. 3

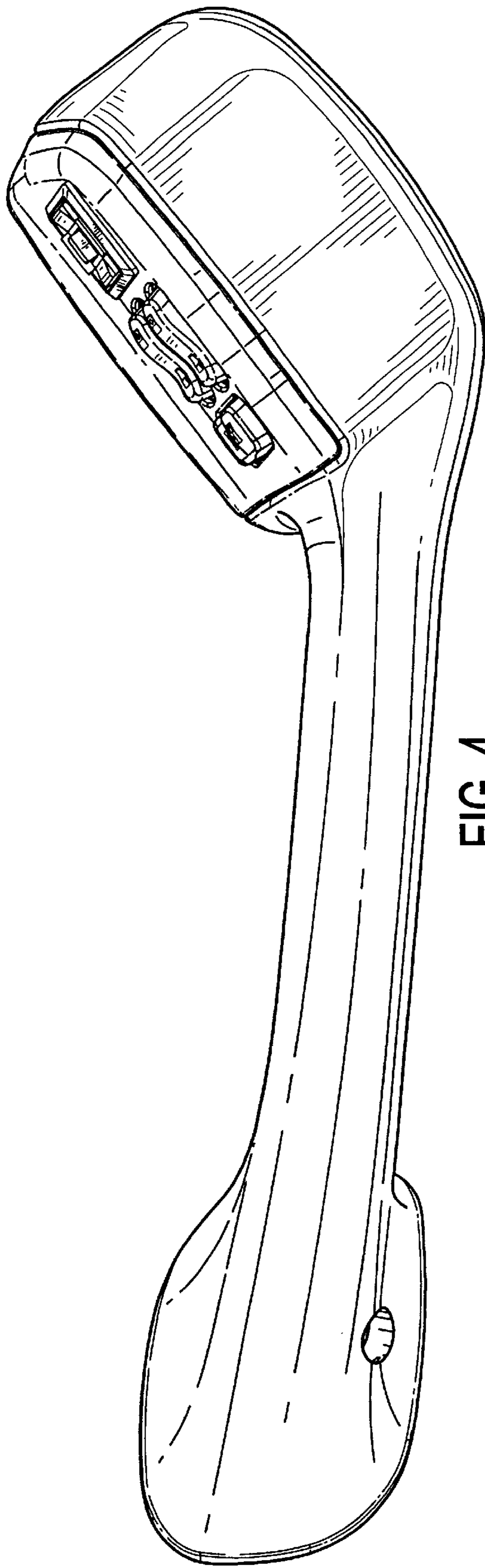


FIG. 4

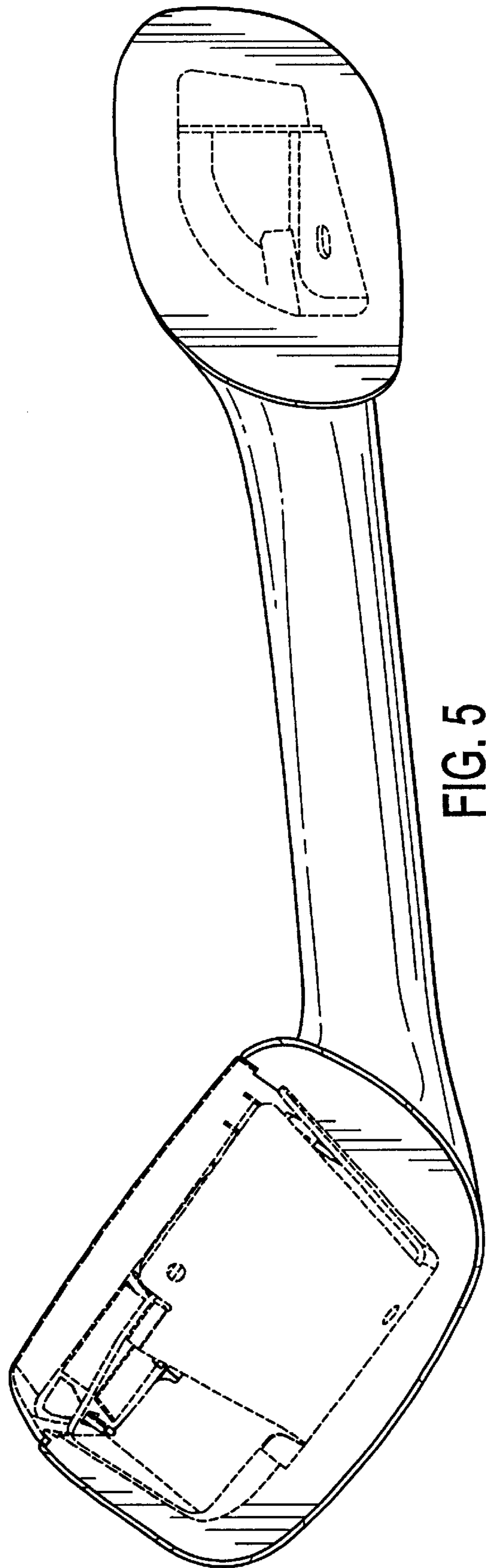


FIG. 5




FIG. 6




FIG. 7

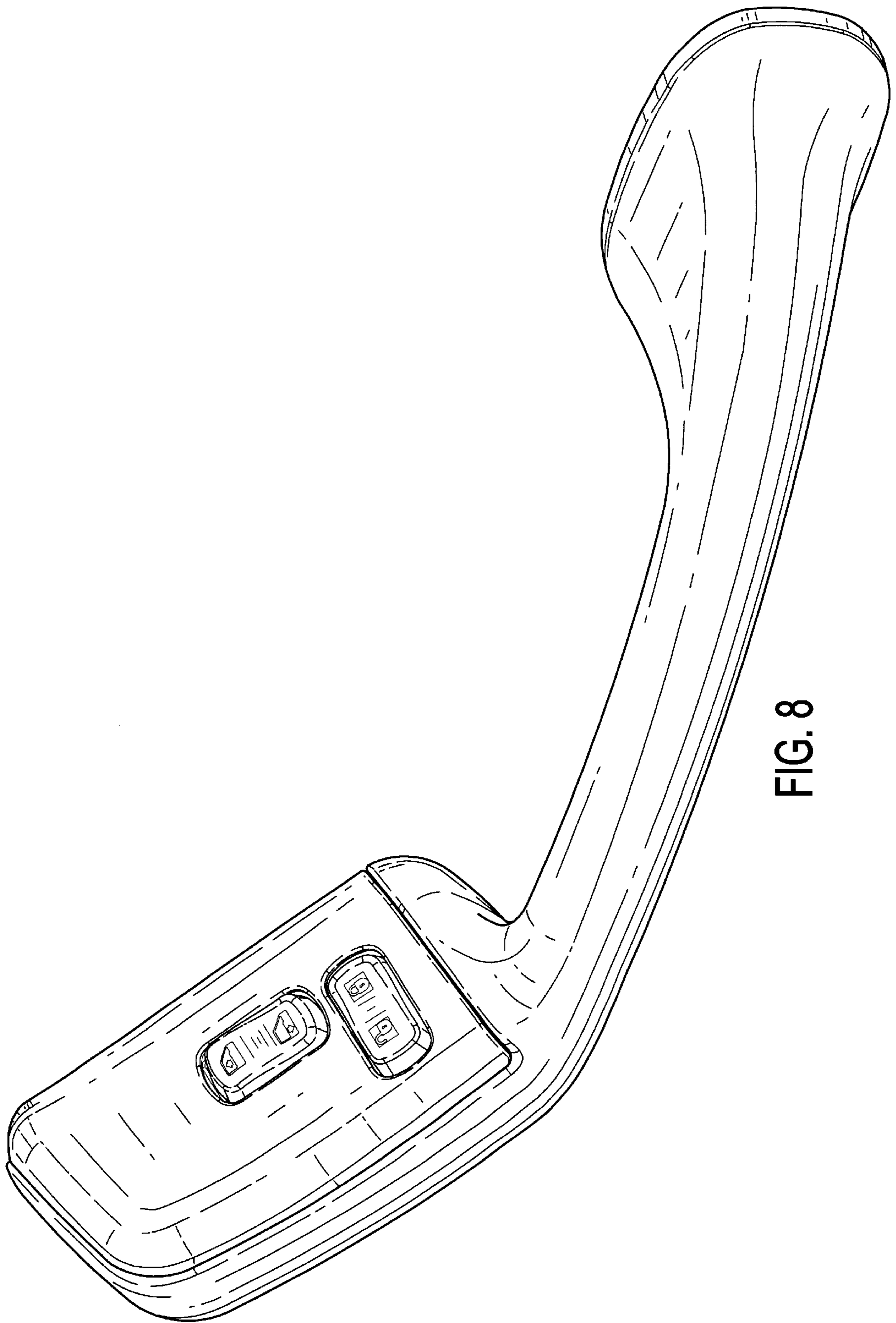


FIG. 8