



US00D448256B1

(12) **United States Design Patent**  
**Ancona et al.**

(10) **Patent No.:** **US D448,256 S**

(45) **Date of Patent:** **\*\* Sep. 25, 2001**

(54) **GRATER**

(75) Inventors: **Bruce E. Ancona; Joseph E. Gasparino**, both of New York, NY (US)

(73) Assignee: **World Kitchen, Inc.**, Elmira, NY (US)

(\*\*) Term: **14 Years**

(21) Appl. No.: **29/117,033**

(22) Filed: **Jan. 14, 2000**

(51) **LOC (7) Cl.** ..... **07-04**

(52) **U.S. Cl.** ..... **D7/678**

(58) **Field of Search** ..... D7/678, 673, 693, D7/381, 385, 412, 669; 241/95, 168, 273.1-273.4, 274

(56) **References Cited**

**U.S. PATENT DOCUMENTS**

D. 262,933	*	2/1982	Stoll	.....	D7/678
D. 337,489	*	7/1993	So	.....	D7/678
D. 378,336	*	3/1997	Pedrini	.....	D7/678
D. 409,454		5/1999	Blaise	.....	D7/678

1,915,869	*	6/1933	Rowley	.....	241/95
2,405,056	*	7/1946	Rosenbloom	.....	241/273.1
2,413,151	*	12/1946	Nu Dell	.....	241/168
3,121,450	*	2/1964	Cronheim	.....	241/168 X

\* cited by examiner

*Primary Examiner*—Terry A. Wallace

(74) *Attorney, Agent, or Firm*—Wolf, Greenfield & Sacks, P.C.

(57) **CLAIM**

The ornamental design for a grater, as shown and described.

**DESCRIPTION**

FIG. 1 is a side, front perspective view of a grater showing our new design, the grating openings are shown in broken lines for illustrative purposes only and form no part of the claimed design.

FIG. 2 is a front view thereof;

FIG. 3 is a rear view thereof;

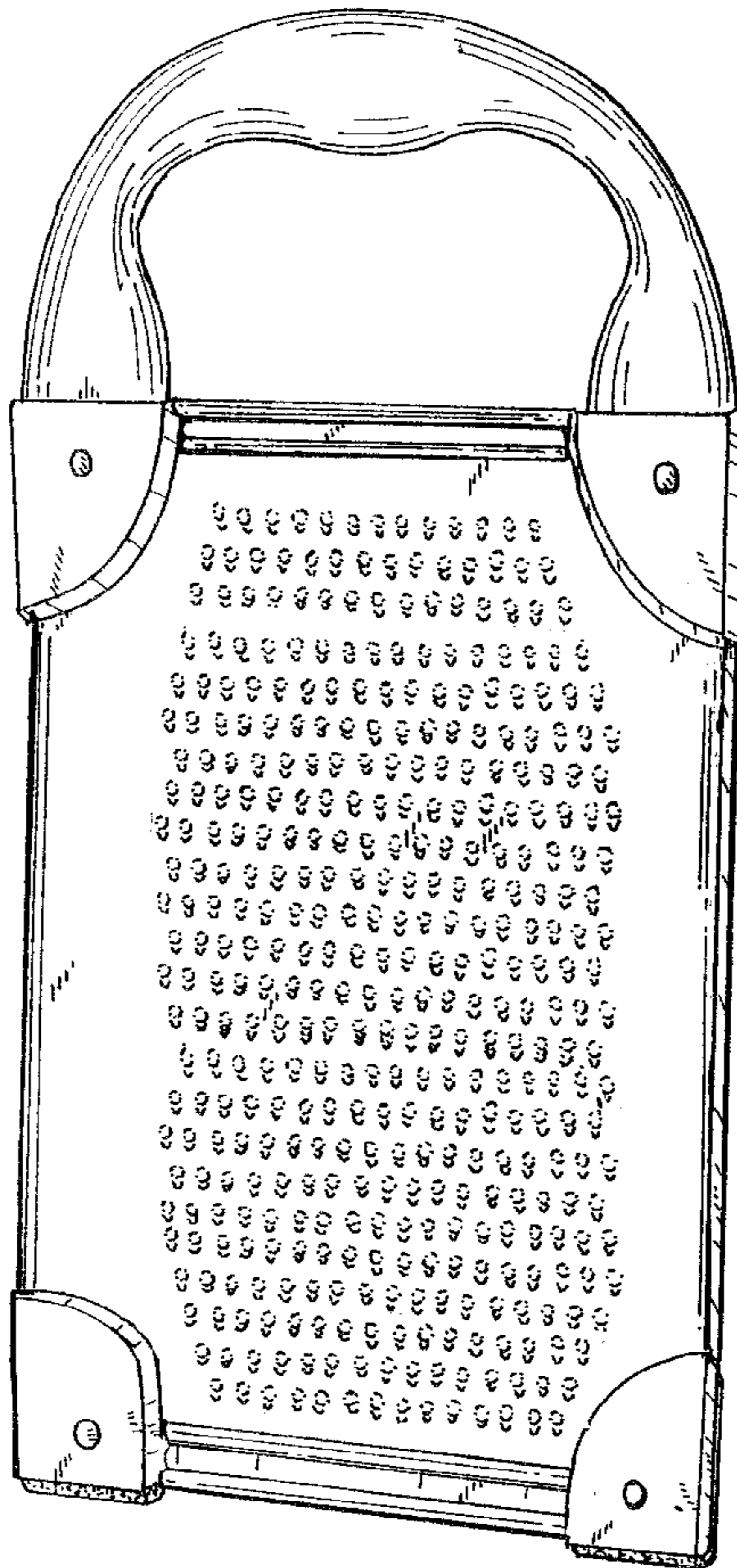
FIG. 4 is a left side view thereof;

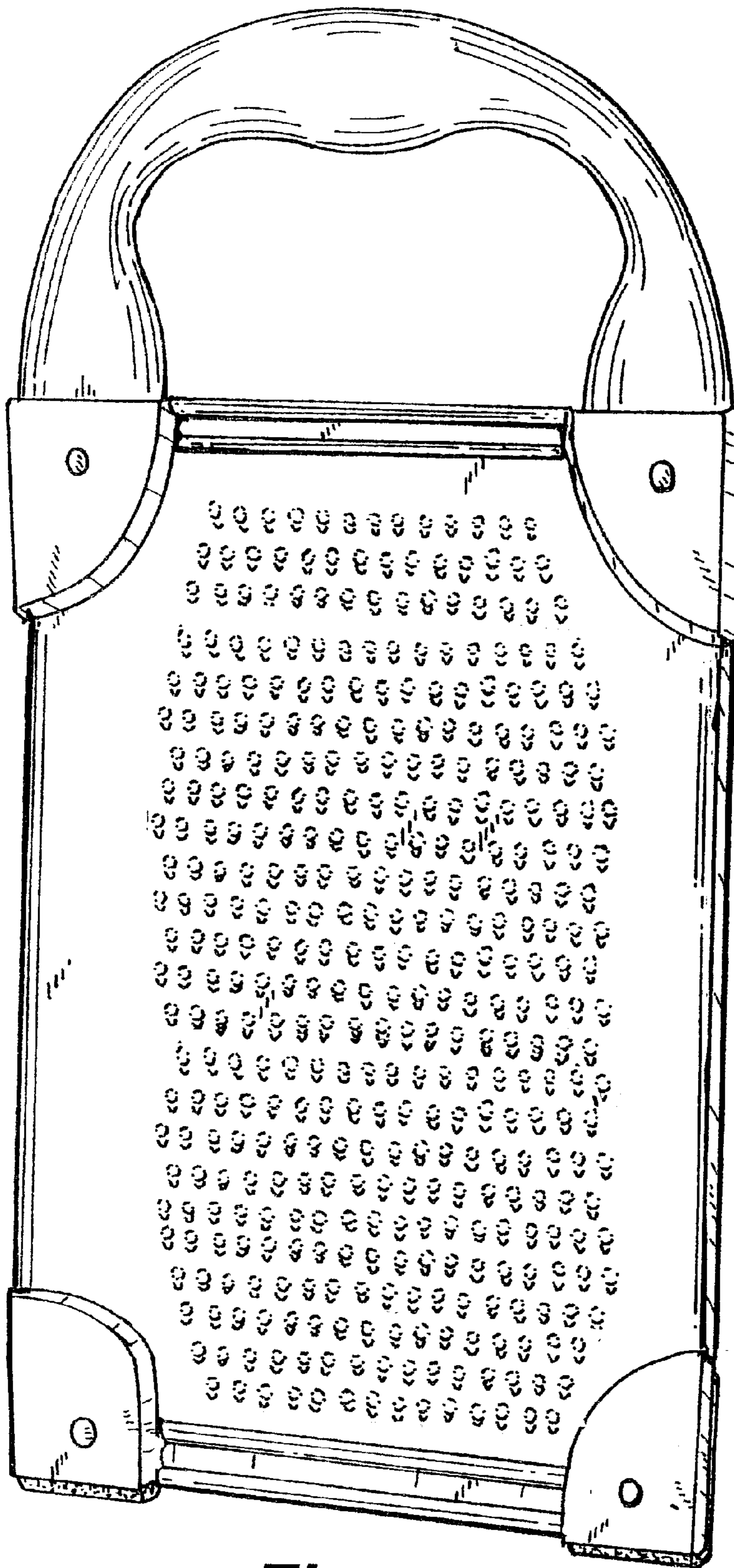
FIG. 5 is a right side view thereof;

FIG. 6 is a top view thereof; and,

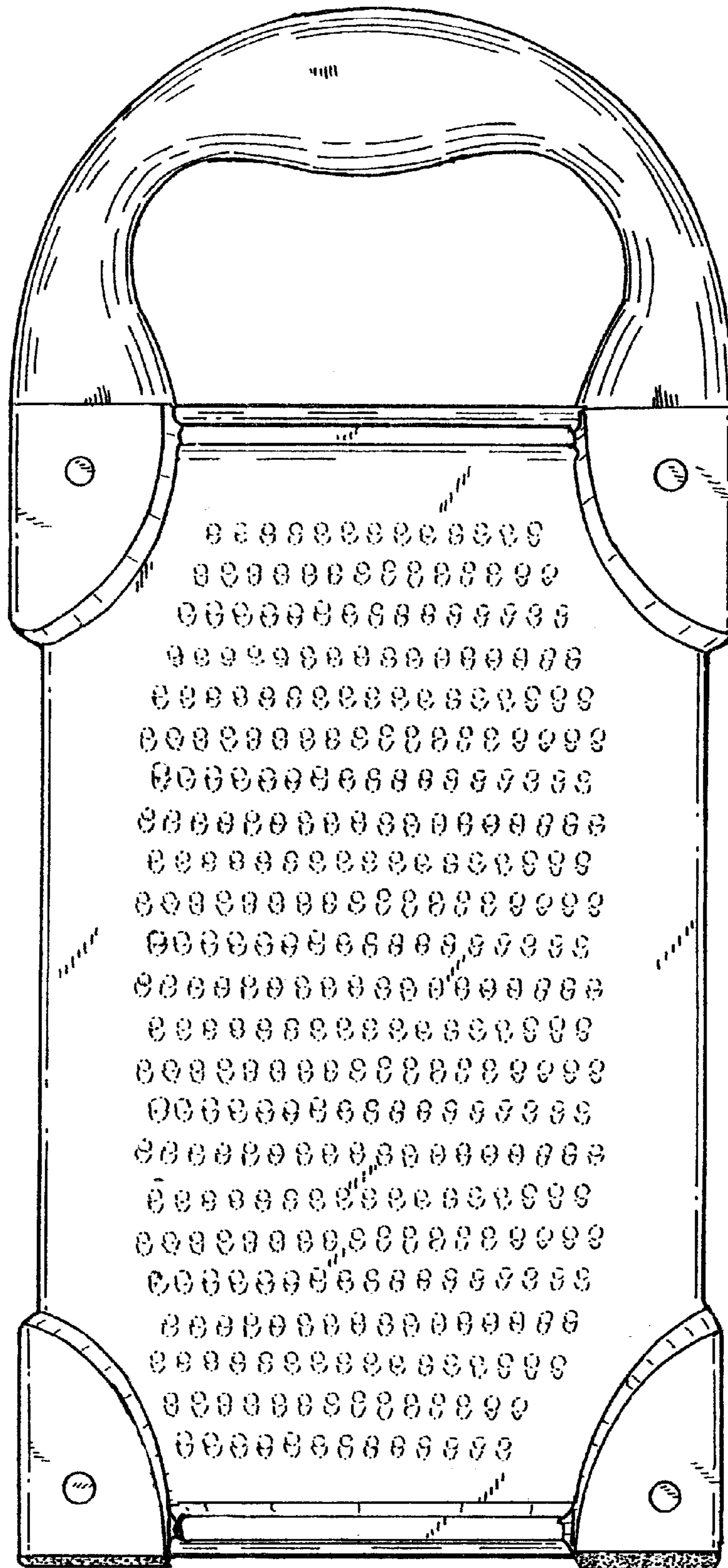
FIG. 7 is a bottom view thereof.

**1 Claim, 4 Drawing Sheets**

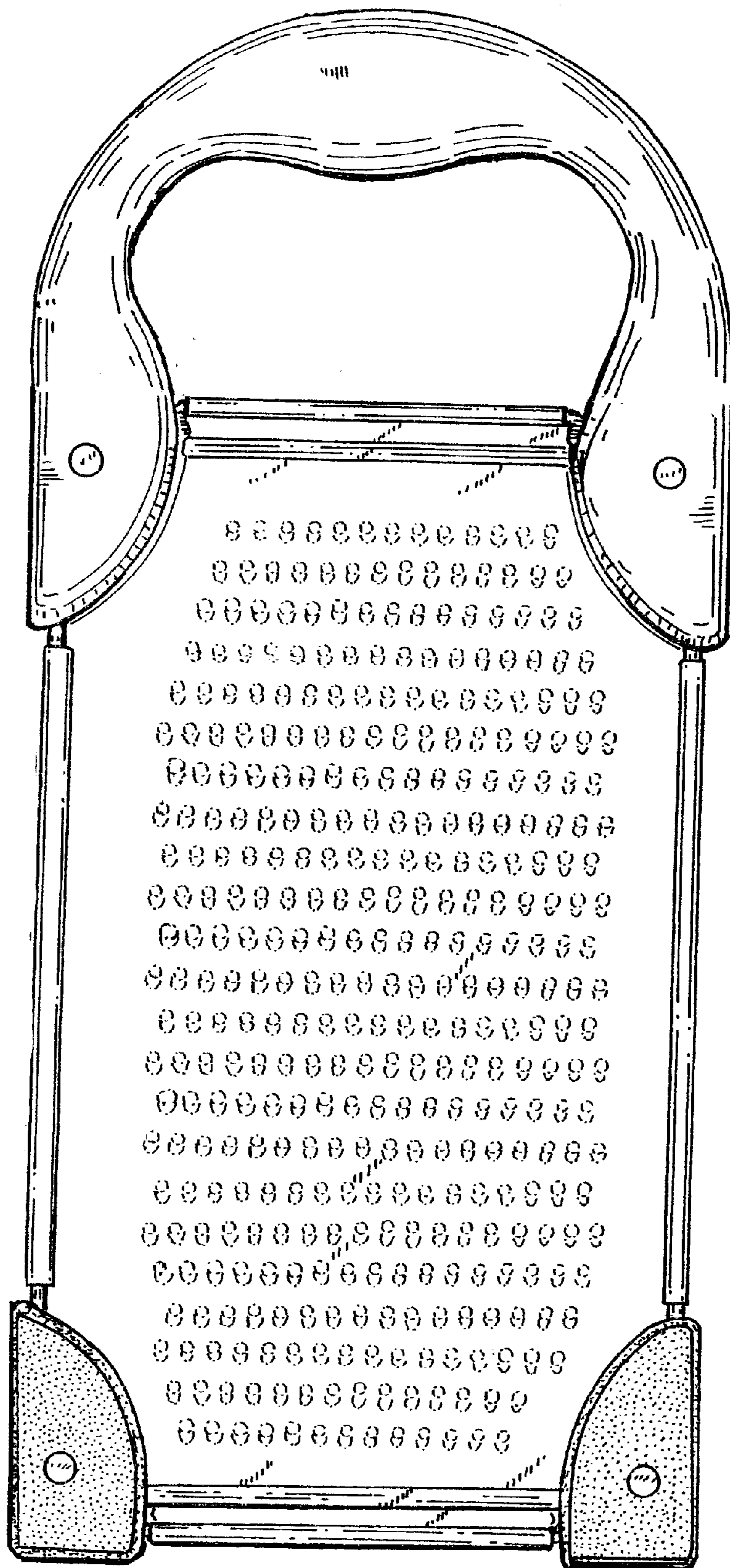





**Fig. 1**



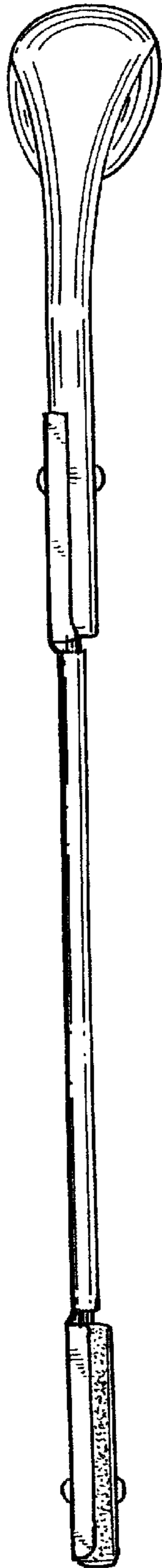
**Fig. 2**



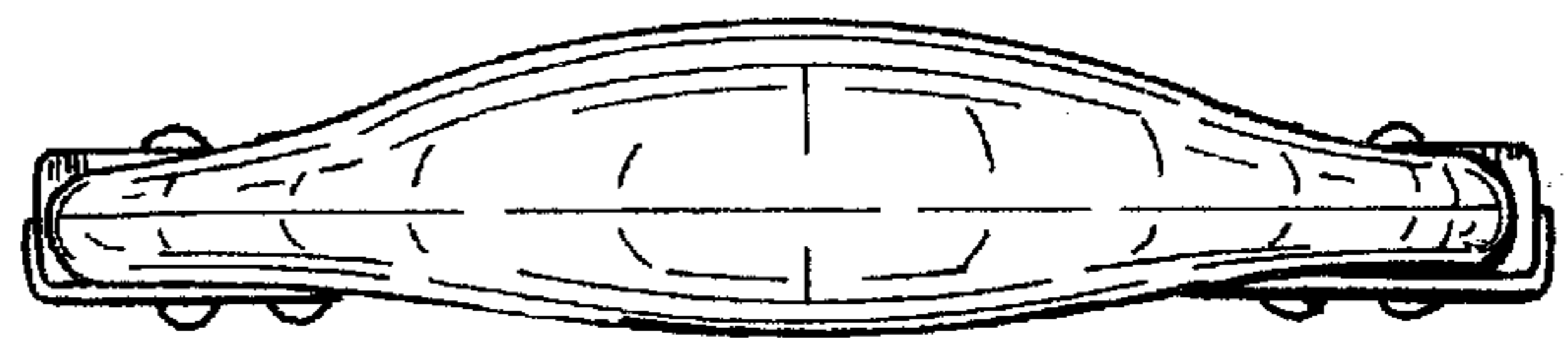
**Fig. 3**



**Fig. 4**



**Fig. 5**



**Fig. 6**



**Fig. 7**