



US00D448241B1

(12) **United States Design Patent**
Morris, Jr.

(10) **Patent No.:** **US D448,241 S**

(45) **Date of Patent:** **** Sep. 25, 2001**

(54) **SHOT GLASS**

(76) **Inventor:** **Danny R. Morris, Jr.**, 1086 Corwin Ave., Hamilton, OH (US) 45015

(**) **Term:** **14 Years**

(21) **Appl. No.:** **29/138,031**

(22) **Filed:** **Mar. 5, 2001**

(51) **LOC (7) Cl.** **07-01**

(52) **U.S. Cl.** **D7/507; D7/509; D7/514**

(58) **Field of Search** **D7/509, 507, 514, D7/515, 523, 532; 206/517, 519, 520; 229/1, 513; 220/713, 715, 729, 23, 89, 675**

(56) **References Cited**

U.S. PATENT DOCUMENTS

D. 223,703	*	5/1972	Cheladze	D9/523
D. 243,832	*	3/1977	Shveda	D7/507
D. 258,188	*	2/1981	Wilson	D7/507
D. 262,680	*	1/1982	Lack et al.	D7/523
D. 369,721	*	5/1996	Shiao-Chiung et al.	D7/518

D. 376,071	*	12/1996	Ballin	D7/523
D. 381,869	*	8/1997	Jeppesen et al.	D7/532
D. 392,842	*	3/1998	Parpaiola	D7/509
D. 424,875	*	5/2000	Husted	D7/510
D. 429,958	*	8/2000	Wilson	D7/509
D. 430,777	*	9/2000	Husted	D7/511

* cited by examiner

Primary Examiner—M. N. Pandozzi

(74) *Attorney, Agent, or Firm*—Neal O. Willmann


(57) **CLAIM**

The ornamental design for a shot glass, as shown and described.

DESCRIPTION

FIG. 1 is an elevated side view of my new design for a shot glass, all side views being identical; FIG. 2 is a bottom plan view of thereof; FIG. 3 is a perspective view thereof; and, FIG. 4 is a top plan view thereof.

1 Claim, 1 Drawing Sheet






Fig. 1




Fig. 2




Fig. 3

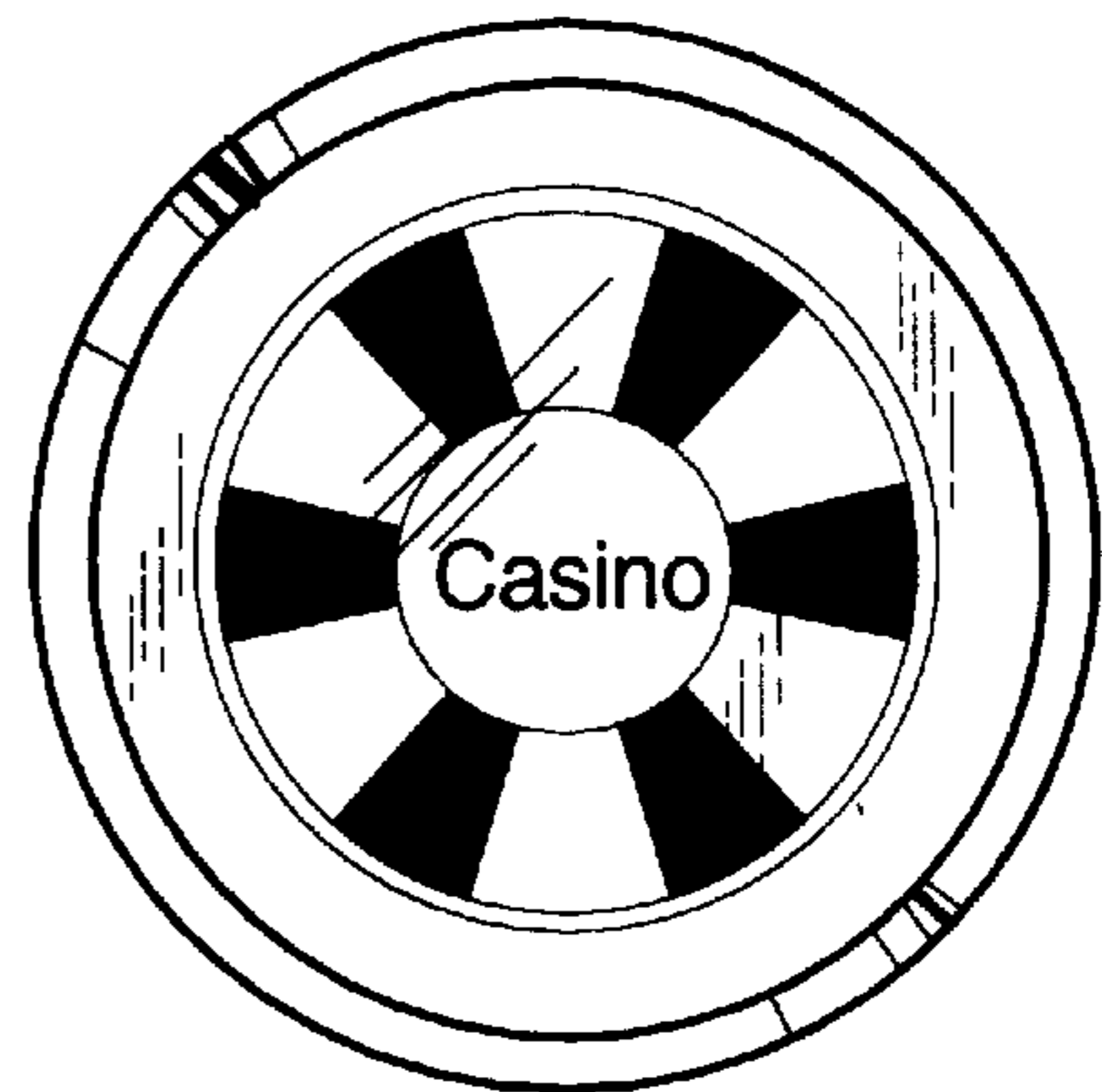


Fig. 4