



US00D448240B1

(12) **United States Design Patent**  
**Inoue**

(10) **Patent No.:** **US D448,240 S**

(45) **Date of Patent:** **\*\* Sep. 25, 2001**

(54) **IGNITER**

D. 425,369 \* 5/2000 Sung ..... D7/416  
D. 437,526 \* 2/2001 Umemoto ..... D7/416

(75) Inventor: **Isao Inoue**, Oyama-cho (JP)

\* cited by examiner

(73) Assignee: **Tokai Corporation**, Tokyo (JP)

*Primary Examiner*—M. N. Pandozzi

(\*\*) Term: **14 Years**

(74) *Attorney, Agent, or Firm*—BakerBotts, LLP

(21) Appl. No.: **29/133,380**

(57) **CLAIM**

(22) Filed: **Nov. 29, 2000**

The ornamental design for an igniter, substantially as shown and described.

(51) **LOC (7) Cl.** ..... **07-99**

**DESCRIPTION**

(52) **U.S. Cl.** ..... **D7/416**

(58) **Field of Search** ..... D7/416, 417; 126/25 B,  
126/414; 417/411; 431/13, 143, 375; D27/154,  
131, 147

FIG. 1 is a right side view of an igniter showing our new design,

FIG. 2 is a left side view thereof,

FIG. 3 is a top view thereof,

FIG. 4 is a bottom view thereof,

FIG. 5 is a rear view thereof; and,

FIG. 6 is a front view thereof.

(56) **References Cited**

**U.S. PATENT DOCUMENTS**

D. 298,272 \* 10/1988 Nitta ..... D7/416  
D. 365,726 \* 1/1996 Hsu ..... D7/416  
D. 405,644 \* 2/1999 Hsu ..... D7/416

**1 Claim, 2 Drawing Sheets**

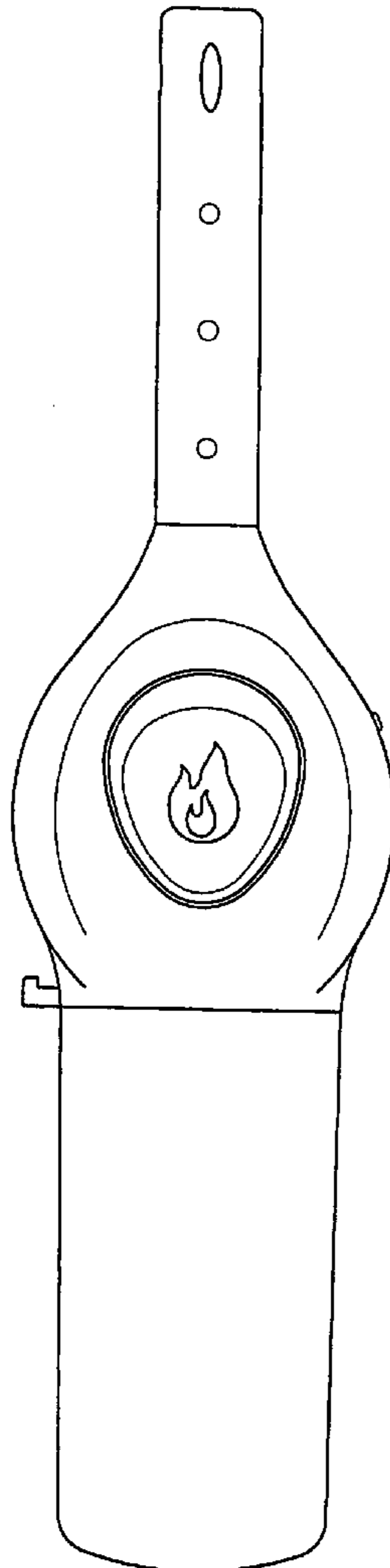


FIG. 1

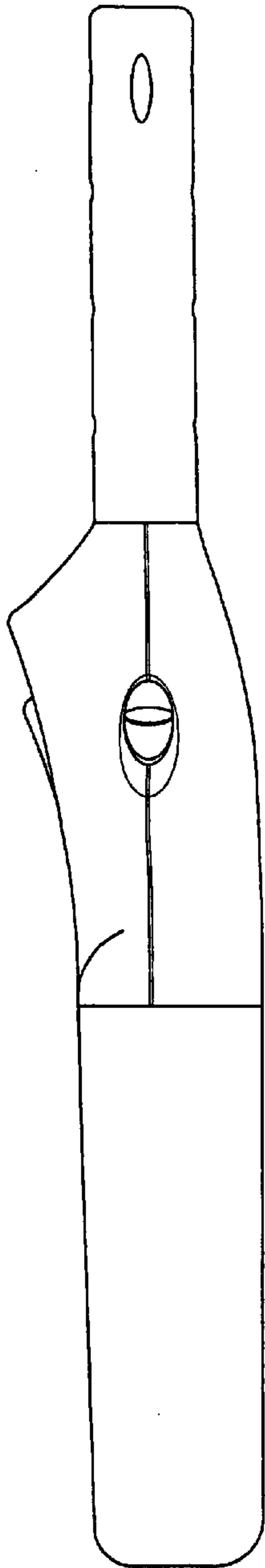


FIG. 2

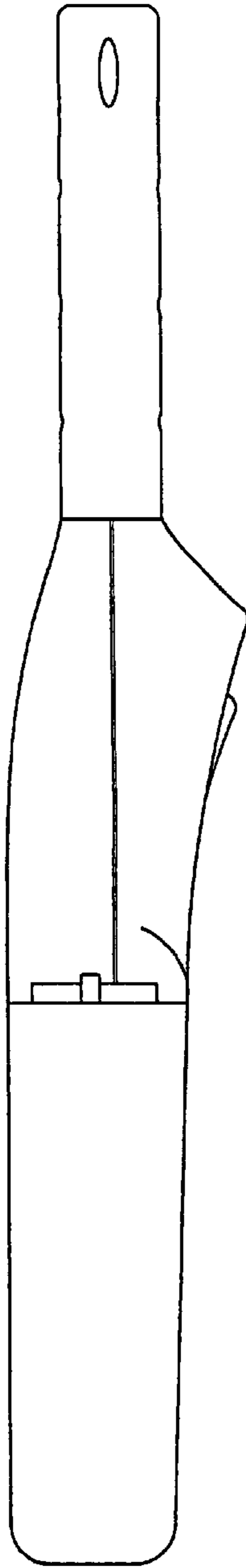


FIG. 3

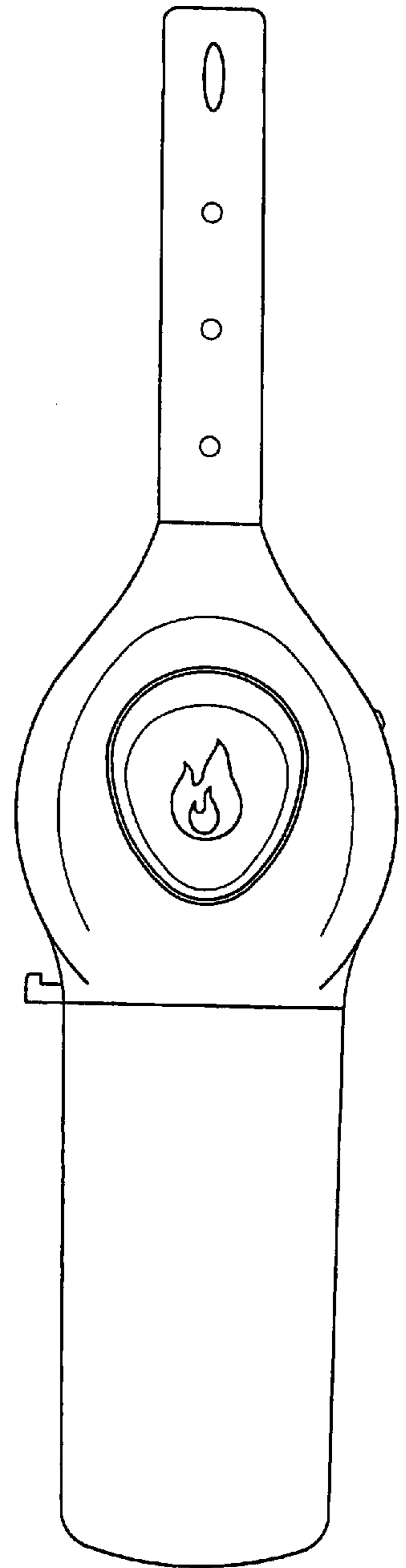


FIG. 4

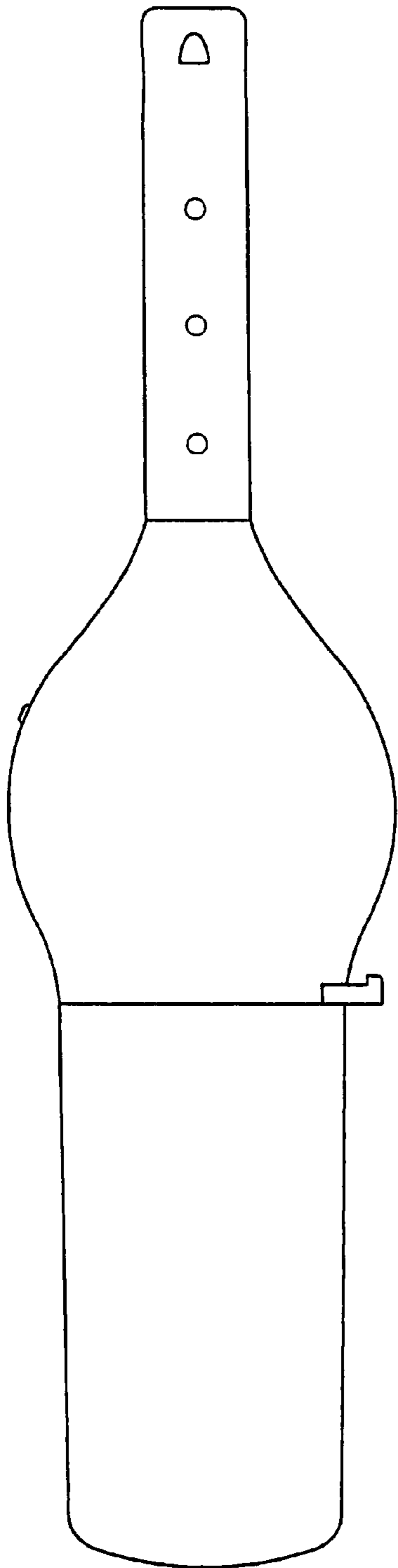


FIG. 5




FIG. 6

