



US00D448238B1

(12) **United States Design Patent**
Schmidt

(10) **Patent No.:** **US D448,238 S**

(45) **Date of Patent:** **** Sep. 25, 2001**

(54) **COMBINED ROASTER OVEN WITH HINGED COVER**

(75) **Inventor:** **Bruce E. Schmidt**, Maribel, WI (US)

(73) **Assignee:** **The Metal Ware Corporation**, Two Rivers, WI (US)

(**) **Term:** **14 Years**

(21) **Appl. No.:** **29/105,747**

(22) **Filed:** **Jun. 1, 1999**

(51) **LOC (7) Cl.** **07-02**

(52) **U.S. Cl.** **D7/362; D7/360**

(58) **Field of Search** D7/348, 350-351, D7/354, 402, 323, 360, 362, 363, 337; 126/273 R, 275 R, 275 E, 19 M, 19 R, 21 A, 200, 294, 41 R; 219/678, 680, 756-758, 400; 99/421 H, 419, 427, 426, 332, 482, 446, 331

(56) **References Cited**

U.S. PATENT DOCUMENTS

D. 281,215	11/1985	Lastuck .	
D. 356,230	3/1995	Dornbush et al. .	
D. 357,383	4/1995	Dornbush et al. .	
D. 366,592	* 1/1996	Cesaroni et al.	D7/360
D. 369,274	4/1996	Dornbush et al. .	
D. 378,484	3/1997	Harrison .	
D. 420,246	* 2/2000	Alonge et al.	D7/360
D. 425,360	* 5/2000	Dobson et al.	D7/360
D. 427,480	* 7/2000	Brady	D7/354
5,245,159	9/1993	Chang .	
5,329,919	7/1994	Chang .	
5,357,848	* 10/1994	Eugster et al.	99/279
5,404,420	4/1995	Song .	
5,526,734	6/1996	Harrison .	

OTHER PUBLICATIONS

Nesco Products, Inc., Binghamton, NY, Nesco® leaflet, Form 75317 (Aug. 1978).

The Metal Ware Corp., Two Rivers, WI, The Line of the Times Leaflet, (1994).

The Metal Ware Corp., Two Rivers, WI, Nesco® Roaster Ovens with Nescote™ Non-Stick Cookwell leaflet, Form 5M, (Mar. 1997).

The Metal Ware Corp., Two Rivers, WI, Nesco®. The Nescote™ Non-Stick Cookwell leaflet, Form 10M, (Dec. 1994).

The Metal Ware Corp., Two Rivers, WI, Size-Wise leaflet, (1991).

The Metal Ware Corporation, Two Rivers, WI, Nesco® 6-Quart Promotional Roaster Oven leaflet, (1998).

* cited by examiner

Primary Examiner—Ruth McInroy

(74) *Attorney, Agent, or Firm*—Godfrey & Kahn, S.C.

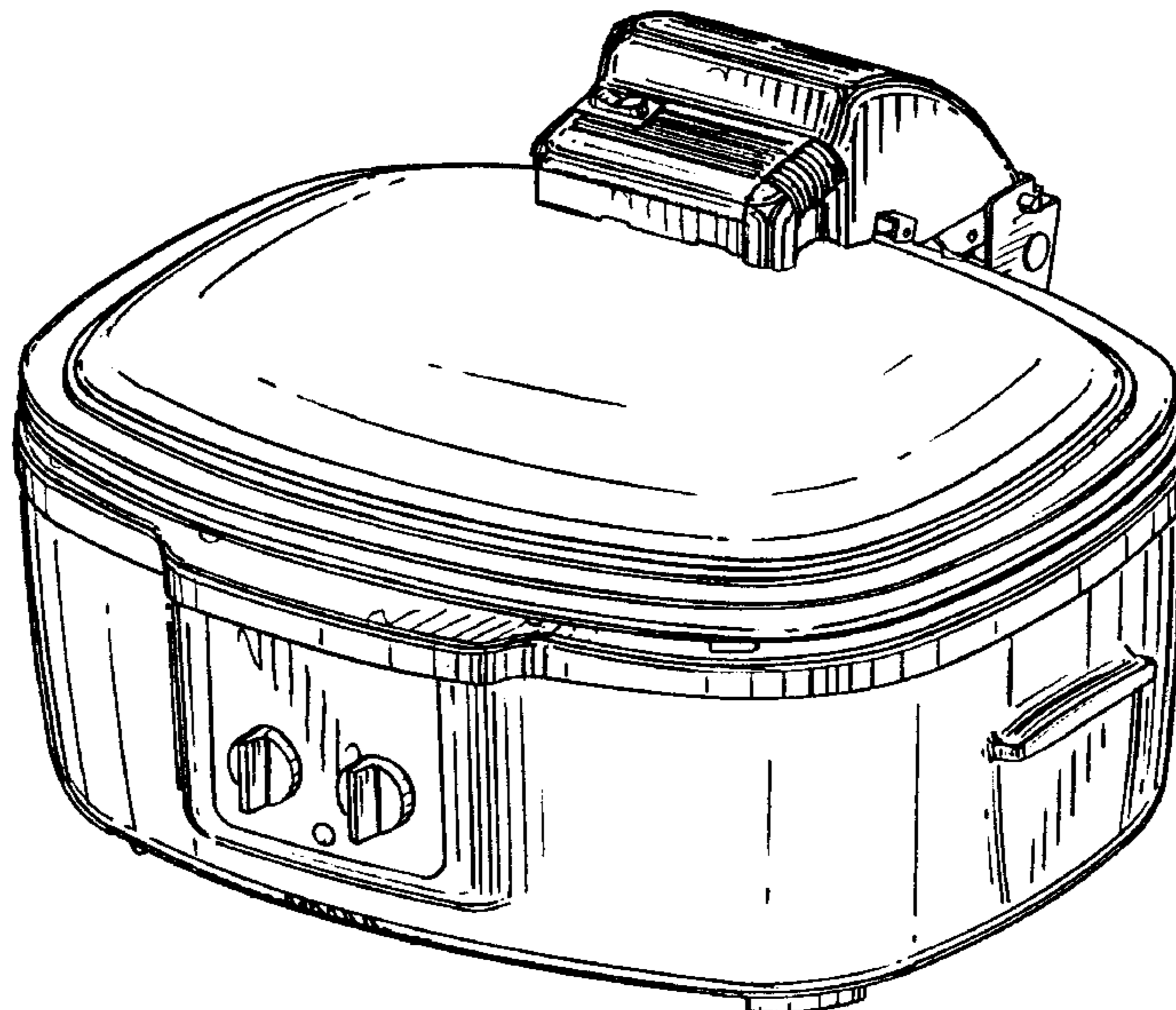
(57) **CLAIM**

The ornamental design of a combined roaster oven with hinged cover, as shown and described.

DESCRIPTION

FIG. 1 is a perspective view of a combined roaster oven with hinged cover showing my new design; FIG. 2 is a front view thereof; FIG. 3 is a top view thereof; FIG. 4 is a left, end view thereof; FIG. 5 is a right, end view thereof; FIG. 6 is a bottom view thereof; and, FIG. 7 is a back view thereof.

1 Claim, 4 Drawing Sheets



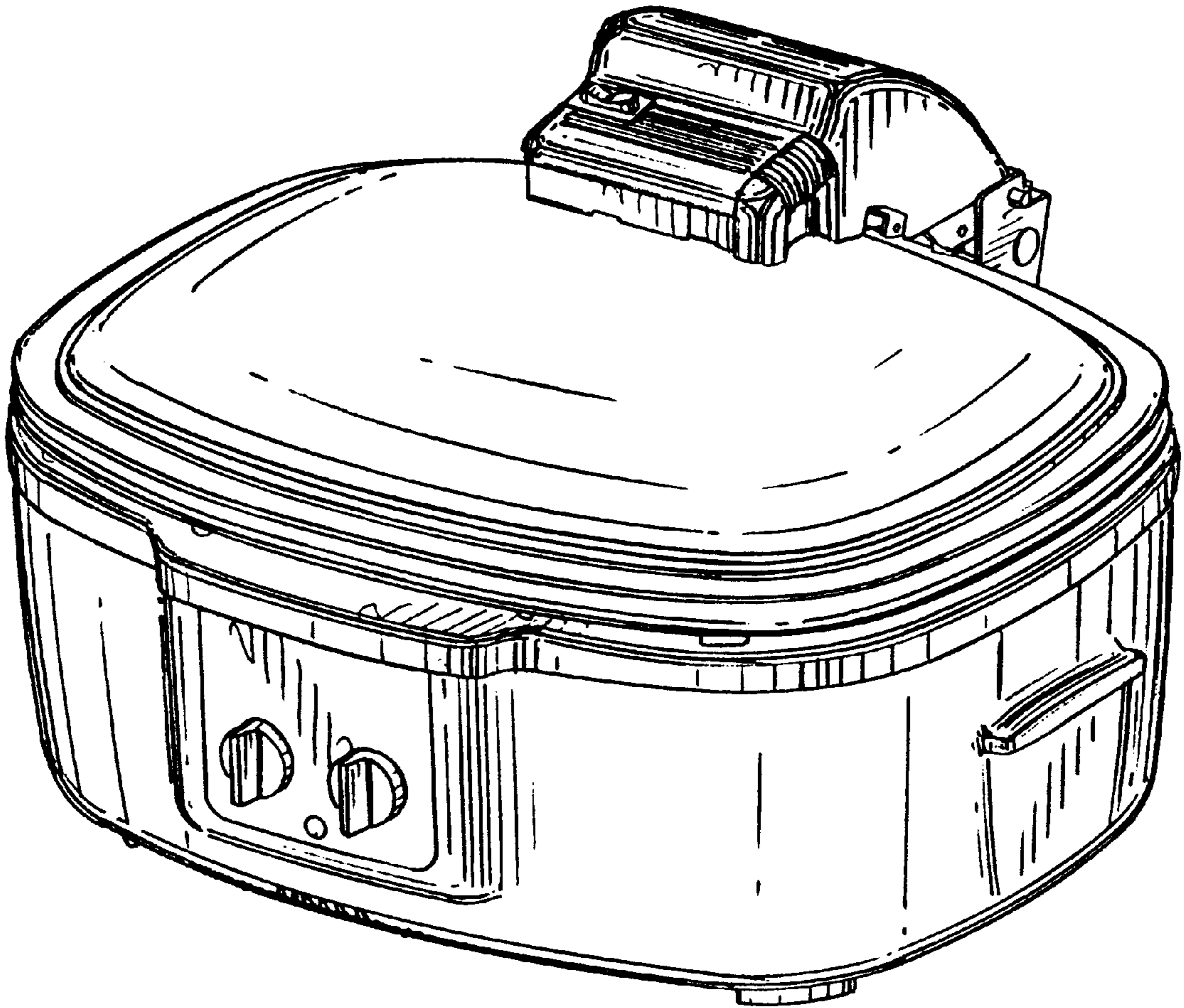


FIG. 1

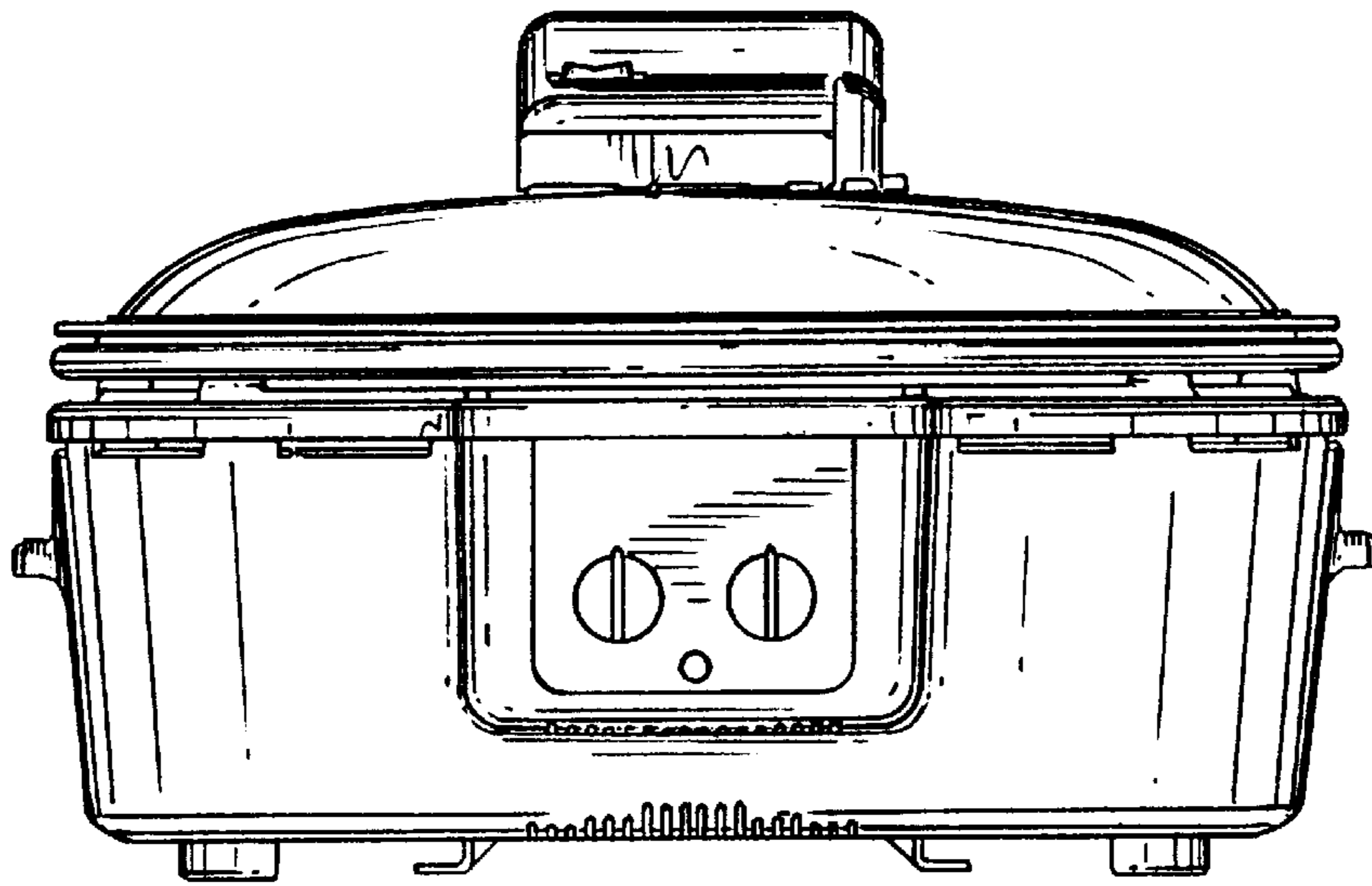


FIG. 2

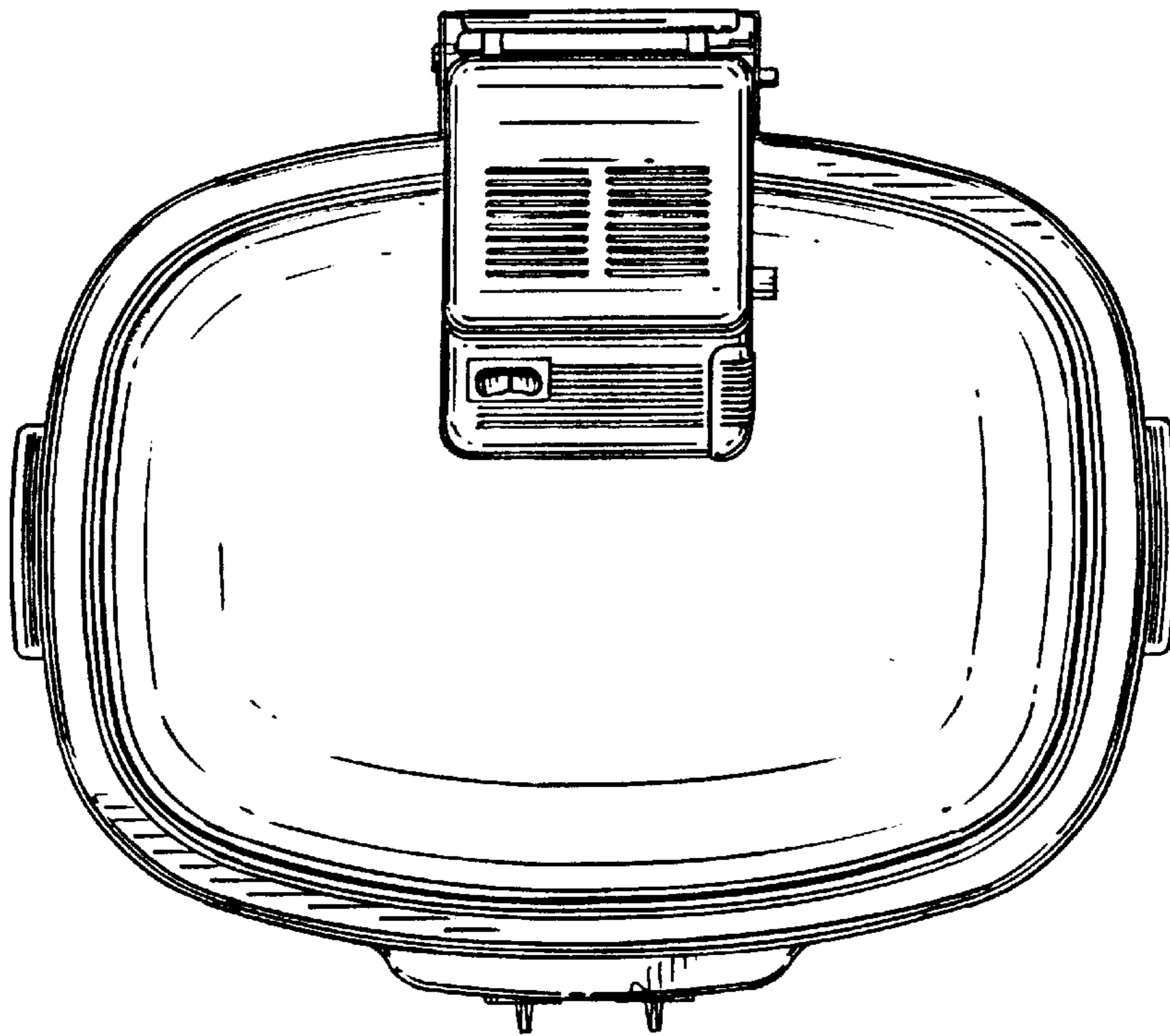


FIG. 3




FIG. 4




FIG. 5

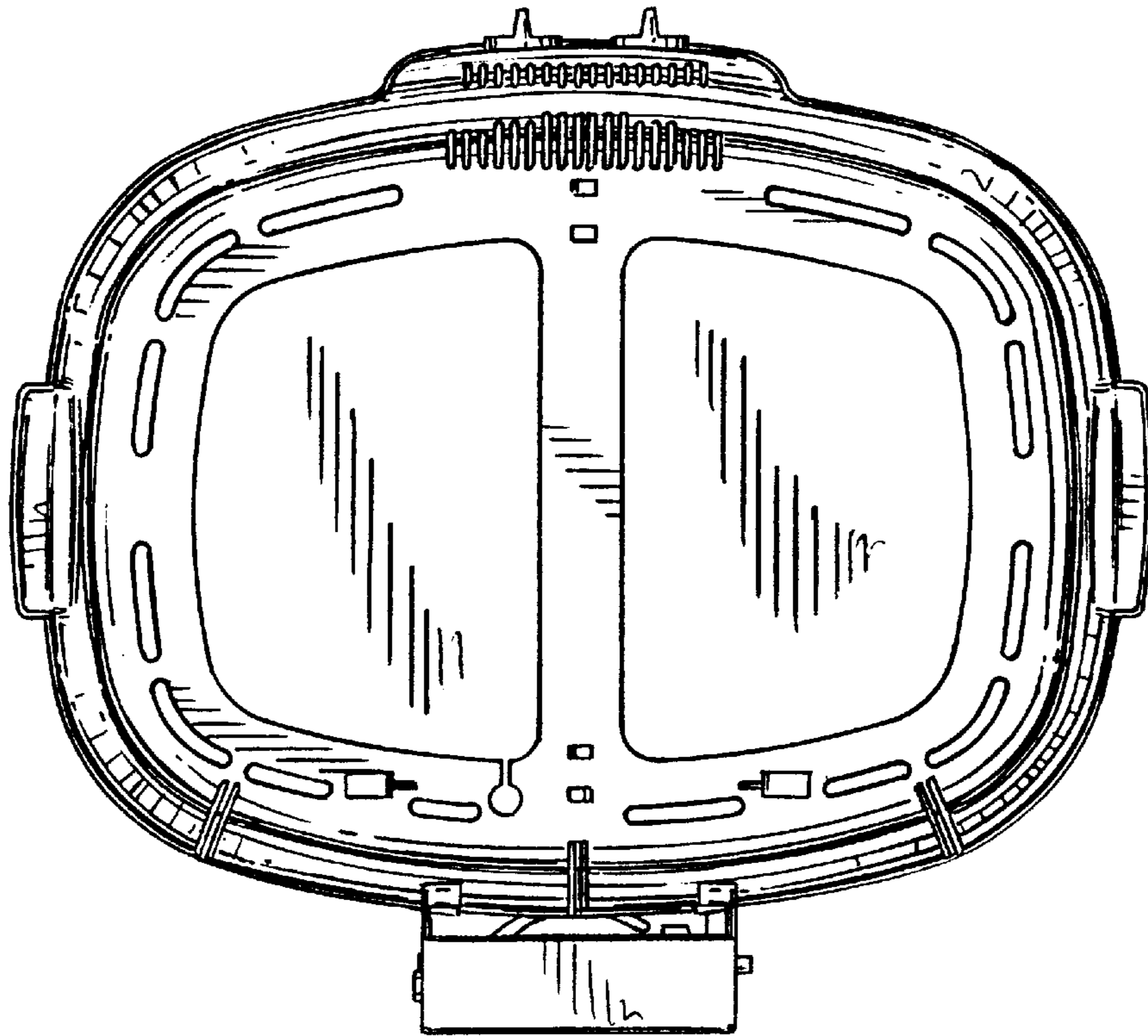


FIG. 6




FIG. 7