



US00D448234B1

(12) **United States Design Patent**
Lopez

(10) **Patent No.:** **US D448,234 S**

(45) **Date of Patent:** **** Sep. 25, 2001**

(54) **COMPACT DISC STORAGE RACK**

(76) Inventor: **Tulio Lopez**, 4524 Hudson Ave., Union City, NJ (US) 07087

(*) Notice: This patent is subject to a terminal disclaimer.

(**) Term: **14 Years**

(21) Appl. No.: **29/113,905**

(22) Filed: **Nov. 12, 1999**

(51) **LOC (7) Cl.** **06-04**

(52) **U.S. Cl.** **D6/630**

(58) **Field of Search** D6/407, 626-630, D6/457, 473-476, 556-567, 570-572, 459, 460, 553, 461, 458; 312/9.1-9.64; D19/90; D32/55, 58; 211/40, 41.1, 41.2, 41.3, 41.4, 42, 41.12, 44, 41.18, 48, 163, 134; 206/307.1, 307, 308.1, 445, 387.15, 454, 387.1, 425

(56) **References Cited**

U.S. PATENT DOCUMENTS

D. 156,256	*	11/1949	Kivett	D6/457
D. 225,141	*	11/1972	Acton	D6/460
D. 249,202	*	9/1978	Struble et al.	D6/457
D. 291,417	*	8/1987	Morgan	D10/46.1
D. 326,377	*	5/1992	Nagel	D6/461
D. 326,573	*	6/1992	Crawford et al.	D6/458
D. 333,225	*	2/1993	Robinson	D6/407
D. 351,513	*	10/1994	Kreppein	D6/407

D. 353,376	*	12/1994	Fukutomi	D14/156
D. 356,700	*	3/1995	Lee	D6/407
D. 357,331	*	4/1995	Yeh	D26/58
D. 360,799	*	8/1995	Rocco et al.	D6/629
D. 392,499	*	3/1998	Smith	D6/630
2,143,592	*	1/1939	Baldeck	211/134
5,301,819	*	4/1994	Moeken	211/40
5,423,434	*	6/1995	Chen	211/40
5,542,550	*	8/1996	Kakavoulis-Perera et al.	211/40
5,680,937	*	10/1997	Smith	211/40

* cited by examiner

Primary Examiner—Jeffrey Asch

(57) **CLAIM**

The ornamental design for a compact disc storage rack, as shown.

DESCRIPTION

FIG. 1 is a front elevational view of the compact disc storage rack of the present invention;
 FIG. 2 is a back elevational view of the compact disc storage rack of FIG. 1;
 FIG. 3 is a left side elevational view of the compact disc storage rack of FIG. 1;
 FIG. 4 is a right side elevational view of the compact disc storage rack of FIG. 1;
 FIG. 5 is a top plan view of the compact disc storage rack of FIG. 1; and,
 FIG. 6 is a bottom plan view of the compact disc storage rack of FIG. 1.

1 Claim, 3 Drawing Sheets

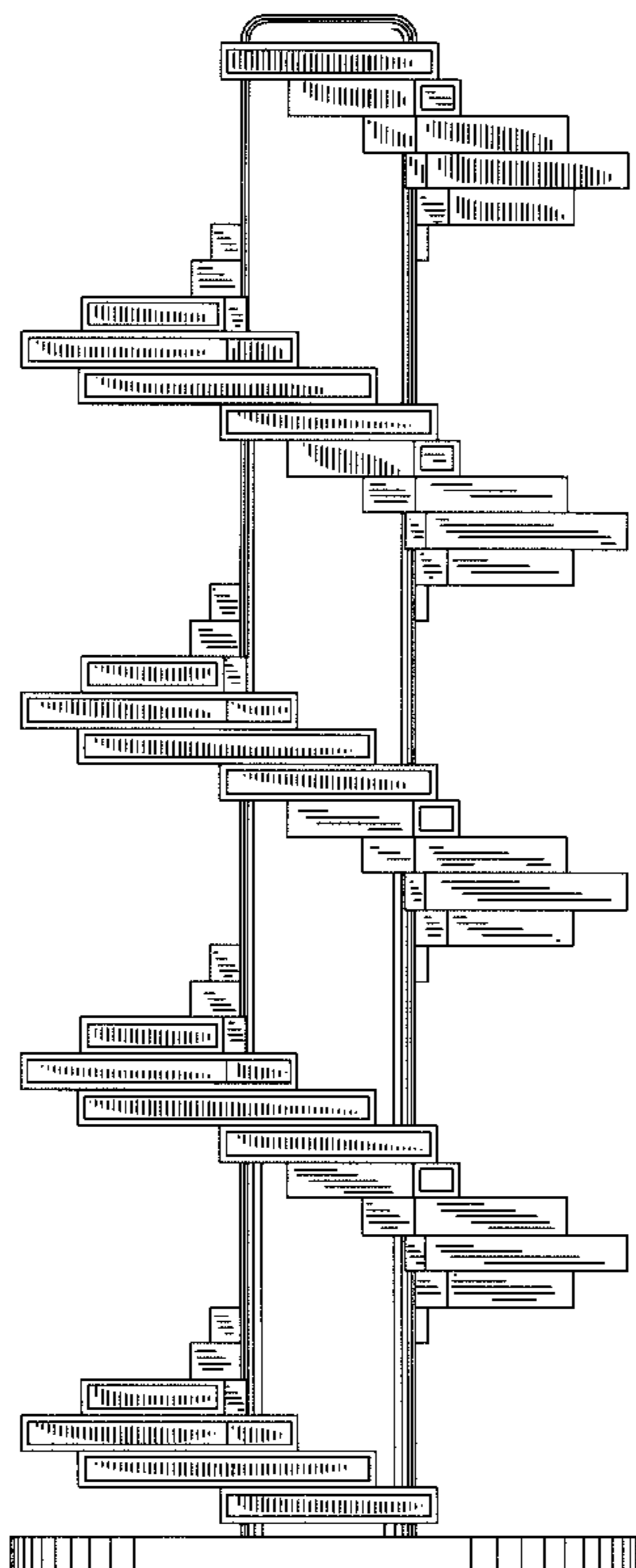


FIG. 1

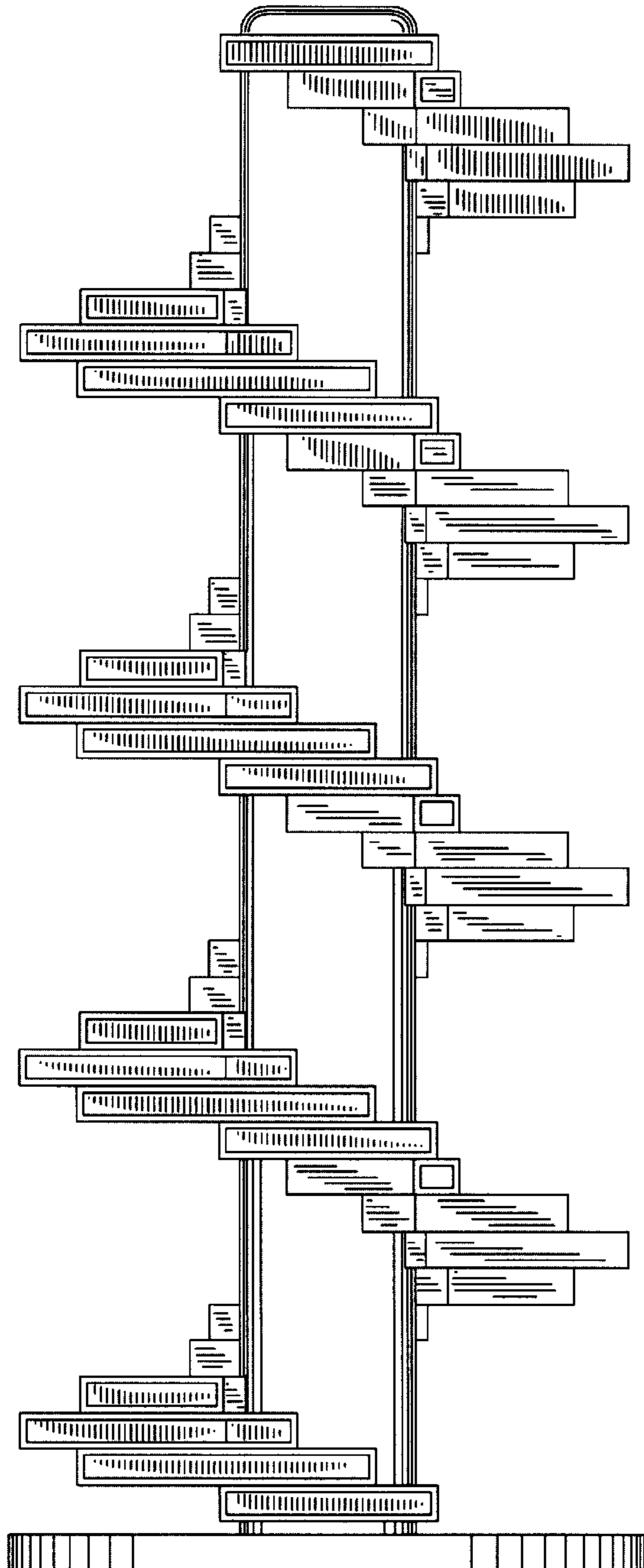


FIG. 2

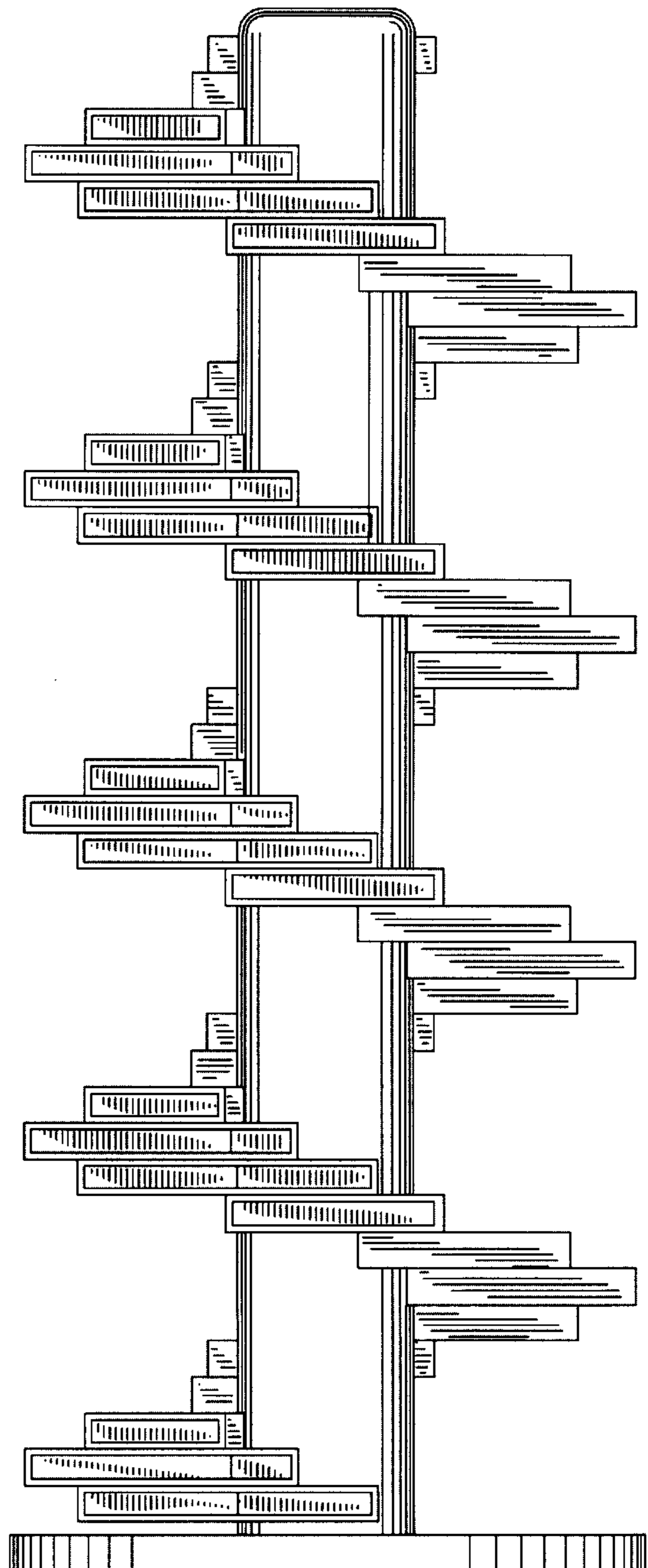


FIG. 3

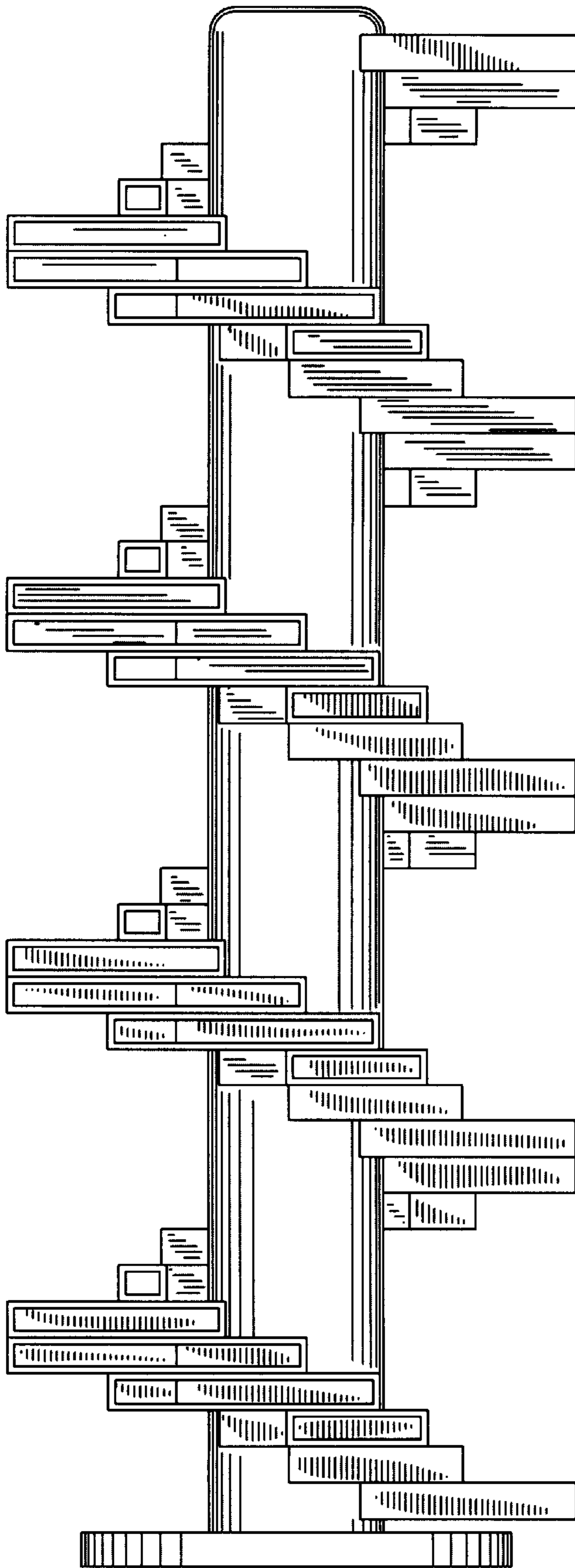


FIG. 4

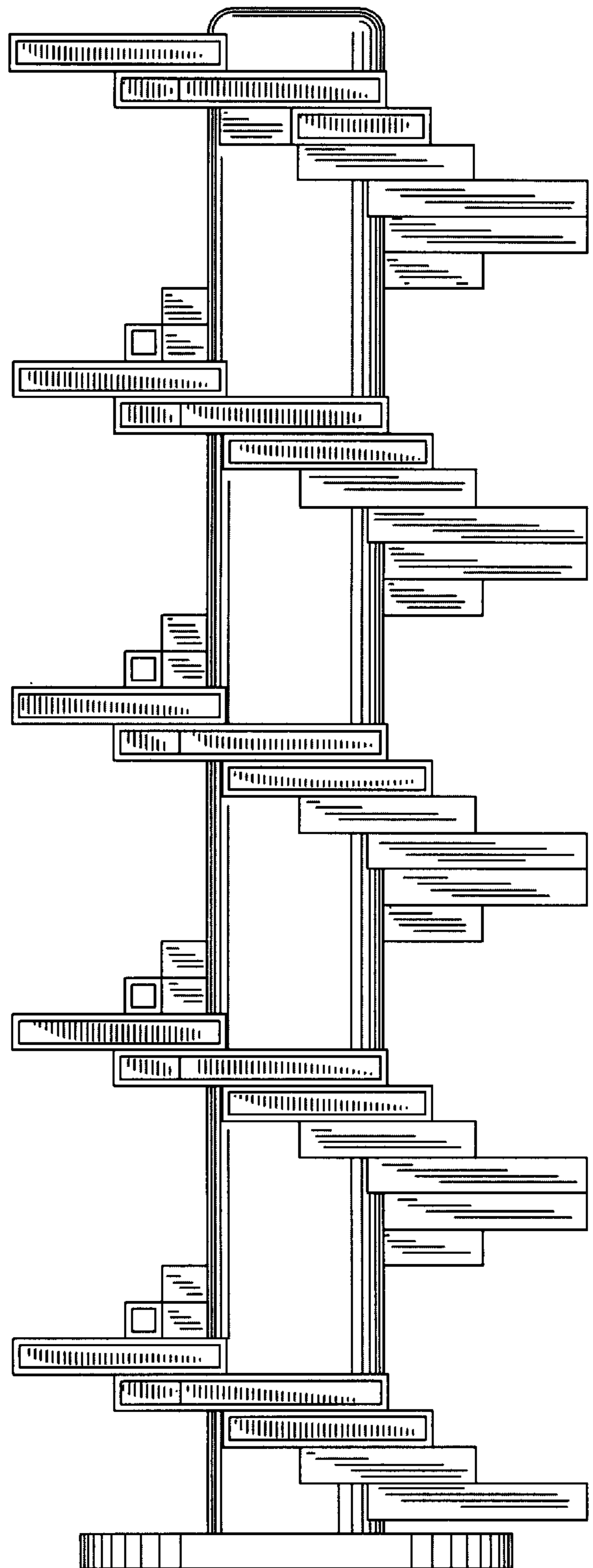


FIG. 5




FIG. 6

