



US00D448229B1

(12) **United States Design Patent**
Su et al.

(10) **Patent No.:** **US D448,229 S**

(45) **Date of Patent:** **** Sep. 25, 2001**

(54) **CUSHION**

D. 420,238 * 2/2000 Jefferson et al. D6/601
1,382,831 * 6/1921 Hilker D6/604

(76) Inventors: **David P. Su; Monica K. C. Su**, both of
1 Sunnyfield Dr., Rolling Hills Estates,
CA (US) 90274

* cited by examiner

(**) Term: **14 Years**

Primary Examiner—Janice E. Seeger
(74) *Attorney, Agent, or Firm*—Allen A. Dicke, Jr.

(21) Appl. No.: **29/138,005**

(57) **CLAIM**

(22) Filed: **Mar. 5, 2001**

The ornamental design for a cushion, as shown and described.

Related U.S. Application Data

DESCRIPTION

(62) Division of application No. 29/118,177, filed on Feb. 7, 2000, now Pat. No. Des. 441,586.

FIG. 1 is a plan view of the cushion showing a preferred embodiment of our new design.

(51) **LOC (7) Cl.** **06-09**

FIG. 2 is a bottom edge view thereof.

(52) **U.S. Cl.** **D6/601**

FIG. 3 is a right edge view thereof; the left edge view is a mirror image thereof.

(58) **Field of Search** D6/595, 596, 601,
D6/604; 5/630, 632, 636, 638, 640, 644,
652, 652.1, 653-655, 657.5, 907

FIG. 4 shows the top edge view thereof; and,

FIG. 5 shows the back thereof.

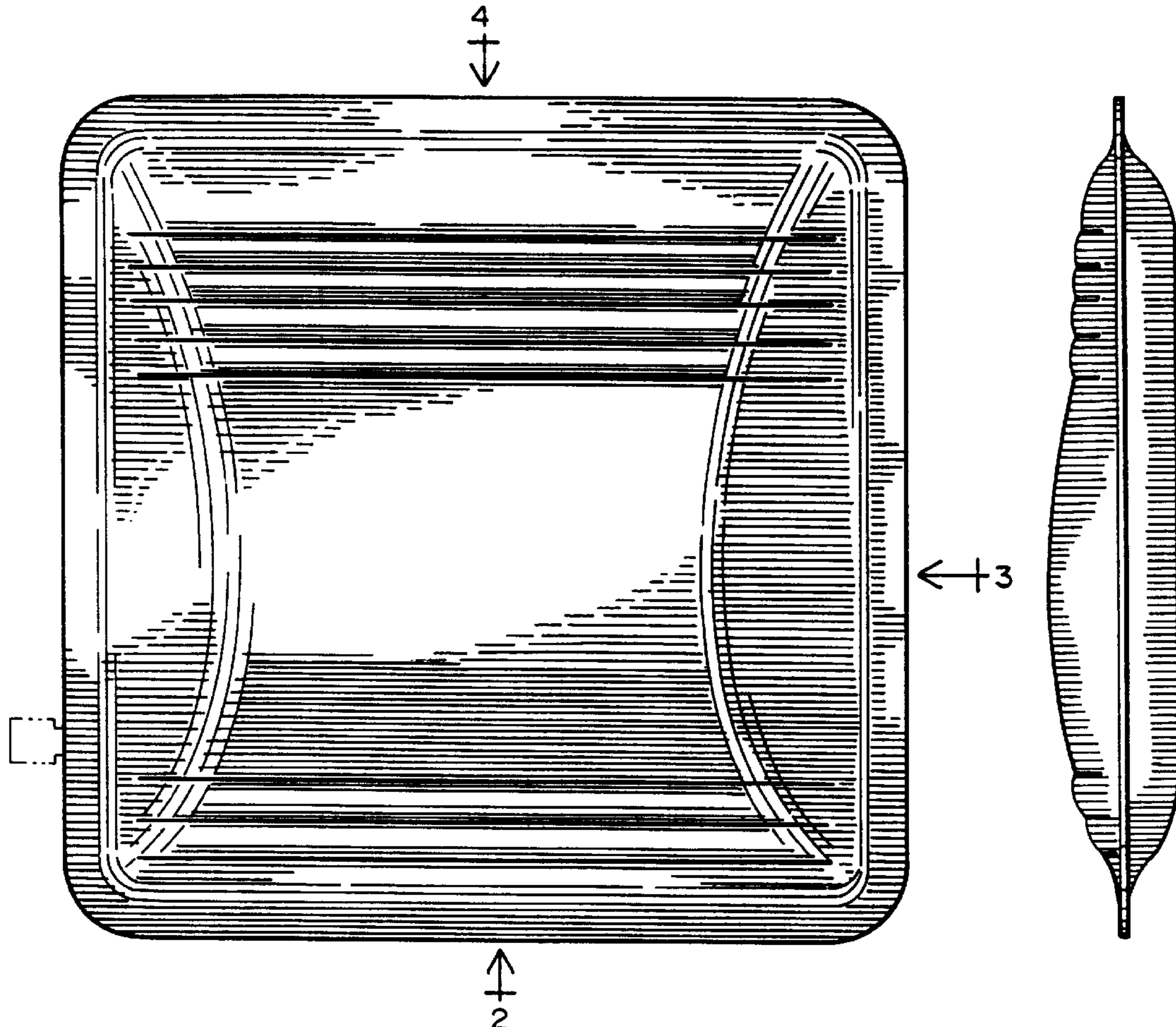
(56) **References Cited**

The broken lines are for environmental purposes only and form no part of the claimed design.

U.S. PATENT DOCUMENTS

D. 83,818 * 3/1931 Kraus D6/601

1 Claim, 2 Drawing Sheets






FIG. 4

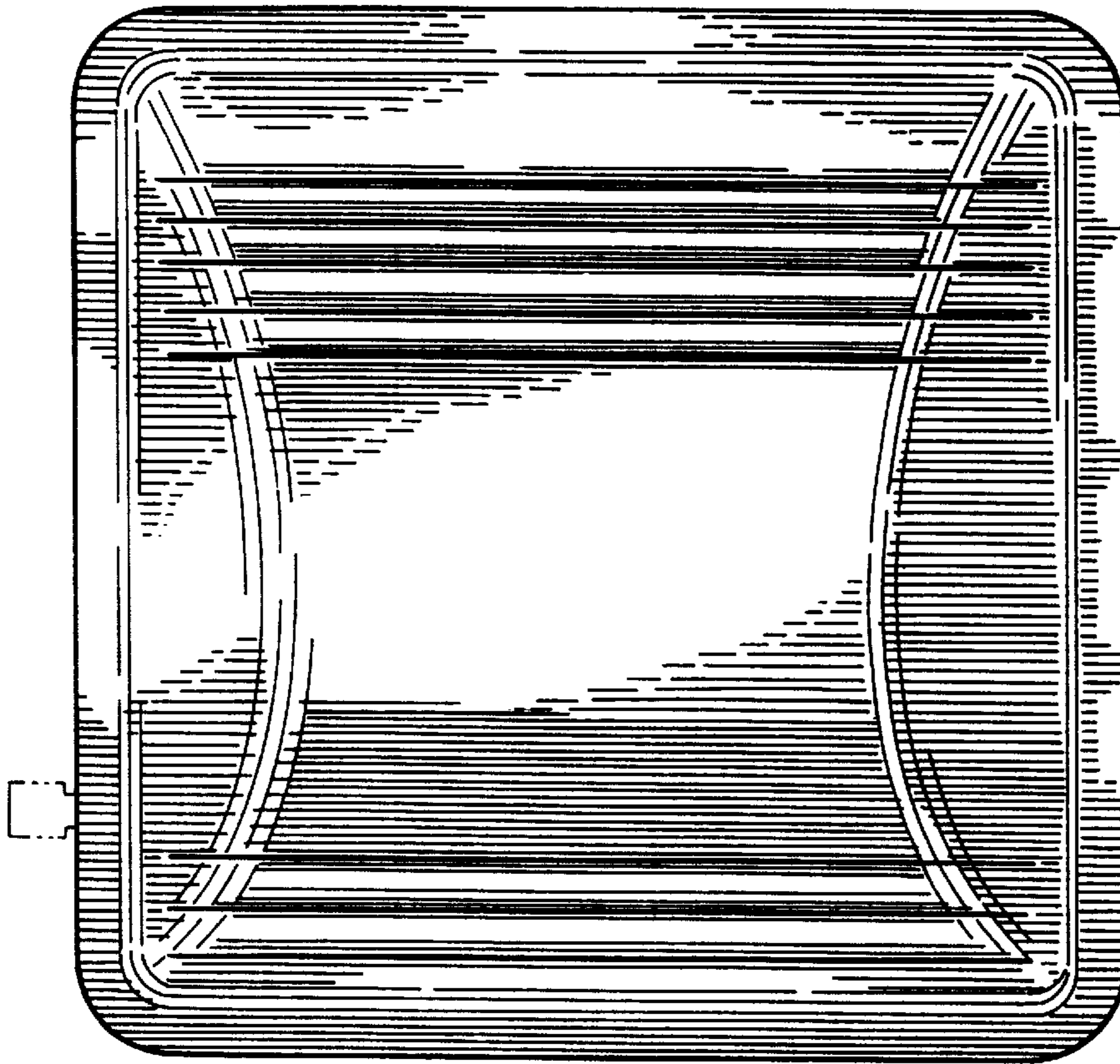
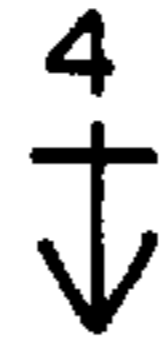


FIG. 1

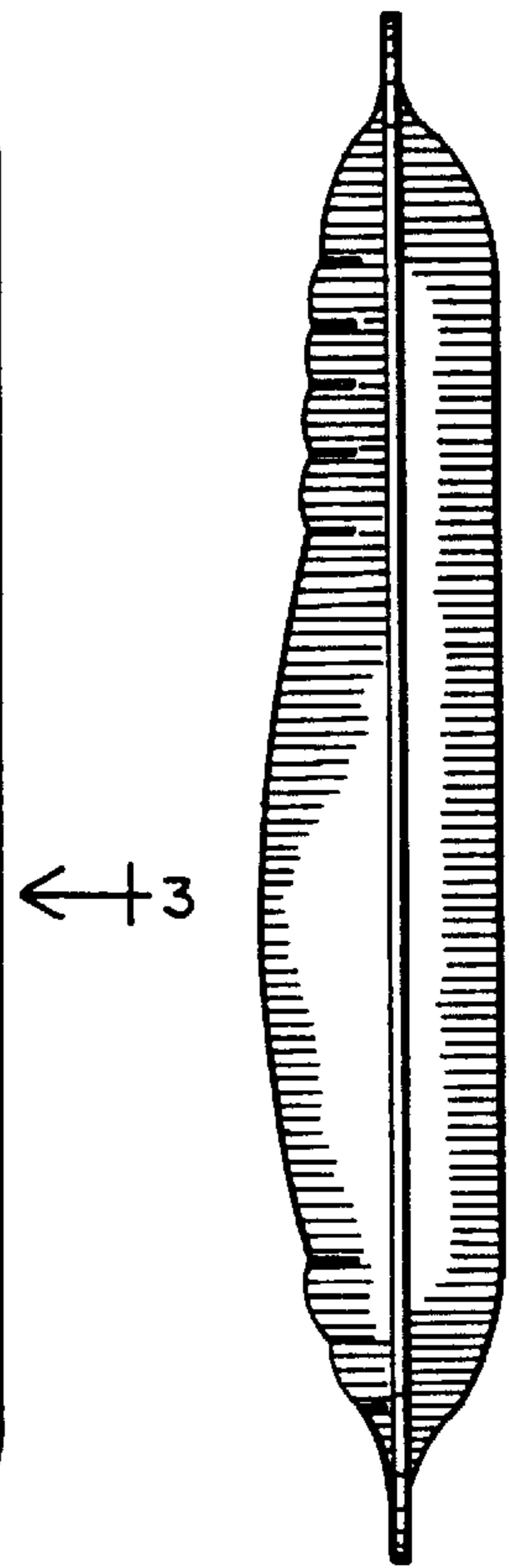


FIG. 3


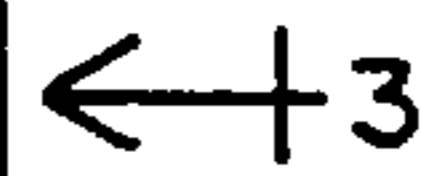


FIG. 2

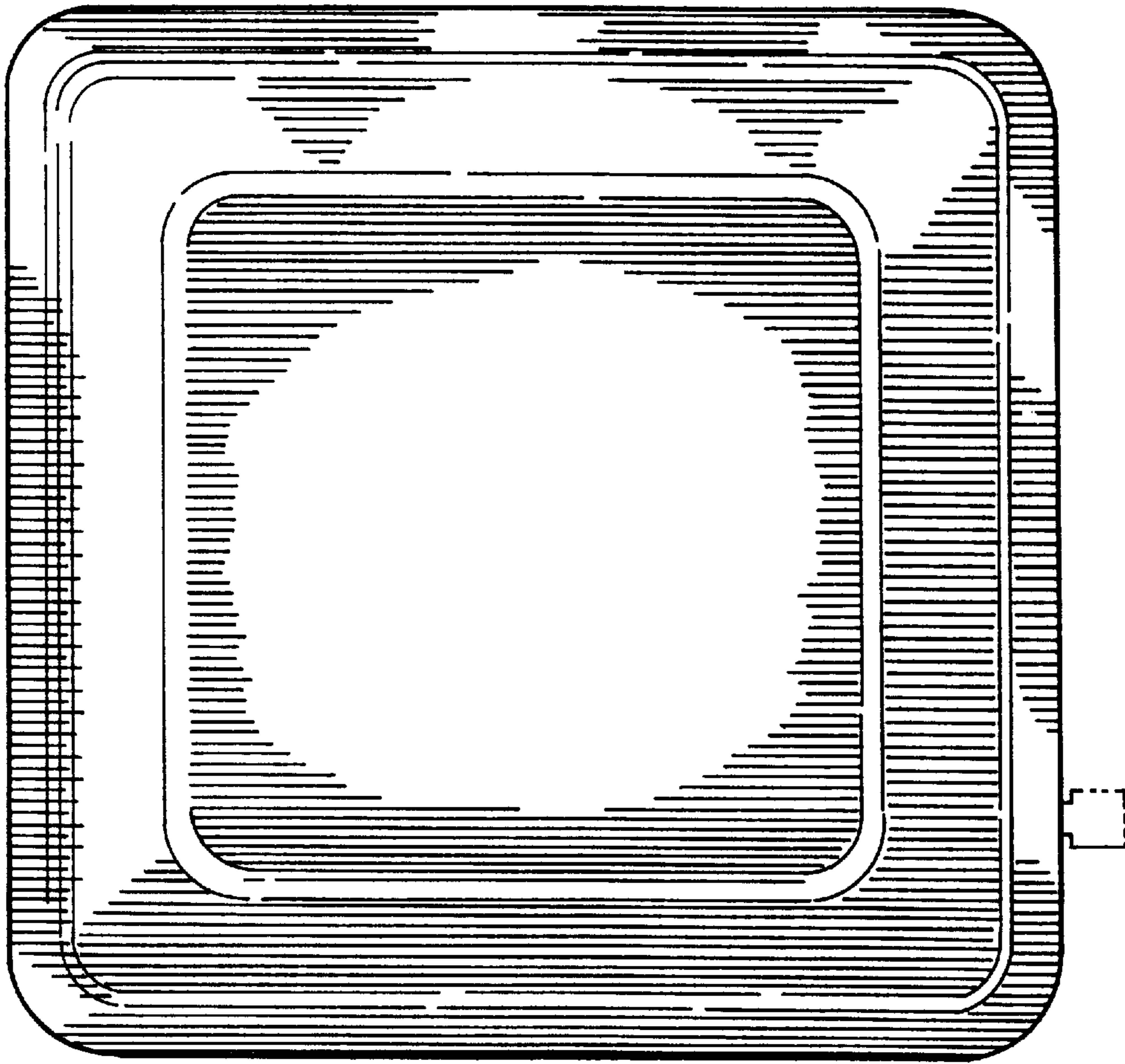


FIG. 5