



US00D448227B1

(12) **United States Design Patent**  
**Straub**

(10) **Patent No.:** **US D448,227 S**

(45) **Date of Patent:** **\*\* Sep. 25, 2001**

(54) **INFANT POSITIONER**

(76) Inventor: **Mariann C. Straub**, 1185 Chatfield,  
Winnetka, IL (US) 60093

(\*\*) Term: **14 Years**

(21) Appl. No.: **29/127,113**

(22) Filed: **Jul. 31, 2000**

(51) **LOC (7) Cl.** ..... **06-09**

(52) **U.S. Cl.** ..... **D6/601; D6/333; D6/596**

(58) **Field of Search** ..... **D6/595, 596, 601,**  
**D6/333; 5/630, 636, 644, 637, 417-420,**  
**652-655, 655.9, 656, 907**

(56) **References Cited**

**U.S. PATENT DOCUMENTS**

D. 369,054	*	4/1996	Straub et al.	.....	D6/601
D. 369,934	*	5/1996	Straub et al.	.....	D6/596
D. 385,143	*	10/1997	Straub et al.	.....	D6/601
D. 408,676	*	4/1999	Straub et al.	.....	D6/601
5,272,780	*	12/1993	Clute	.....	5/655

\* cited by examiner

*Primary Examiner*—Janice E. Seeger

(74) *Attorney, Agent, or Firm*—Olson & Hierl, Ltd.

(57) **CLAIM**

The ornamental design for an infant positioner, as shown and described.

**DESCRIPTION**

FIG. 1 is a perspective view of the inventive design for an infant positioner;

FIG. 2 is a right side elevational view of the design of FIG. 1;

FIG. 3 is a left side elevational view of the design of FIG. 1;

FIG. 4 is a foot end view of the design of FIG. 1;

FIG. 5 is a head end view of the design of FIG. 1;

FIG. 6 is a top plan view of the design of FIG. 1; and,

FIG. 7 is a bottom plan view of the design of FIG. 1.

The broken line showing of an infant is for environmental purposes only and forms no part of the claimed design.

**1 Claim, 1 Drawing Sheet**

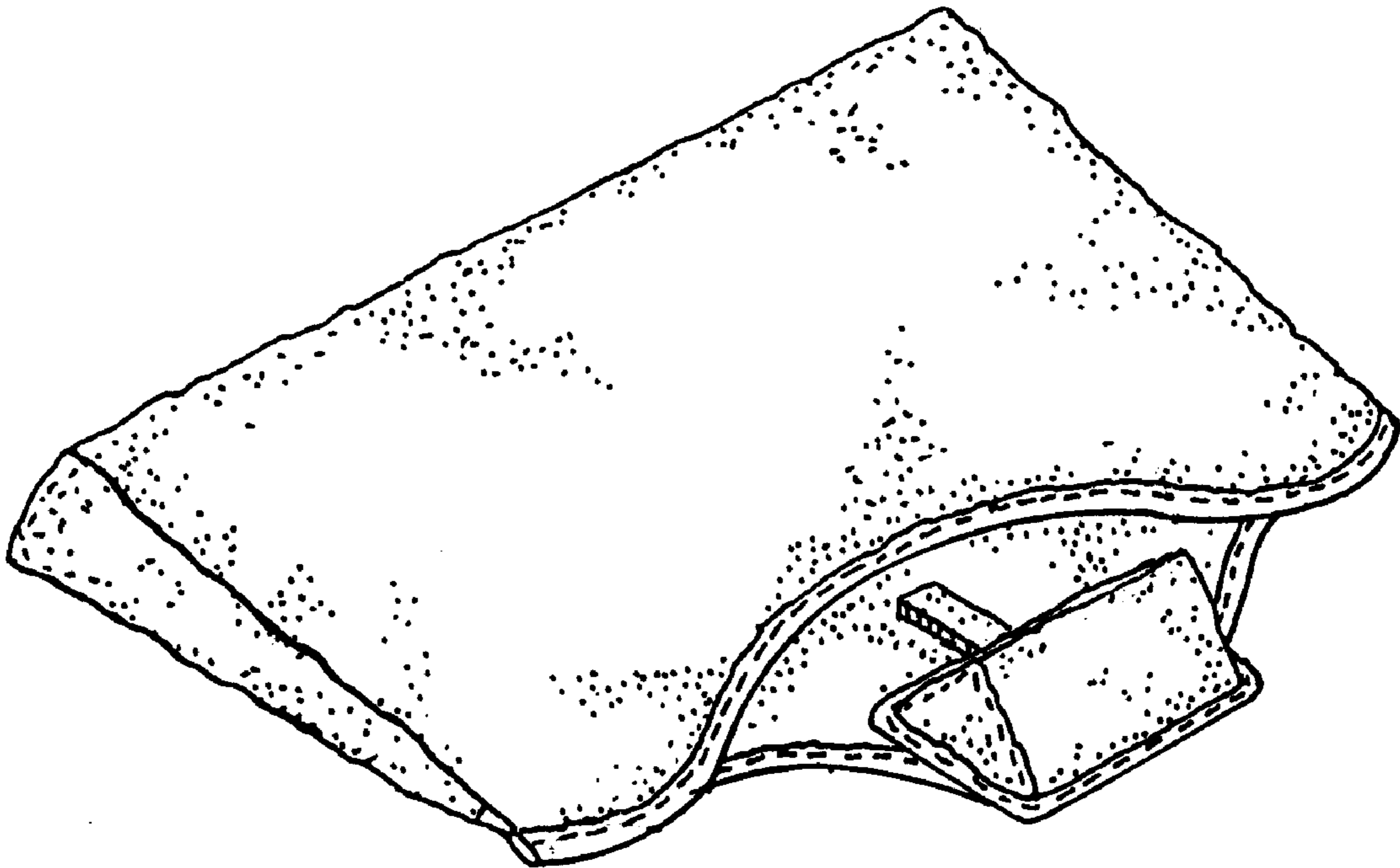


FIG. 1



FIG. 2

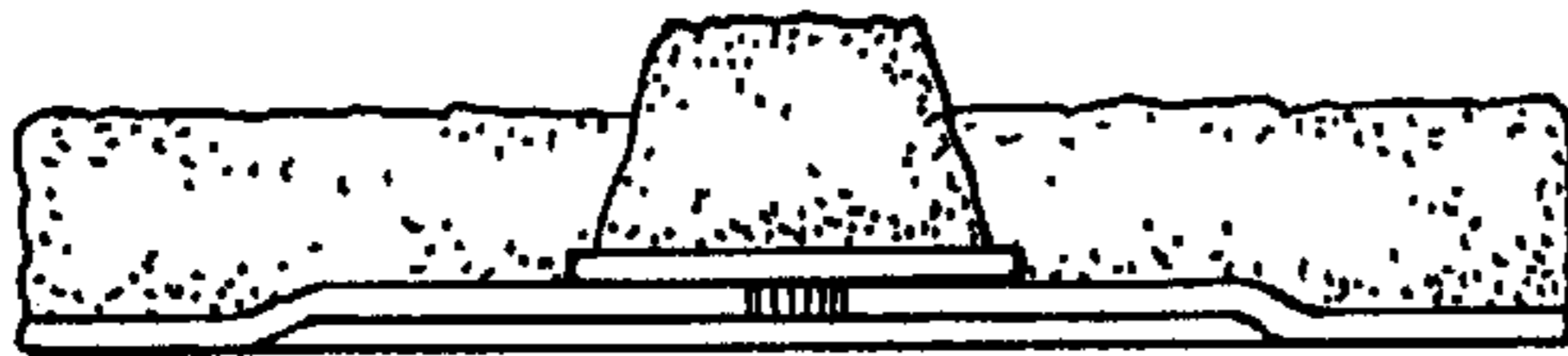


FIG. 3



FIG. 4



FIG. 5




FIG. 6

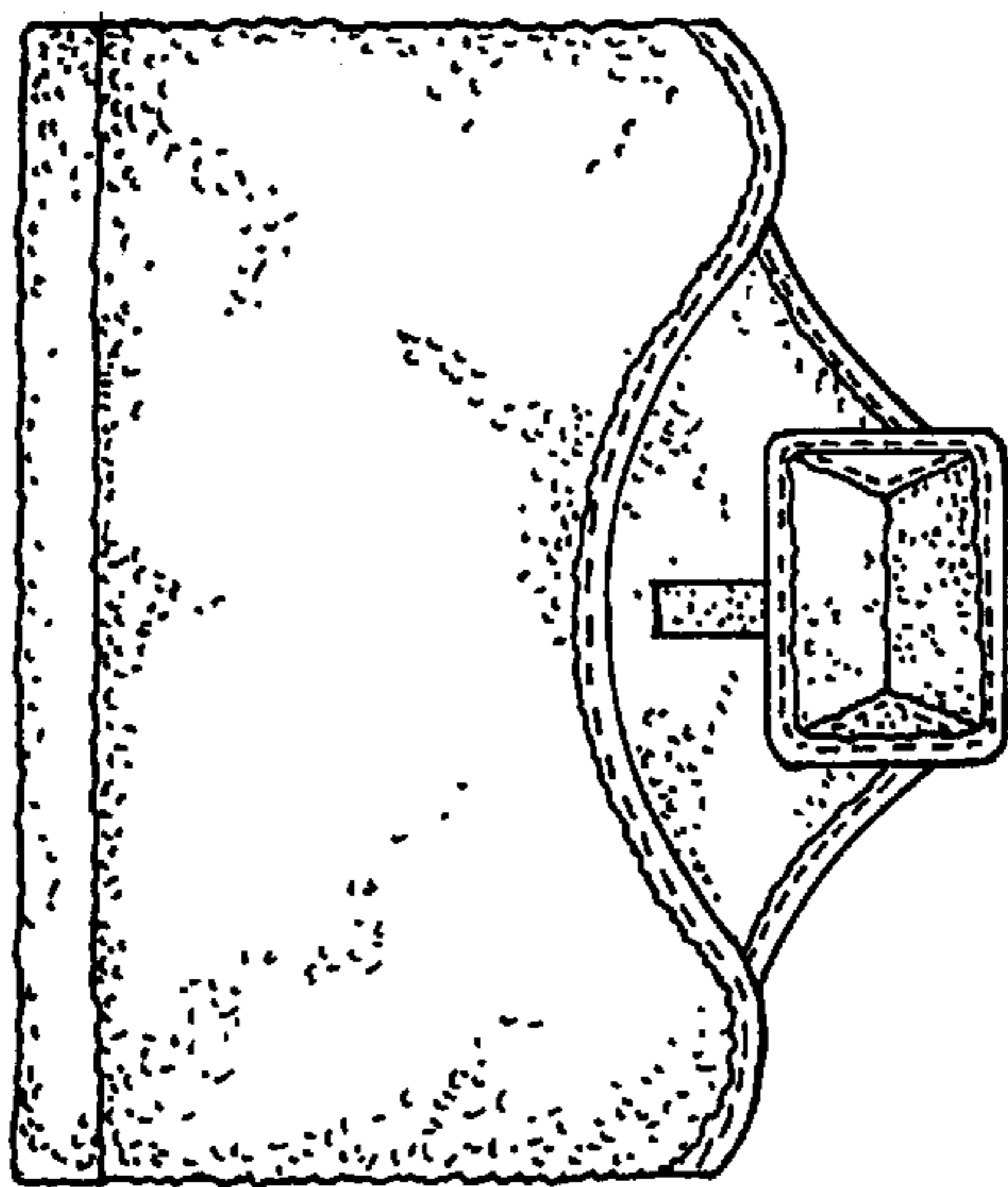


FIG. 7

