



US00D448216B1

(12) **United States Design Patent**  
**Kolberg**

(10) **Patent No.:** **US D448,216 S**

(45) **Date of Patent:** **\*\* Sep. 25, 2001**

- (54) **TABLE**
- (75) Inventor: **Justus Kolberg**, Hamburg (DE)
- (73) Assignee: **Wilhelm Renz GmbH & Co.**,  
Boeblingen (DE)
- (\*\*) Term: **14 Years**
- (21) Appl. No.: **29/116,999**
- (22) Filed: **Jan. 14, 2000**
- (30) **Foreign Application Priority Data**  
Jul. 21, 1999 (DE) ..... 4 99 06 918
- (51) **LOC (7) Cl.** ..... **06-03**
- (52) **U.S. Cl.** ..... **D6/484; D6/485**
- (58) **Field of Search** ..... D6/480-489, 495-499;  
108/150, 153.1, 155, 156, 157.1, 161; 248/188,  
188.1, 188.8

- D. 260,712 \* 9/1981 Potucek ..... D6/483
- D. 260,713 \* 9/1981 Potucek ..... D6/484
- D. 282,420 \* 2/1986 Melland ..... D6/422
- D. 297,990 \* 10/1988 Kelley et al. .... D6/484
- D. 307,685 \* 5/1990 Kelley et al. .... D6/484

\* cited by examiner

*Primary Examiner*—Janice E. Seeger  
(74) *Attorney, Agent, or Firm*—Paul Vincent

(57) **CLAIM**

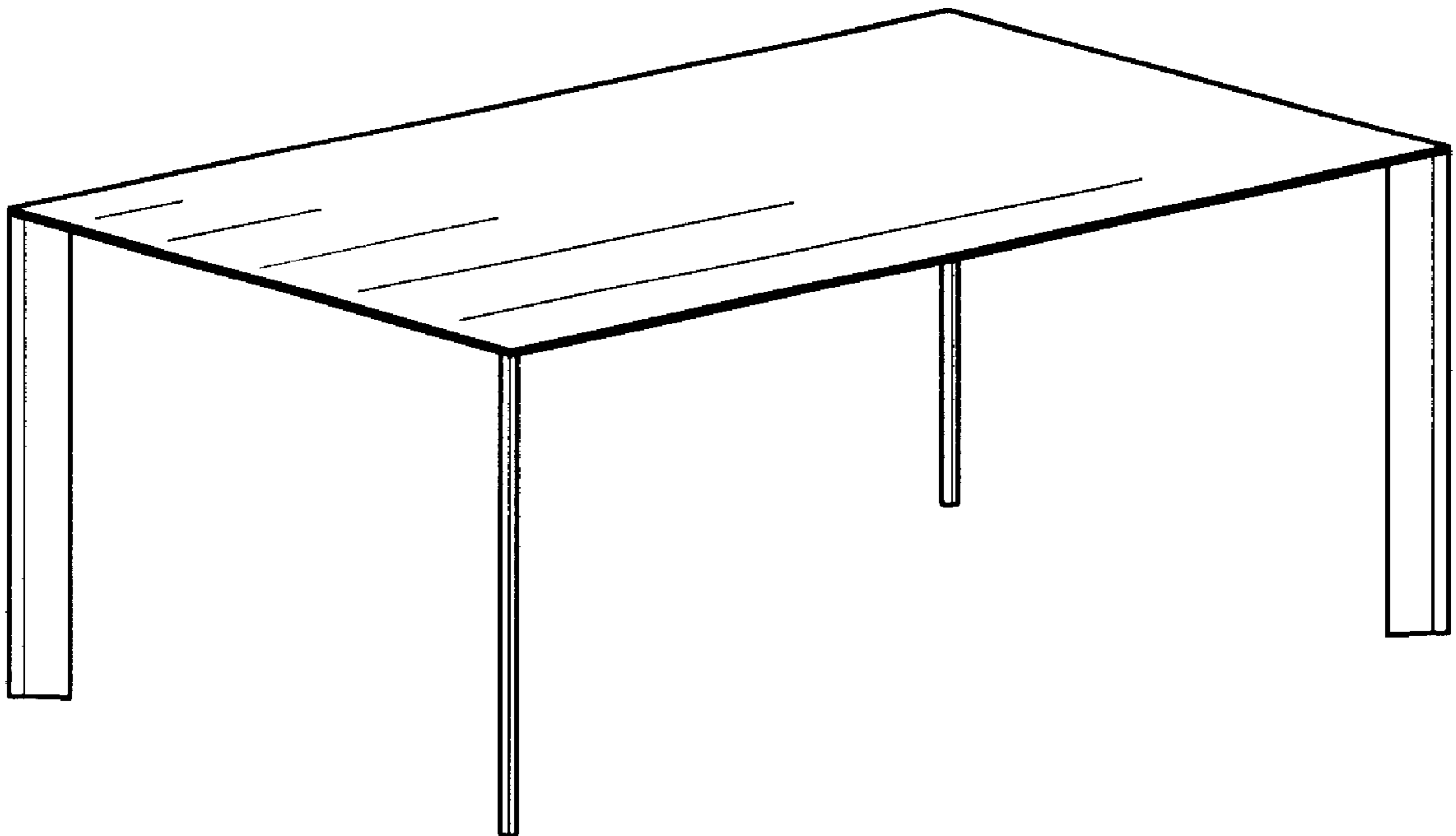
The ornamental design for a table, as shown and described.

**DESCRIPTION**


FIG. 1 is a first perspective view of a first embodiment of my new design;  
FIG. 2 is a second perspective view of the first embodiment of the new design;  
FIG. 3 is a first perspective view of a second embodiment of the new design; and,  
FIG. 4 is a second perspective view of the second embodiment of the new design.

- (56) **References Cited**  
**U.S. PATENT DOCUMENTS**  
D. 153,738 \* 5/1949 Wallace ..... D6/485


**1 Claim, 4 Drawing Sheets**




**Fig. 1**



**Fig. 2**



**Fig. 3**



**Fig. 4**

