



US00D448211B1

(12) **United States Design Patent**
Schulte et al.

(10) **Patent No.:** **US D448,211 S**

(45) **Date of Patent:** **** Sep. 25, 2001**

(54) **COLLAPSIBLE TABLE**

(75) Inventors: **Robert K. Schulte**, Augusta; **David Hawkins**; **Lauren Worley**, both of Wichita, all of KS (US)

(73) Assignee: **The Coleman Company Inc.**, Wichita, KS (US)

(**) Term: **14 Years**

(21) Appl. No.: **29/127,803**

(22) Filed: **Aug. 11, 2000**

(51) **LOC (7) Cl.** **06-03**

(52) **U.S. Cl.** **D6/480; D6/430**

(58) **Field of Search** D6/480-489, 495-499, D6/429-430; 108/153.1, 156, 157.1, 157.17, 161, 69, 77, 115; 248/188, 188.1, 188.8

(56) **References Cited**

U.S. PATENT DOCUMENTS

- D. 153,738 * 5/1949 Wallance D6/430
- D. 153,739 * 5/1949 Wallance D6/430

- D. 182,910 * 5/1958 Lubberts et al. D6/430
- D. 355,800 * 2/1995 Ward D6/484
- D. 376,059 * 12/1996 Bergelin D6/480

* cited by examiner

Primary Examiner—Janice E. Seeger

(74) *Attorney, Agent, or Firm*—Kramer Levin Naftalis & Frankel, LLP

(57) **CLAIM**

The ornamental design for a collapsible table, as shown and described.

DESCRIPTION

FIG. 1 is a front perspective view showing the new design; FIG. 2 is a front elevation view thereof, the opposite side being a mirror image;

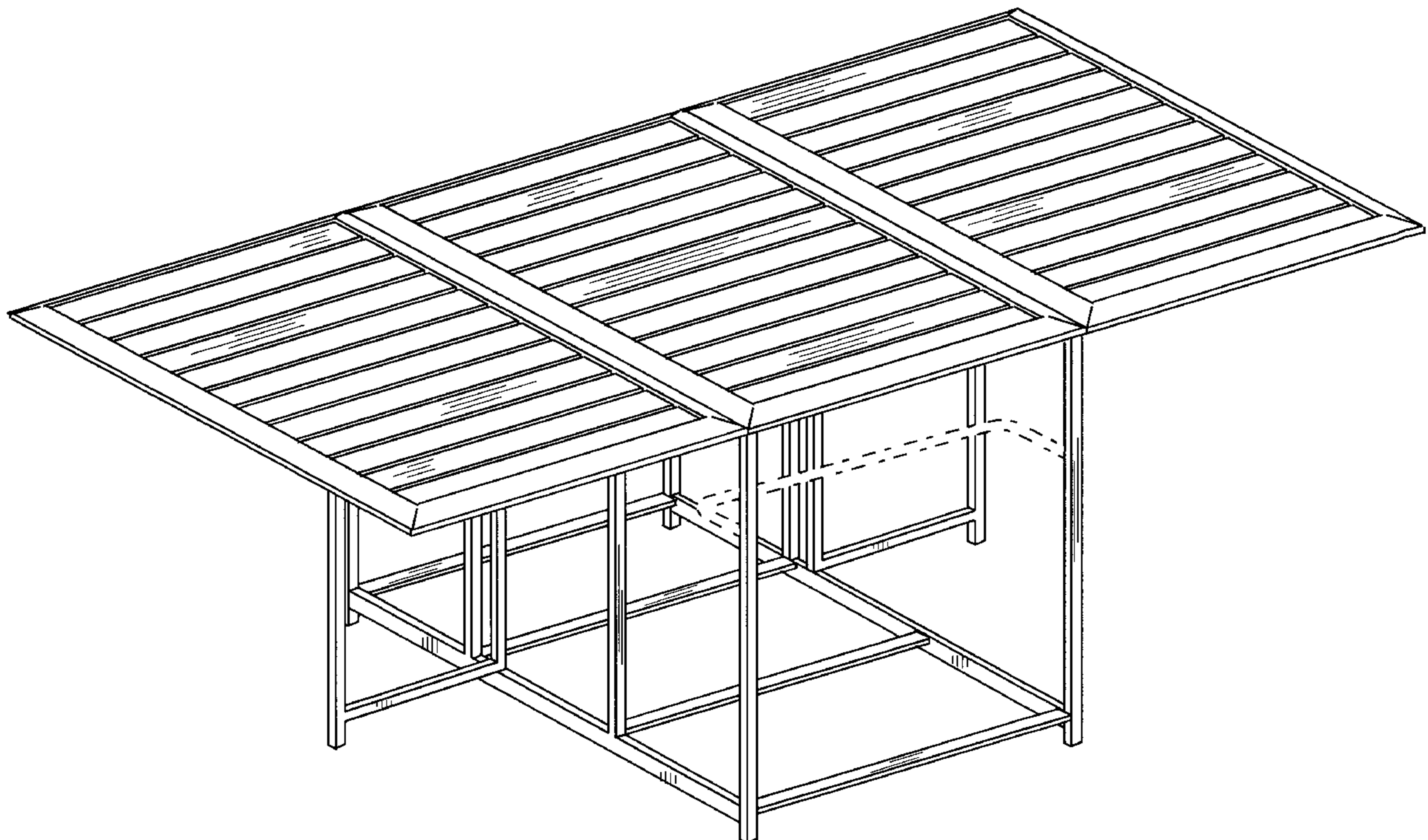
FIG. 3 is a side view thereof, the opposite side being a mirror image;

FIG. 4 is a top plan view thereof; and,

FIG. 5 is a bottom plan view thereof.

The broken lines are for environmental purposes only and form no part of the claimed design.

1 Claim, 5 Drawing Sheets



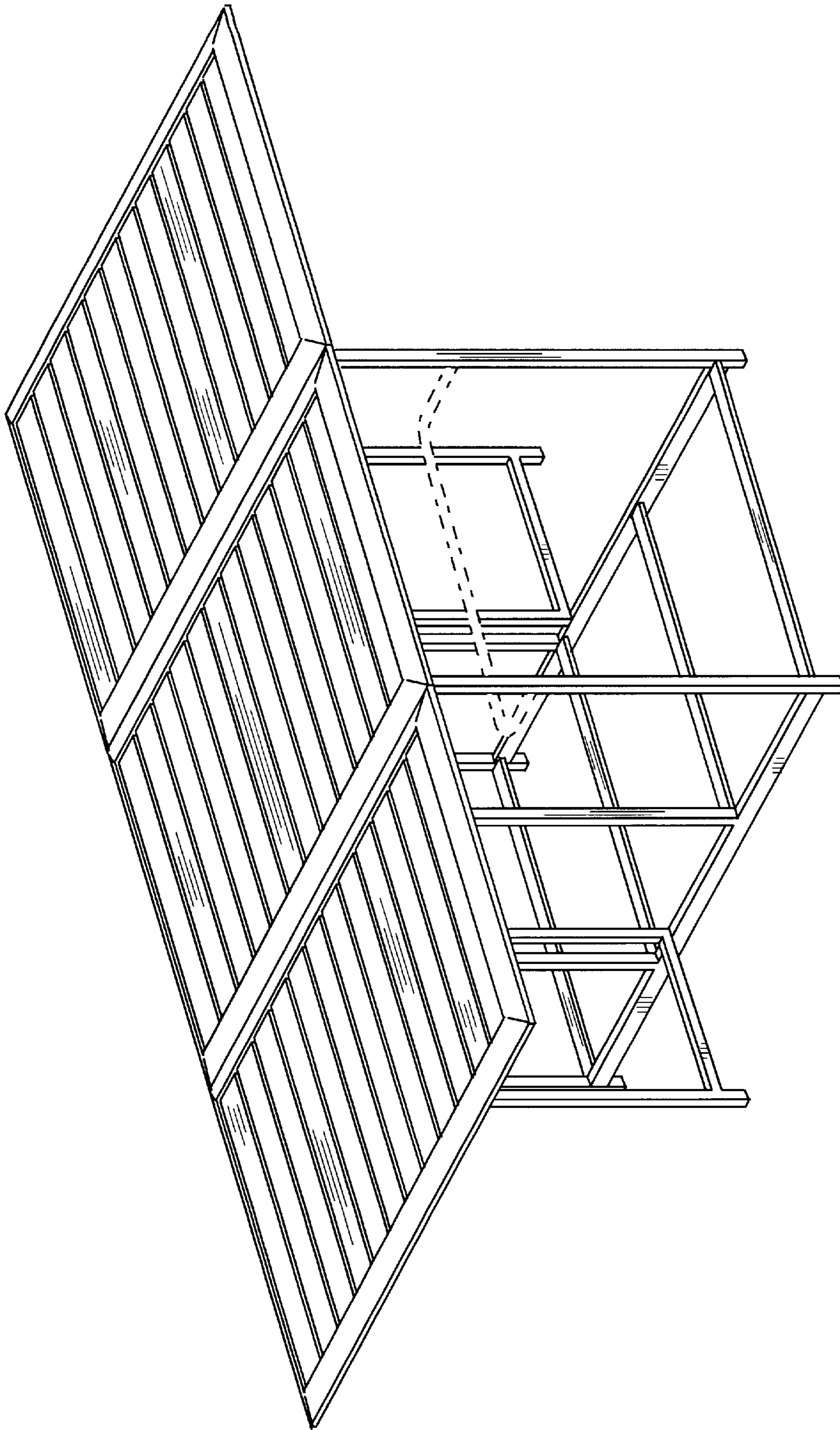


FIG. 1




FIG. 2




FIG. 3

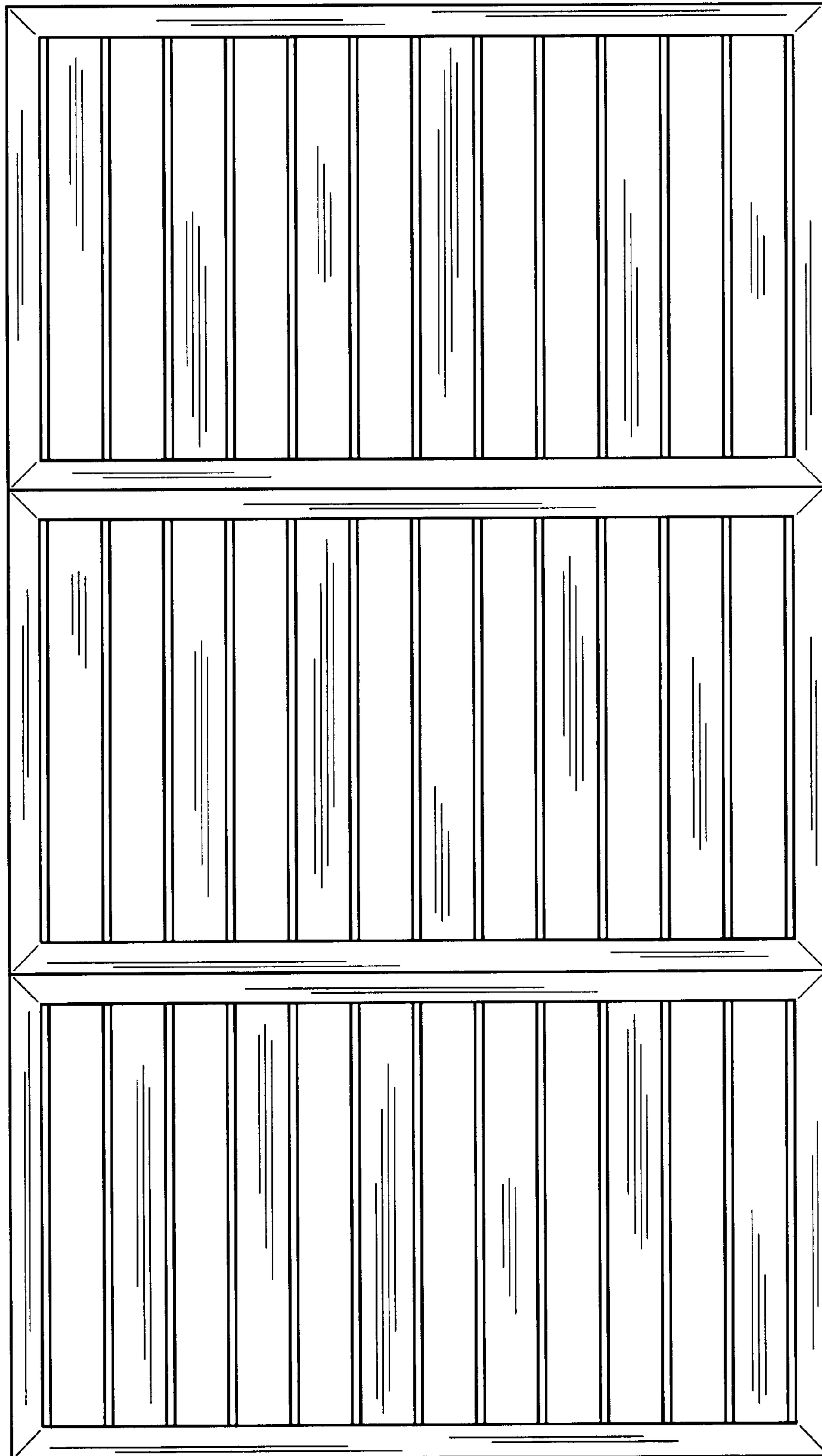


FIG. 4

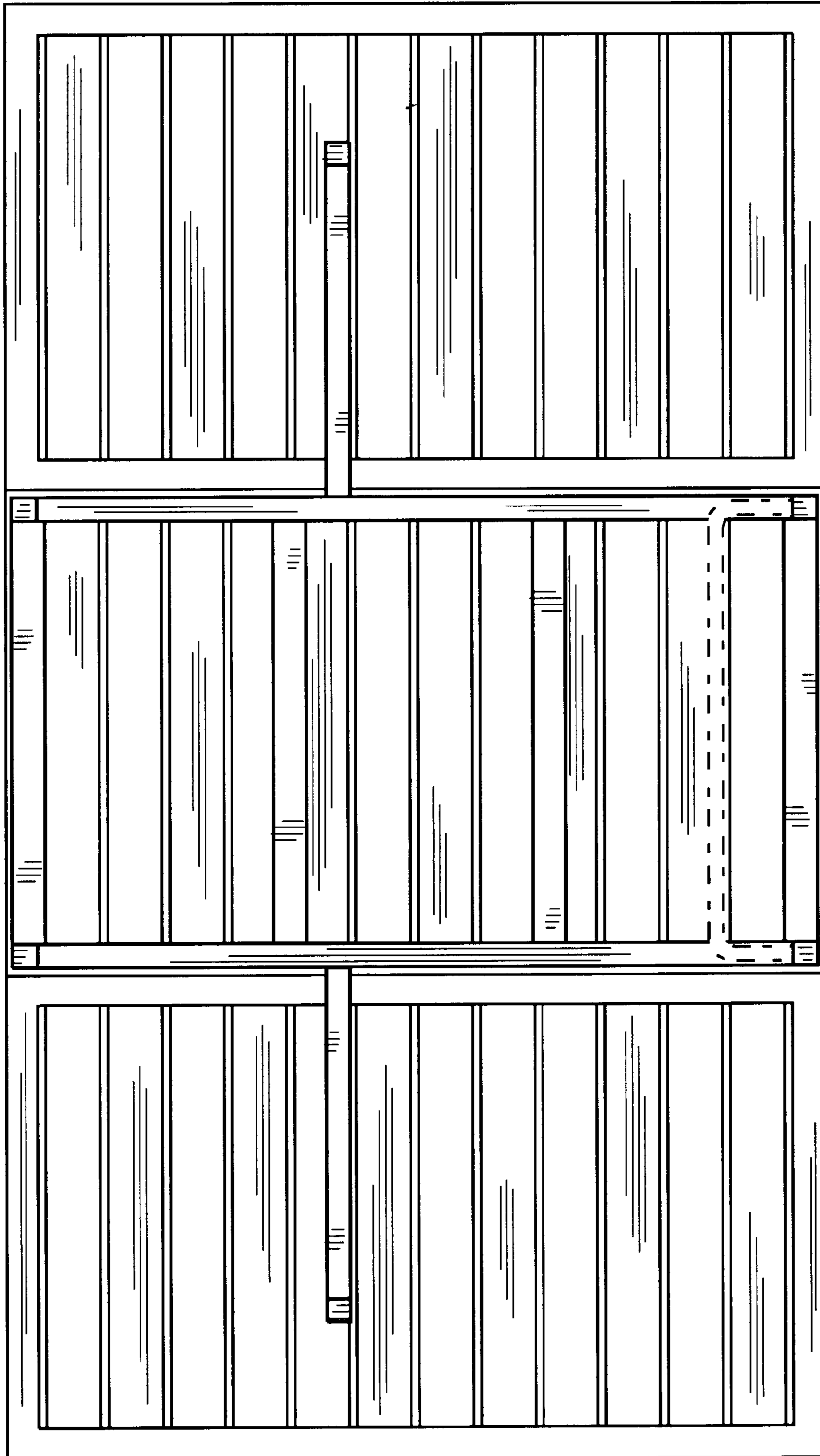


FIG. 5