



US00D448203B1

(12) **United States Design Patent**
Jeup

(10) **Patent No.:** **US D448,203 S**

(45) **Date of Patent:** **** Sep. 25, 2001**

(54) **CABINET**

D. 385,431 * 10/1997 Lee D6/436

(75) Inventor: **Joseph Jeup**, Hudsonville, MI (US)

OTHER PUBLICATIONS

Jeup Collection brochure.

(73) Assignee: **Jeup, Inc.**

* cited by examiner

(**) Term: **14 Years**

Primary Examiner—Cathron C. Brooks

(21) Appl. No.: **29/124,833**

(74) *Attorney, Agent, or Firm*—Young & Basile, P.C.

(22) Filed: **Jun. 13, 2000**

(57) **CLAIM**

(51) **LOC (7) Cl.** **06-04**

The ornamental design for a cabinet, as shown and described.

(52) **U.S. Cl.** **D6/446**

(58) **Field of Search** D6/432-448; 312/107,
312/114, 117, 204, 224, 257.1

DESCRIPTION

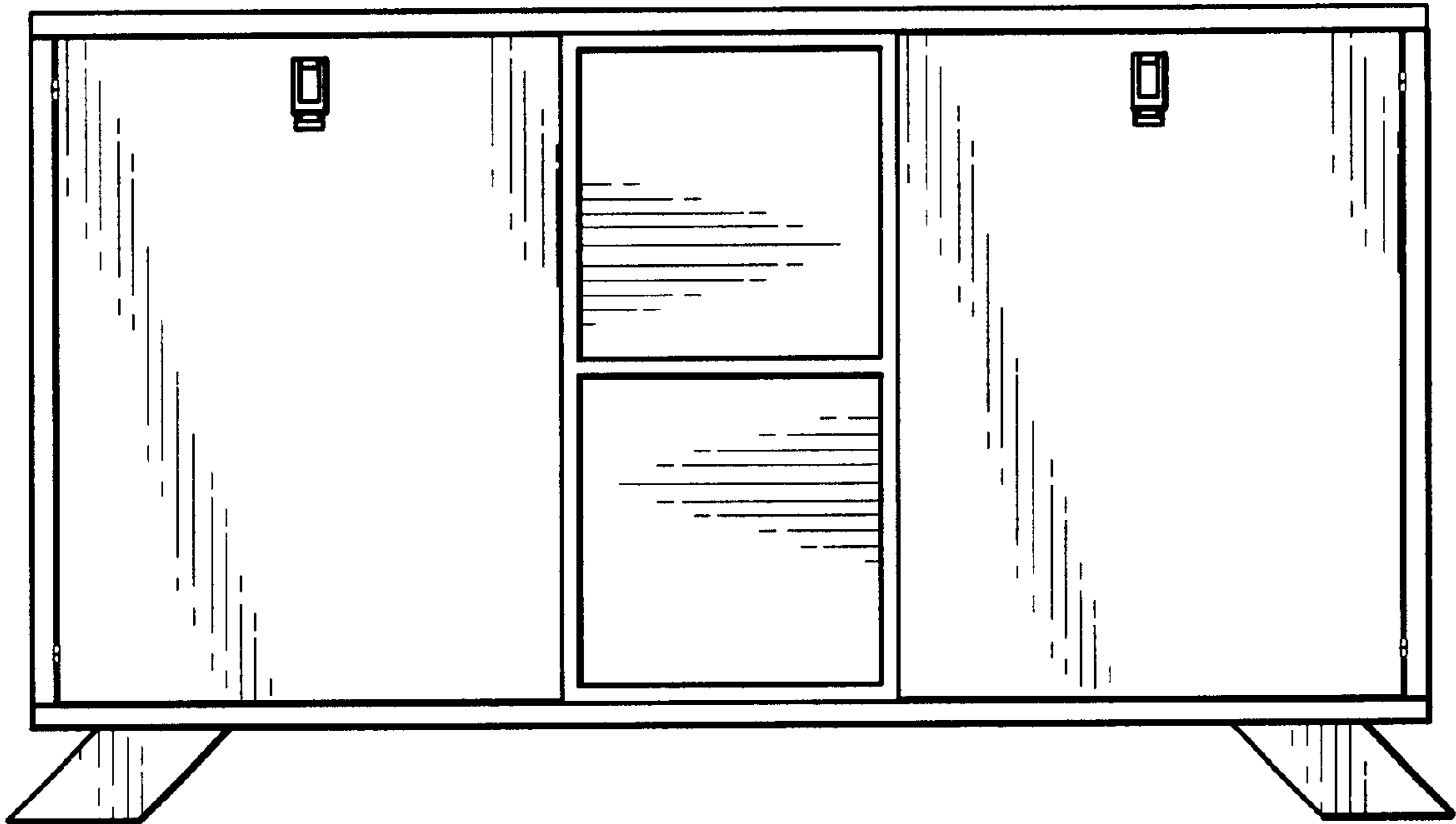
(56) **References Cited**

FIG. 1 is a top view of the cabinet design.
FIG. 2 is a front elevational view of the cabinet design.
FIG. 3 is a right side view of the cabinet design.
FIG. 4 is a bottom view of the cabinet design.
FIG. 5 is a rear elevational view of the cabinet design; and,
FIG. 6 is a left side view of the cabinet design.

U.S. PATENT DOCUMENTS

- D. 127,831 * 6/1941 Paulmann D6/446 X
- D. 193,516 * 9/1962 Deaton D6/436
- D. 267,532 * 1/1983 Platner D6/446
- D. 363,618 * 10/1995 Cramer D6/446

1 Claim, 2 Drawing Sheets






FIG - 1



FIG - 2

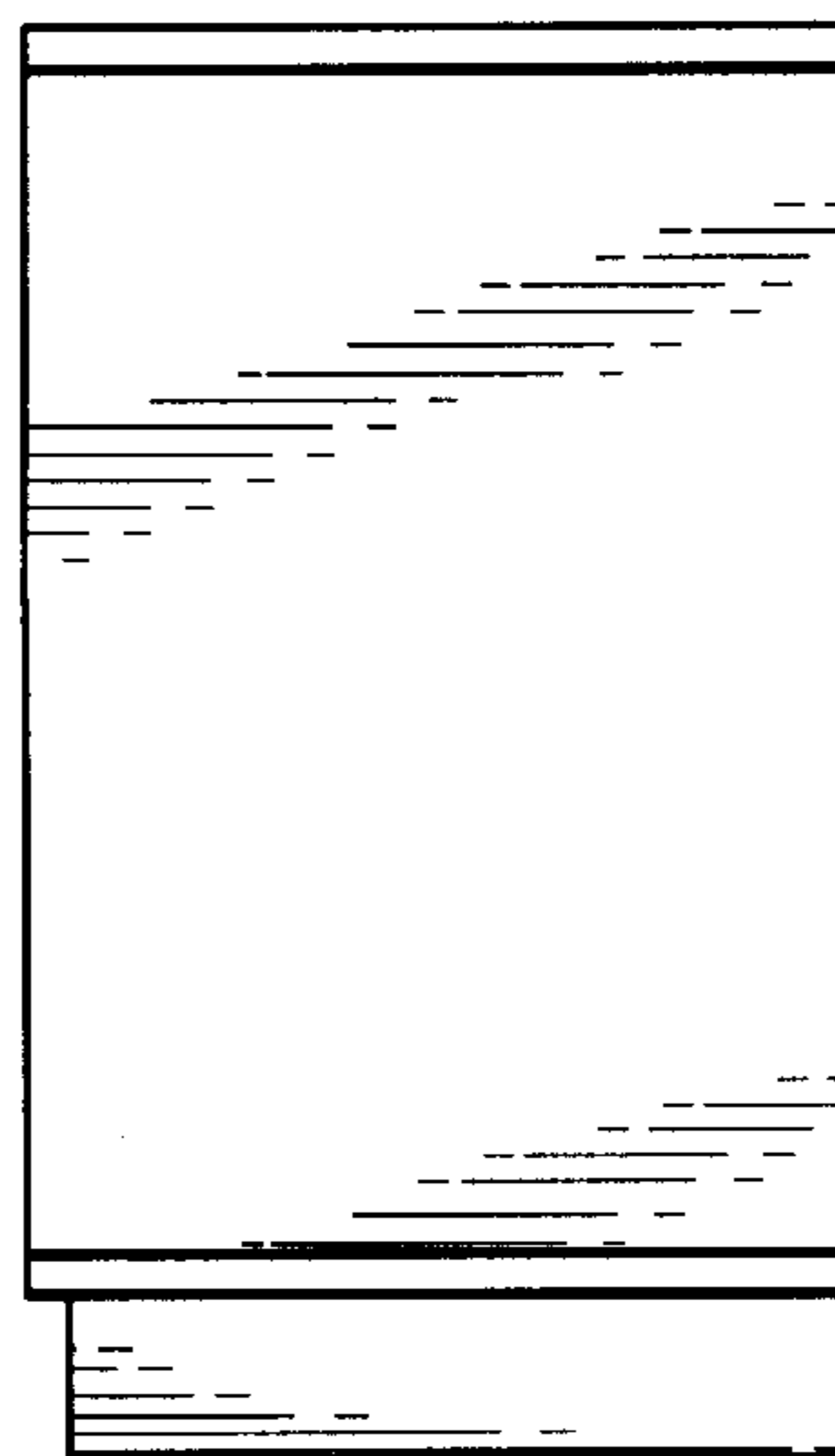


FIG - 3




FIG - 4

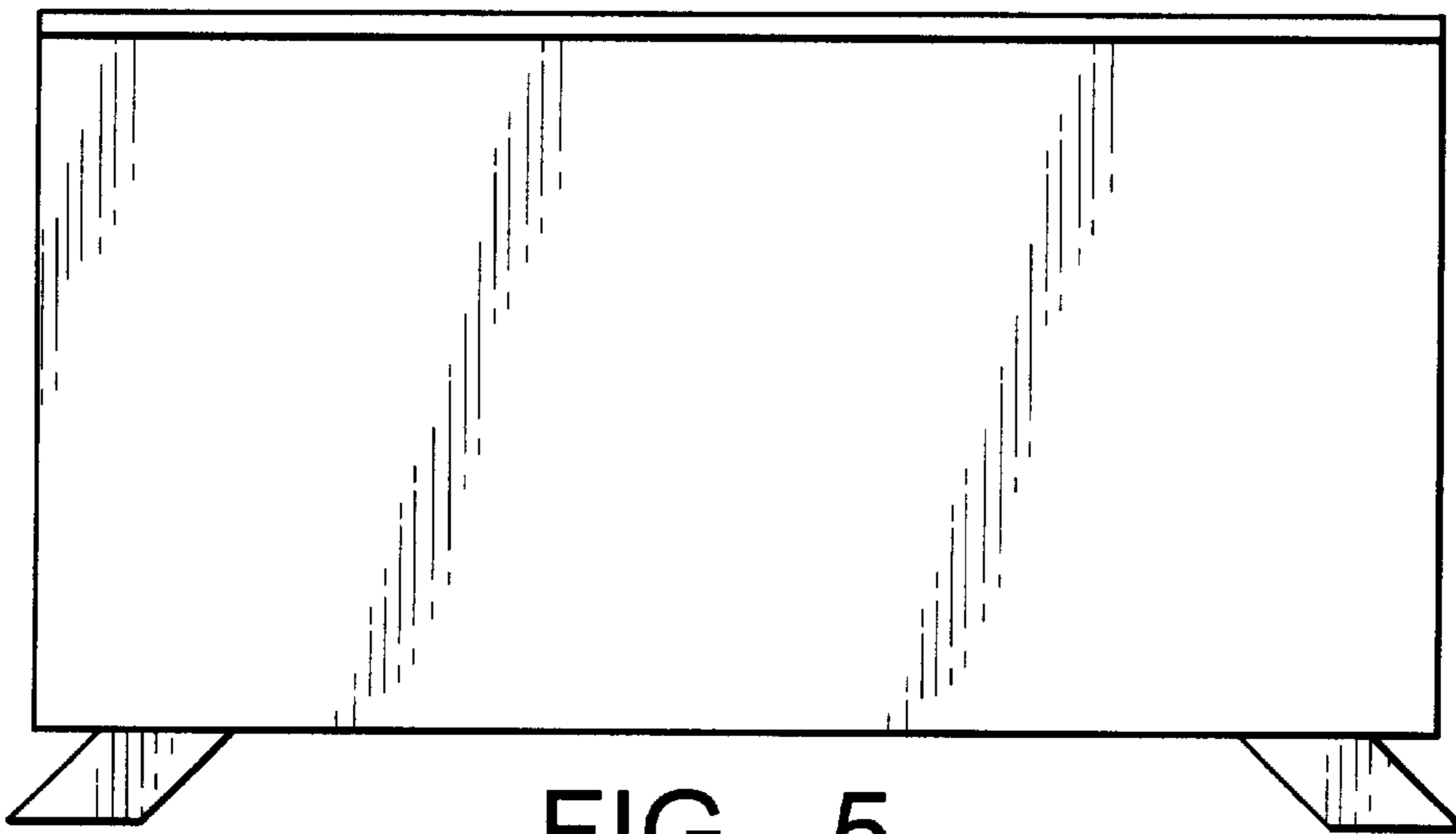


FIG - 5




FIG - 6