



US00D448184B1

(12) **United States Design Patent**
Hoisl

(10) **Patent No.:** **US D448,184 S**

(45) **Date of Patent:** **** Sep. 25, 2001**

(54) **RECLINER**

(75) Inventor: **Christian Hoisl**, Munich (DE)

(73) Assignee: **Garpa Garten & Park Einrichtungen GmbH**, Escheburg (DE)

(**) Term: **14 Years**

(21) Appl. No.: **29/125,588**

(22) Filed: **Jun. 27, 2000**

(30) **Foreign Application Priority Data**

Jan. 25, 2000 (XH) DM/050 595

(51) **LOC (7) Cl.** **06-01**

(52) **U.S. Cl.** **D6/368**

(58) **Field of Search** D6/334, 335, 368,
D6/370, 374, 379, 380, 500-502; 297/27,
28, 35, 359

(56) **References Cited**

U.S. PATENT DOCUMENTS

D. 403,872 * 1/1999 Grosfillex D6/368
4,906,046 * 3/1990 Kleinklaus 297/359

* cited by examiner

Primary Examiner—Doris V. Coles
Assistant Examiner—Mimosa De

(74) *Attorney, Agent, or Firm*—Sidley Austin Brown & Wood, LLP


(57) **CLAIM**

The ornamental design for a recliner, as shown and described.

DESCRIPTION

FIG. 1 shows a front perspective view of a recliner according to my new design;
FIG. 2 shows rear perspective view of a recliner according to my new design;
FIG. 3 shows an angular front perspective view of a recliner according to my new design;
FIG. 4 shows a side perspective view of a recliner according to my new design;
FIG. 5 shows a side perspective view of the recliner shown in FIG. 4 but with a slightly inclined back;
FIG. 6 shows a side perspective view of the recliner shown in FIGS. 4-5 but with a pronouncedly inclined back;
FIG. 7 shows a front elevational view of a recliner according to my new design in a folded condition thereof;
FIG. 8 shows a rear elevational view of a recliner according to my new design in a folded condition thereof;
FIG. 9 shows a side perspective view of a recliner according to my new design in a folded condition thereof; and,
FIG. 10 shows at an increased scale, a detail of the folded recliner shown in FIG. 8.

1 Claim, 5 Drawing Sheets






FIG. 1




FIG. 2




FIG. 3



FIG. 4



FIG. 5



FIG. 6




FIG. 7




FIG. 8




FIG. 9




FIG. 10