



US00D448183B1

(12) **United States Design Patent**  
**Brisson**

(10) **Patent No.:** **US D448,183 S**

(45) **Date of Patent:** **\*\* Sep. 25, 2001**

(54) **SOFA BED**

(75) Inventor: **Claude Brisson**, Morestel (FR)

(73) Assignee: **Cinna**, Serrieres De Briord (FR)

(\*\*) Term: **14 Years**

(21) Appl. No.: **29/107,530**

(22) Filed: **Jul. 7, 1999**

(30) **Foreign Application Priority Data**

Jan. 13, 1999 (XH) ..... DM/046 953

(51) **LOC (7) Cl.** ..... **06-01**

(52) **U.S. Cl.** ..... **D6/335; D6/381**

(58) **Field of Search** ..... D6/334, 335, 336,  
D6/364, 368, 371, 373, 381, 500, 501,  
502; 5/12.1; 297/232

(56) **References Cited**

**U.S. PATENT DOCUMENTS**

- D. 257,454 \* 10/1980 Nash ..... D6/364
- D. 263,770 \* 4/1982 Melchior ..... D6/334
- D. 355,784 \* 2/1995 Natuzzi et al. .... D6/381

- D. 361,212 \* 8/1995 Gibson ..... D6/334
- D. 362,353 \* 9/1995 Natuzzi et al. .... D6/381
- D. 380,103 \* 6/1997 Natuzzi et al. .... D6/381

\* cited by examiner

*Primary Examiner*—Gary D. Watson

(74) *Attorney, Agent, or Firm*—Mathews, Collins, Shepherd & Gould, P.A.

(57) **CLAIM**

The ornamental design for a sofa bed, as shown and described.

**DESCRIPTION**

FIG. 1 is a front perspective view of a sofa bed, showing my new design;  
 FIG. 2 is a front elevational view thereof;  
 FIG. 3 is a side elevational view, taken from the right of FIG. 2, the side opposite to that shown in FIG. 3 being the mirror image thereof;  
 FIG. 4 is a rear elevational view thereof;  
 FIG. 5 is a top plan view thereof; and,  
 FIG. 6 is a view similar to FIG. 1, the sofa bed being in an unfolded position.

**1 Claim, 6 Drawing Sheets**





**FIG. 1**





FIG. 2



**FIG. 3**



**FIG. 4**




FIG. 5



FIG. 6