



US00D448176B1

(12) **United States Design Patent**
Petner

(10) **Patent No.:** **US D448,176 S**

(45) **Date of Patent:** **** Sep. 25, 2001**

(54) **TOILET BRUSH**

(75) Inventor: **Robert E. Petner**, Burlington, NJ (US)

(73) Assignee: **Quickie Manufacturing Corporation**,
Cinnaminson, NJ (US)

(**) Term: **14 Years**

(21) Appl. No.: **29/124,636**

(22) Filed: **Jun. 1, 2000**

(51) **LOC (7) Cl.** **04-01**

(52) **U.S. Cl.** **D4/119; D4/128**

(58) **Field of Search** **D4/119, 127, 128,**
D4/132, 133, 138; 15/143.1, 159.1, 160,
186-188, 106, 164

(56) **References Cited**

U.S. PATENT DOCUMENTS

D. 425,308 * 5/2000 Ancona et al. D4/128
6,134,738 * 10/2000 Weber et al. 15/160 X

FOREIGN PATENT DOCUMENTS

0329938 * 8/1989 (EP) A47K/11/10
0867143 * 9/1998 (EP) A47K/11/10

* cited by examiner

Primary Examiner—Alan P. Douglas

Assistant Examiner—Lavone Tabor

(74) *Attorney, Agent, or Firm*—Stuart M. Goldstein

(57) **CLAIM**

The ornamental design for a toilet brush, as shown and described.

DESCRIPTION

FIG. 1 is an elevation view of the toilet brush of the invention.

FIG. 2 is an elevation view of the other side of the toilet brush of the invention, rotated 180° from the view of FIG. 1.

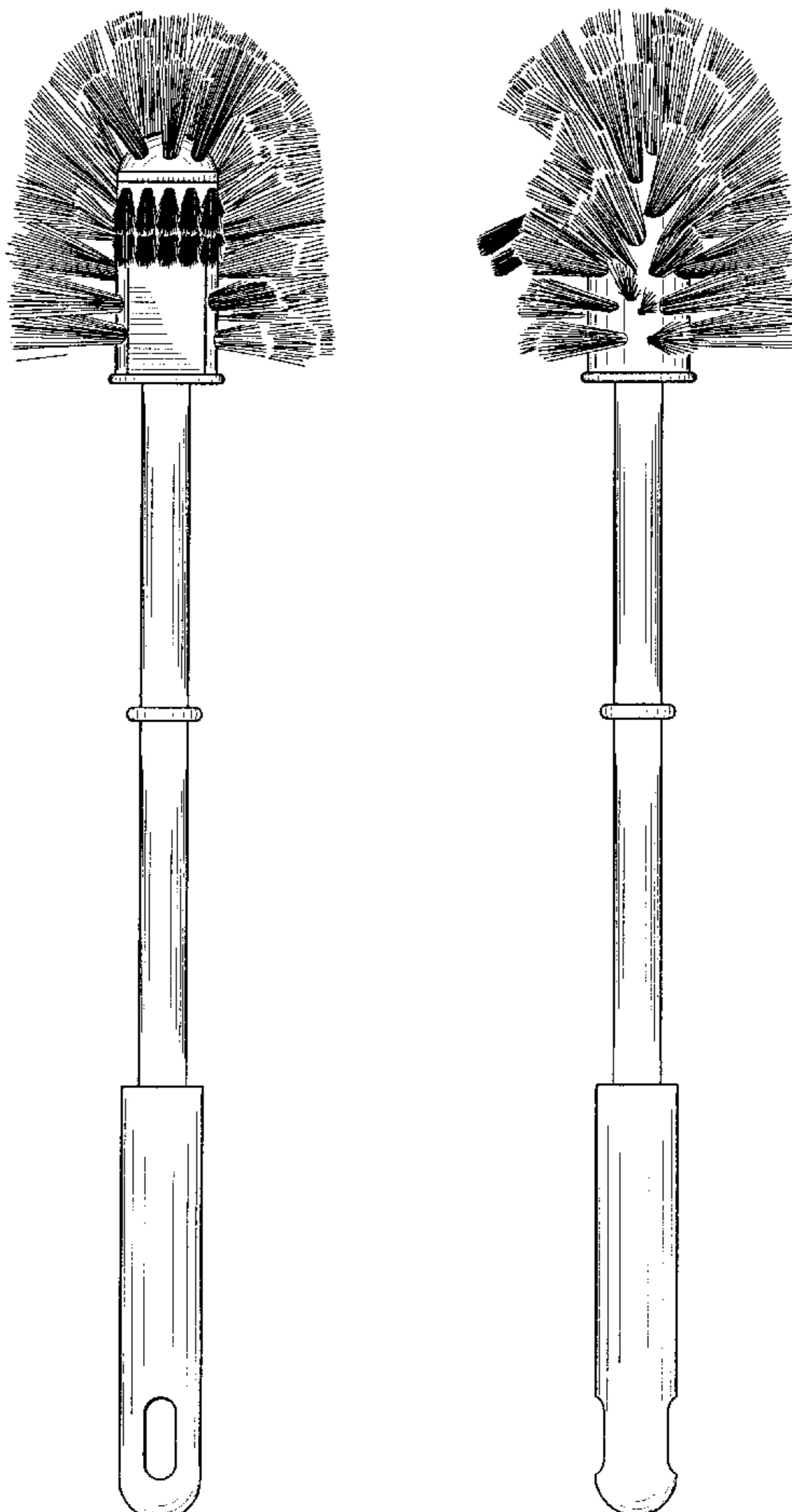
FIG. 3 is an elevation view of the toilet brush of the invention, rotated 90° from the view of FIG. 2.

FIG. 4 is an elevation view of the toilet brush of the invention, rotated 180° from the view of FIG. 3.

FIG. 5 is a top end view of the toilet brush of the invention; and,

FIG. 6 is a bottom end view of the toilet brush of the invention.

1 Claim, 3 Drawing Sheets



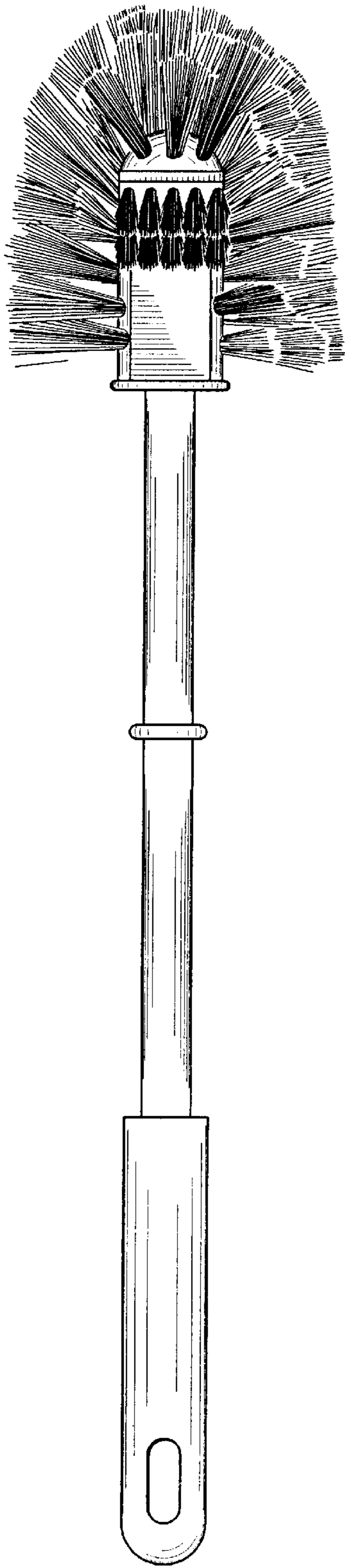


FIG. 1

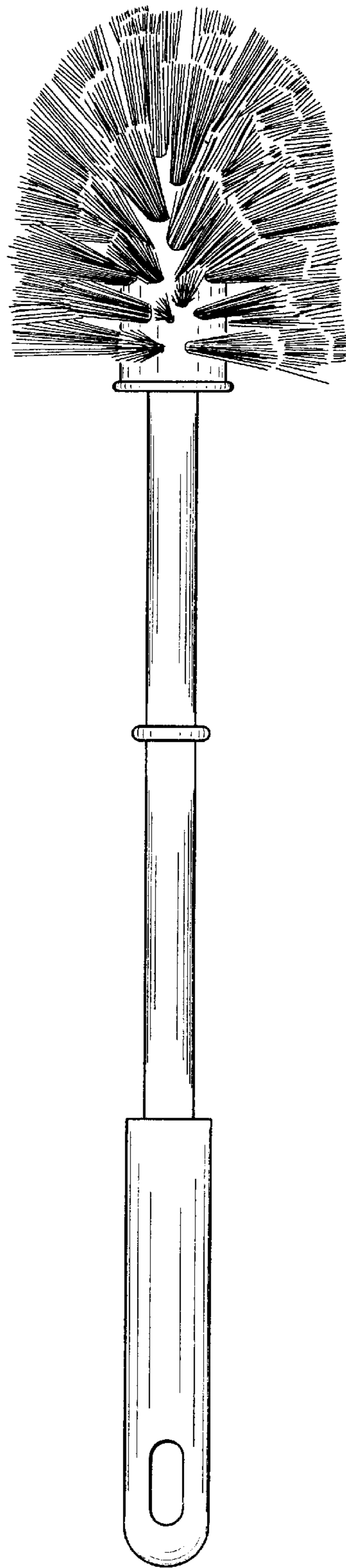


FIG. 2

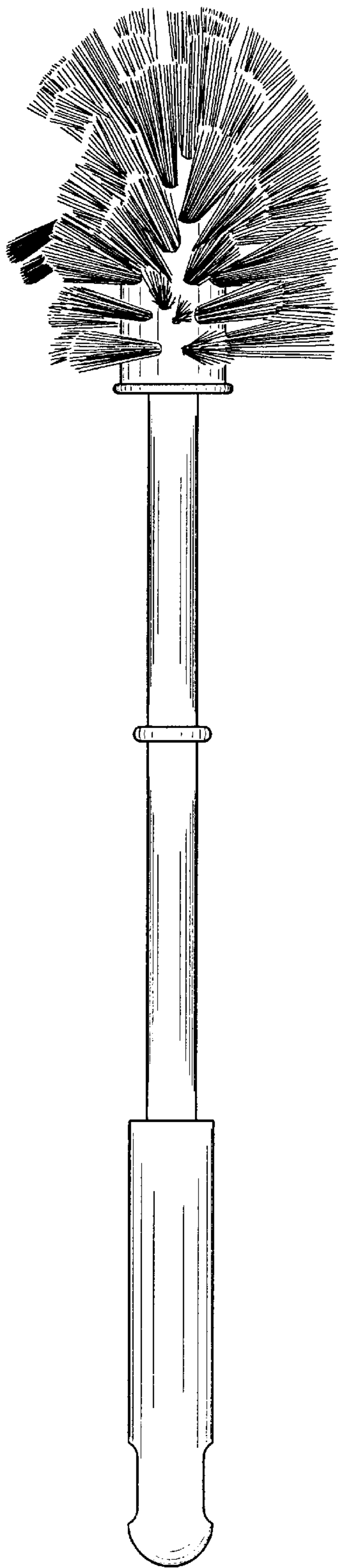


FIG. 3

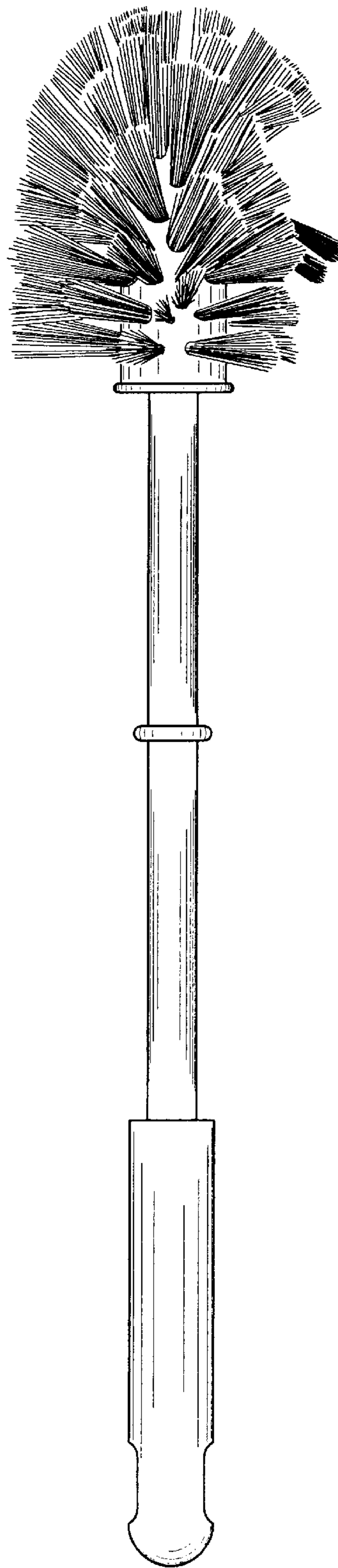


FIG. 4




FIG. 5




FIG. 6