



US00D448170B1

(12) **United States Design Patent**
Ammerman et al.

(10) **Patent No.:** **US D448,170 S**

(45) **Date of Patent:** **** Sep. 25, 2001**

(54) **INFLATABLE BLADDER INSERT FOR STRAP**

(75) Inventors: **Jill Greene Ammerman**, Beverly Farms; **Brian Lapointe**, Rockport, both of MA (US)

(73) Assignee: **Air Packs, Inc.**, Beverly, MA (US)

(**) Term: **14 Years**

(21) Appl. No.: **29/122,063**

(22) Filed: **Apr. 18, 2000**

(51) **LOC (7) Cl.** **03-99**

(52) **U.S. Cl.** **D3/327**

(58) **Field of Search** D3/327, 328, 318, D3/287; 224/264, 267, 643, 630; 383/3, 8, 17; D21/803; D24/191; 190/102, 107, 115

(56) **References Cited**

U.S. PATENT DOCUMENTS

D. 235,460	*	6/1975	Lovelace et al.	D3/327
D. 328,186	*	7/1992	Hanke	D3/327
D. 337,197	*	7/1993	Krutsch et al.	D3/327
D. 423,782		5/2000	Ammerman et al.	D3/327
3,883,053	*	5/1975	Pritchard et al.	224/5 P
4,682,587	*	7/1987	Curlee	128/78
5,129,564	*	7/1992	Danezin	224/264

5,195,948	*	3/1993	Hill et al.	602/19
5,435,647	*	7/1995	Oliver	383/3
5,632,429	*	5/1997	Cantwell	224/630
5,765,735	*	6/1998	Kimchi et al.	224/264
6,220,492	*	4/2001	Huang	D3/327
6,223,959	*	5/2001	Chen	224/264

* cited by examiner

Primary Examiner—Philip S. Hyder

(74) *Attorney, Agent, or Firm*—Wolf, Greenfield and Sacks

(57) **CLAIM**

The ornamental design for a inflatable bladder insert for strap, as shown and described.

DESCRIPTION

FIG. 1 is a side, top, perspective view of the inflatable bladder insert for strap with an air valve thereof shown in phantom;

FIG. 2 is a top view thereof;

FIG. 3 is a bottom view thereof;

FIG. 4 is a left side view thereof;

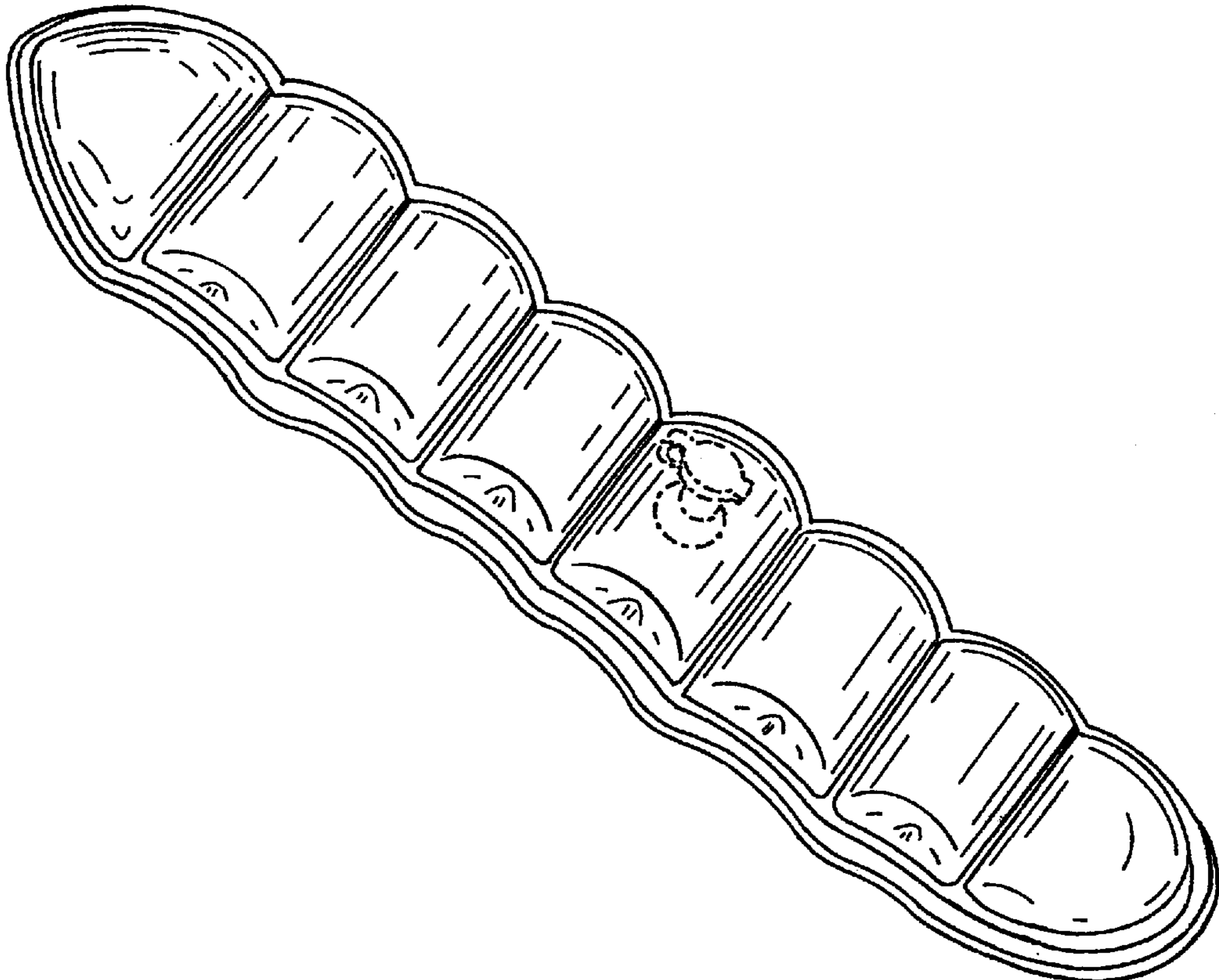
FIG. 5 is a right side view thereof;

FIG. 6 is a front view thereof; and,

FIG. 7 is a rear view thereof.

The broken line phantom showing of air valve is for illustrative purposes only and forms no part of the claimed design.

1 Claim, 3 Drawing Sheets



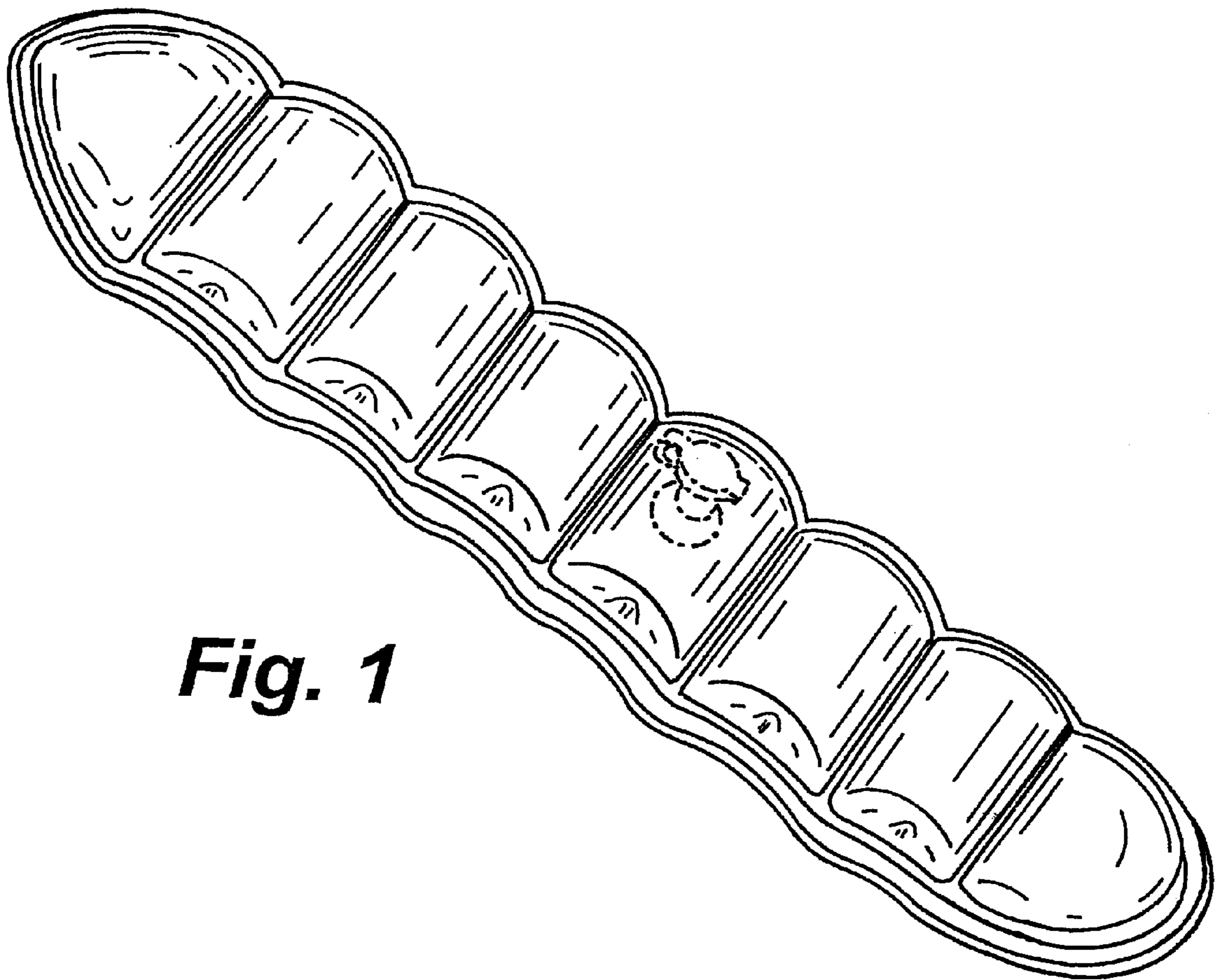


Fig. 1




Fig. 2

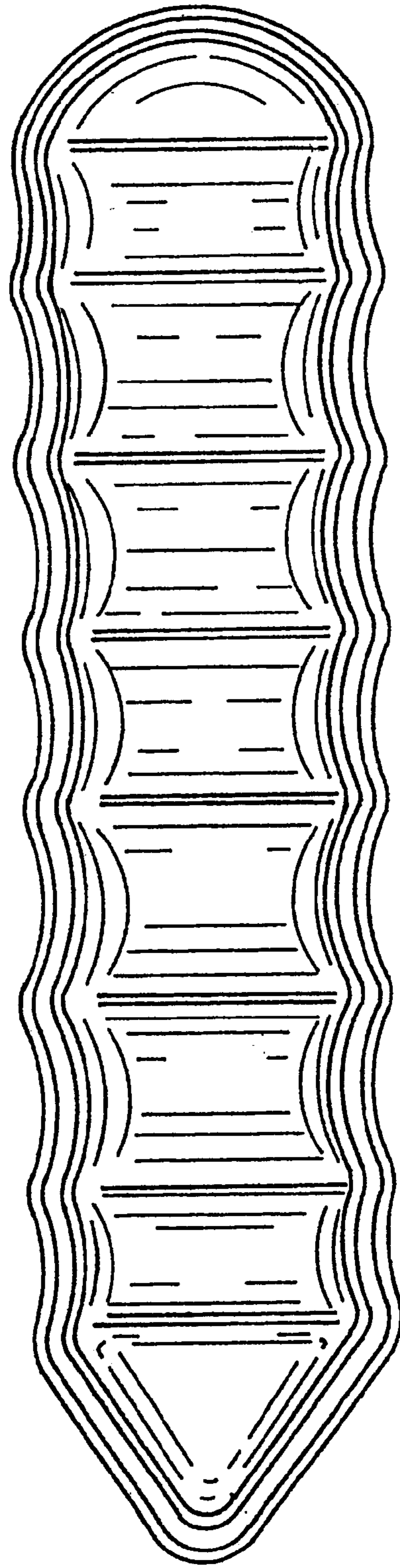


Fig. 3

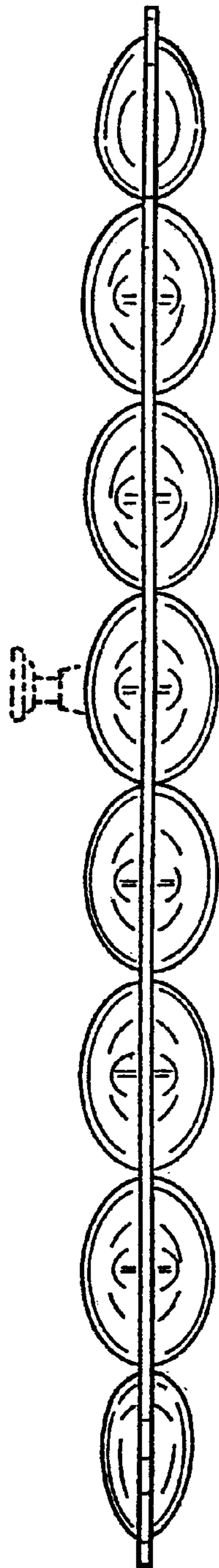


Fig. 4

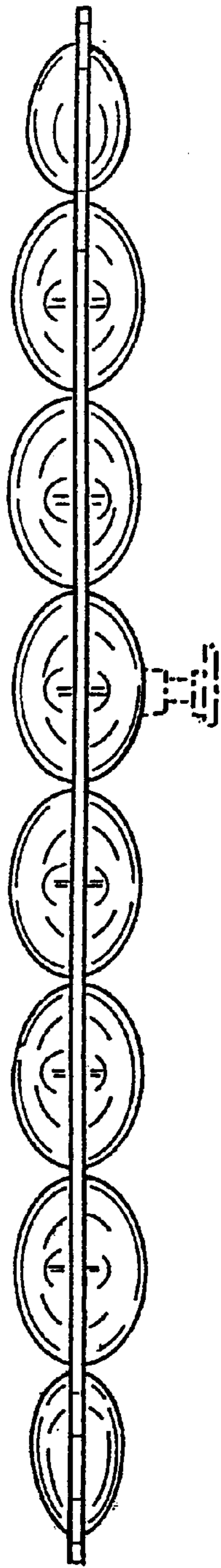


Fig. 5




Fig. 6




Fig. 7