



US00D448164B1

(12) **United States Design Patent**
Kolpin

(10) **Patent No.:** **US D448,164 S**

(45) **Date of Patent:** **** Sep. 25, 2001**

(54) **HANDGUN CASE**

(76) **Inventor:** **Ronald N. Kolpin**, 9380 Ladwig La.,
Berlin, WI (US) 54923

(**) **Term:** **14 Years**

(21) **Appl. No.:** **29/132,688**

(22) **Filed:** **Nov. 13, 2000**

(51) **LOC (7) Cl.** **03-01**

(52) **U.S. Cl.** **D3/262; D3/289; D3/276**

(58) **Field of Search** **D3/262, 276, 282,**
D3/283, 289, 290, 301; 190/100, 109, 110,
111; 206/317

D. 379,267 * 5/1997 Roegner D3/301
D. 399,056 * 10/1998 Tawil D3/283
6,009,996 * 1/2000 Purdy 206/317

OTHER PUBLICATIONS

Kolpin Product Magazine, pp. 1–36.

* cited by examiner

Primary Examiner—Philip S. Hyder

(74) *Attorney, Agent, or Firm*—Rider, Bennett, Egan &
Arundel

(57) **CLAIM**

The ornamental design for a handgun case, as shown and
described.

(56) **References Cited**

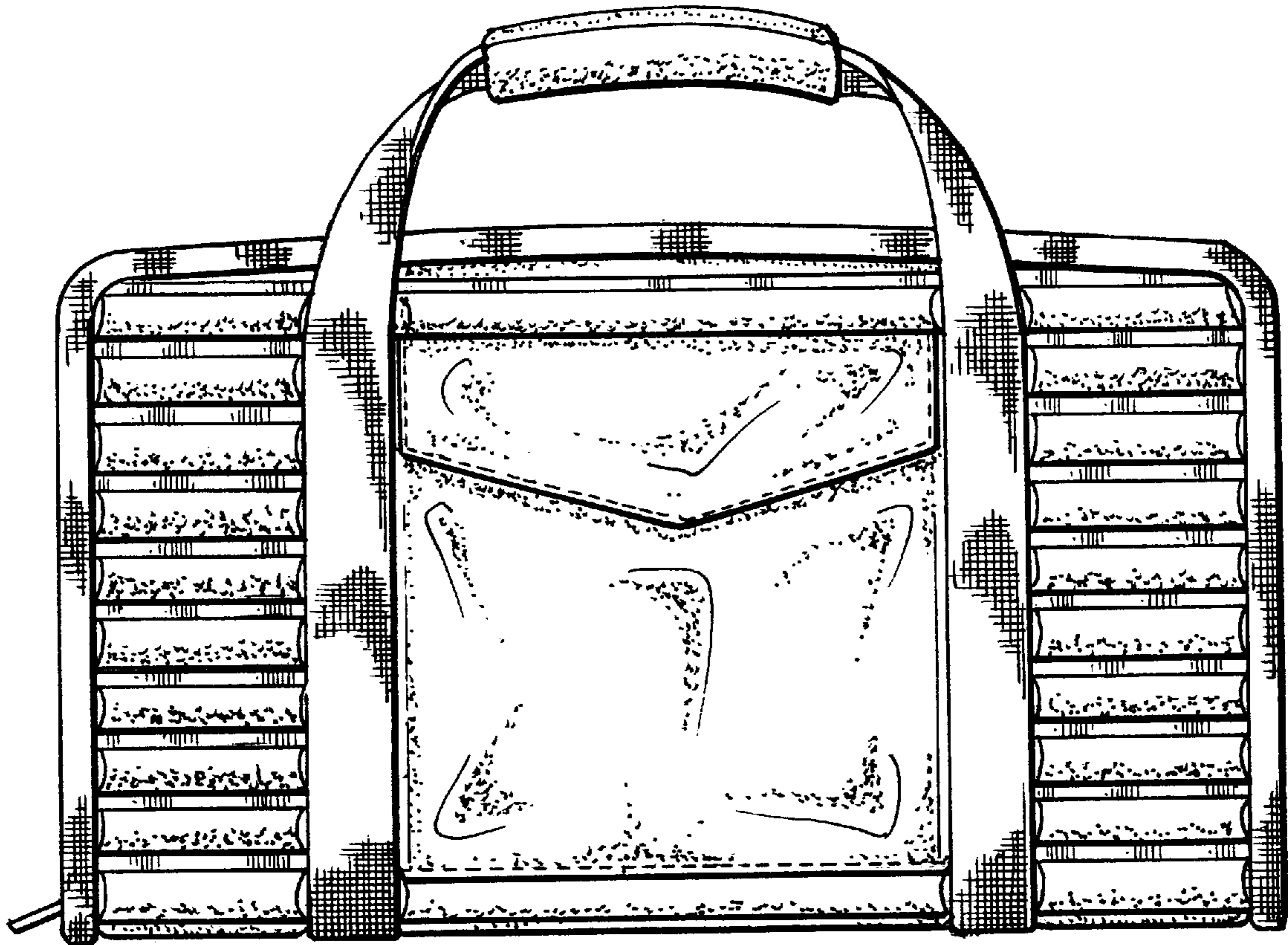
U.S. PATENT DOCUMENTS

D. 264,024	*	4/1982	Stark	D3/283
D. 280,867	*	10/1985	Allen	D3/287
D. 283,269	*	4/1986	Durbin	D3/262
D. 284,622	*	7/1986	Durbin	D3/262
D. 320,306	*	10/1991	Schwartz	D3/289
D. 340,256	*	10/1993	Hughes	D3/283
D. 346,901	*	5/1994	Dulka et al.	D3/289
D. 357,117	*	4/1995	Huang	D3/276

DESCRIPTION

FIG. 1 is a front elevational view showing my new design;
FIG. 2 is a top plan view;
FIG. 3 is a rear elevational view;
FIG. 4 is a bottom plan view;
FIG. 5 is a left side elevational view; and,
FIG. 6 is a right side elevational view.

1 Claim, 3 Drawing Sheets



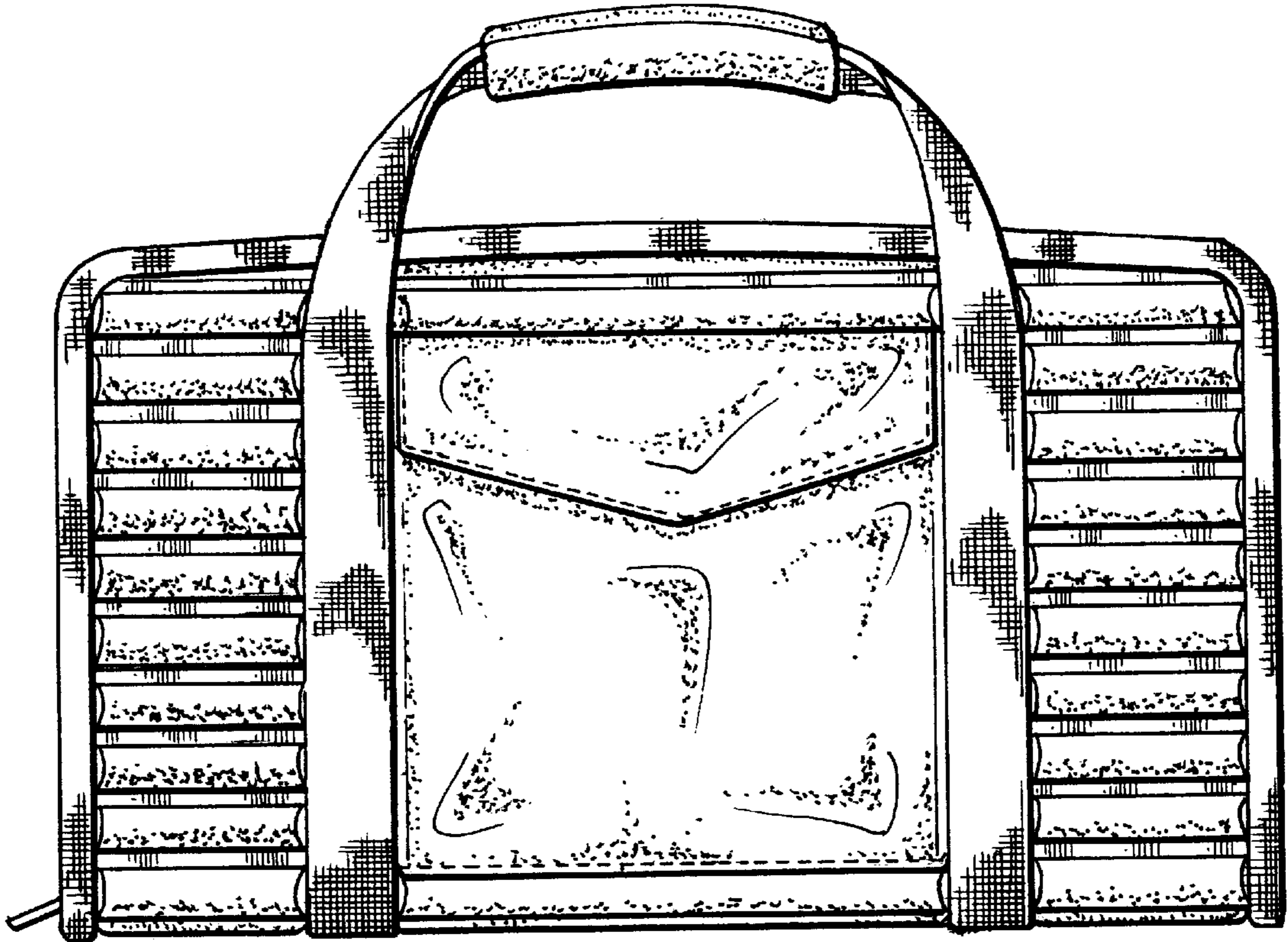


Fig. 1.

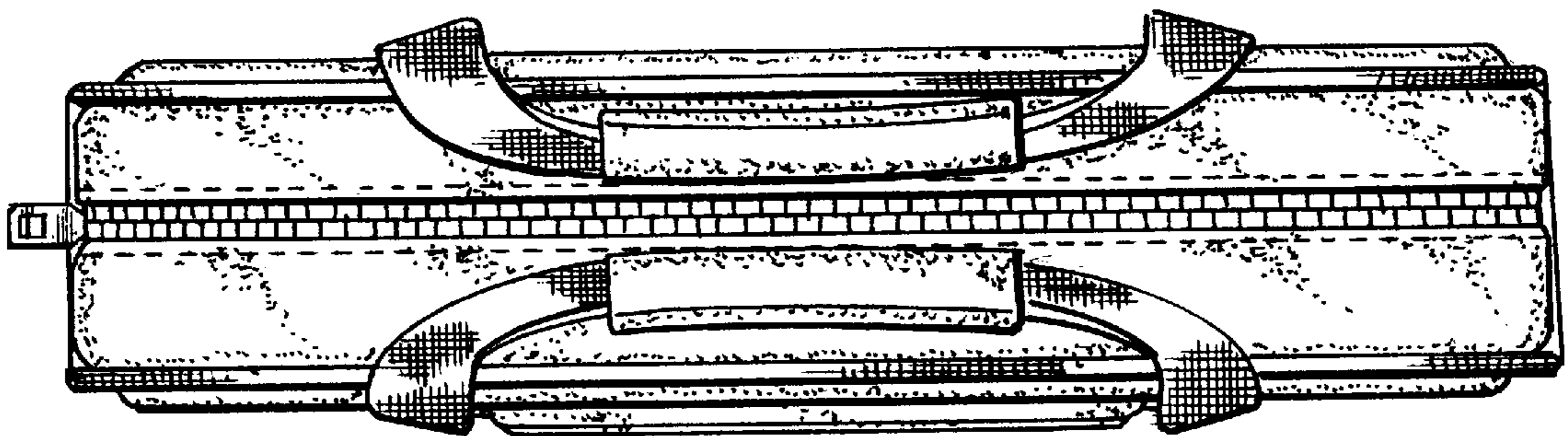


Fig. 2.

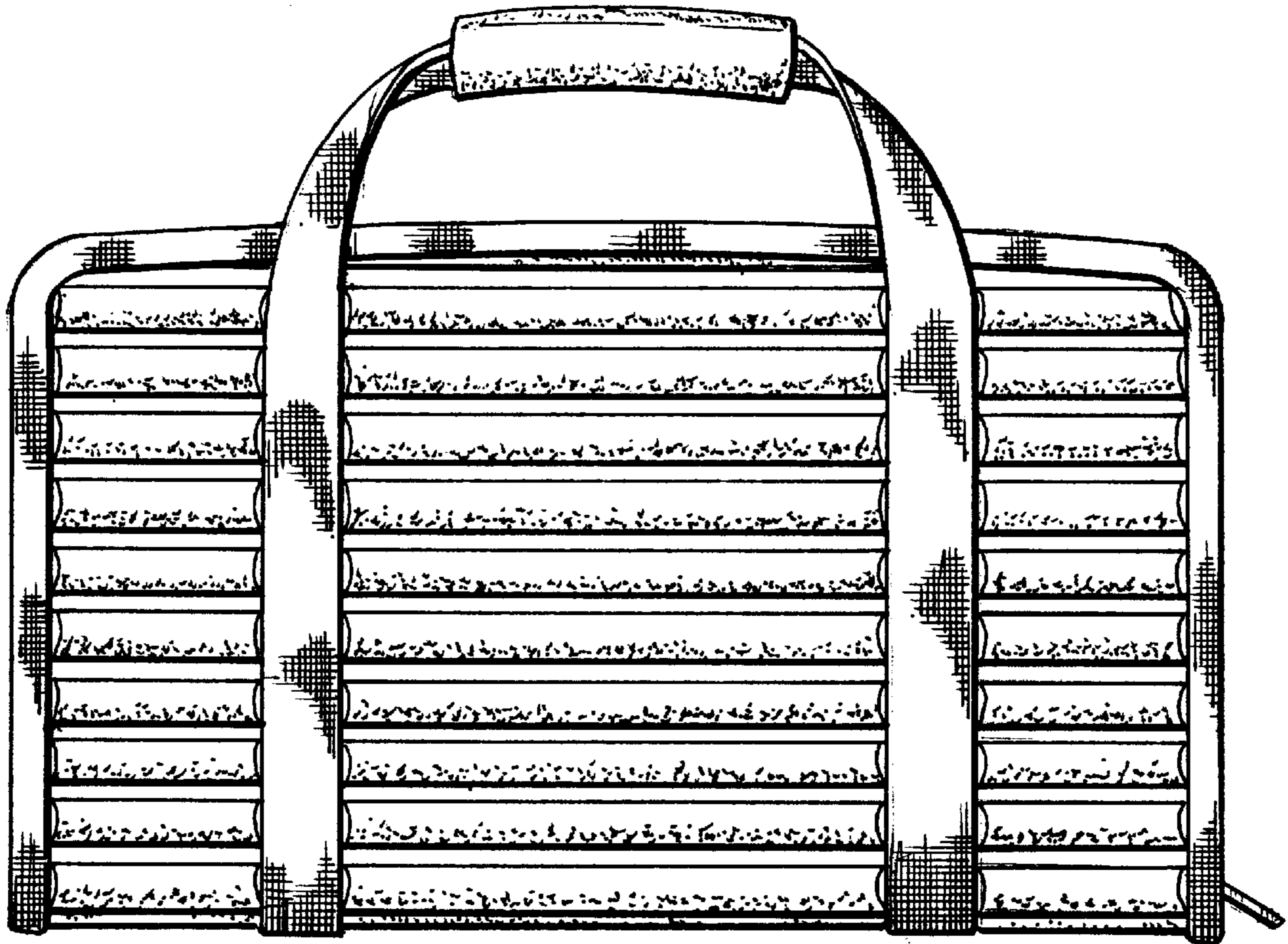


Fig. 3.




Fig. 4.

Fig. 5.

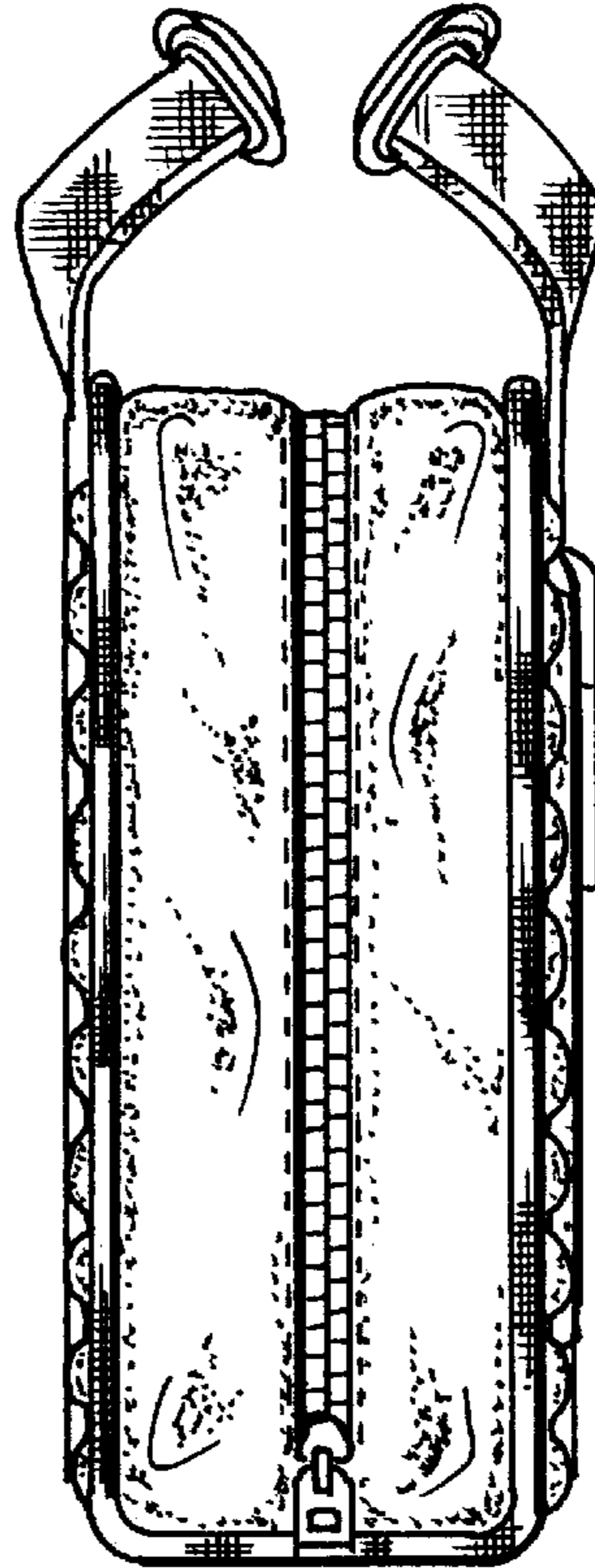


Fig. 6.

