



US00D448156B1

(12) **United States Design Patent** (10) **Patent No.:** **US D448,156 S**  
**Gietz** (45) **Date of Patent:** **\*\* Sep. 25, 2001**

(54) **LEATHER STRAP KEY RING**

*Primary Examiner*—Ralf Seifert

(76) Inventor: **Leonard Gietz**, 305 E. Park, Victoria,  
TX (US) 77901

(57) **CLAIM**

The ornamental design for a leather strap key ring, as shown  
and described.

(\*\*) Term: **14 Years**

**DESCRIPTION**

(21) Appl. No.: **29/133,568**

FIG. 1 is a front view of the leather strap key ring in  
accordance with the present invention;

(22) Filed: **Dec. 4, 2000**

FIG. 2 is a right side view of the leather strap key ring in  
accordance with the present invention;

(51) **LOC (7) Cl.** ..... **03-01**

(52) **U.S. Cl.** ..... **D3/207**

(58) **Field of Search** ..... D3/207–212; D11/210;  
D8/347, 348; 70/456, 457, 458; 40/634;  
24/3.6

FIG. 3 is a left side view of the leather strap key ring in  
accordance with the present invention;

FIG. 4 is a back view of the leather strap key ring in  
accordance with the present invention;

(56) **References Cited**

**U.S. PATENT DOCUMENTS**

D. 59,025	*	9/1921	McCullough	.....	D3/207
D. 253,676	*	12/1979	Mathieson	.....	D3/207
D. 365,442	*	12/1995	Davis et al.	.....	D3/207
D. 373,017	*	8/1996	Lewis	.....	D3/207
D. 386,610	*	11/1997	Wright	.....	D3/207
D. 438,373	*	3/2001	Riley	.....	D3/207

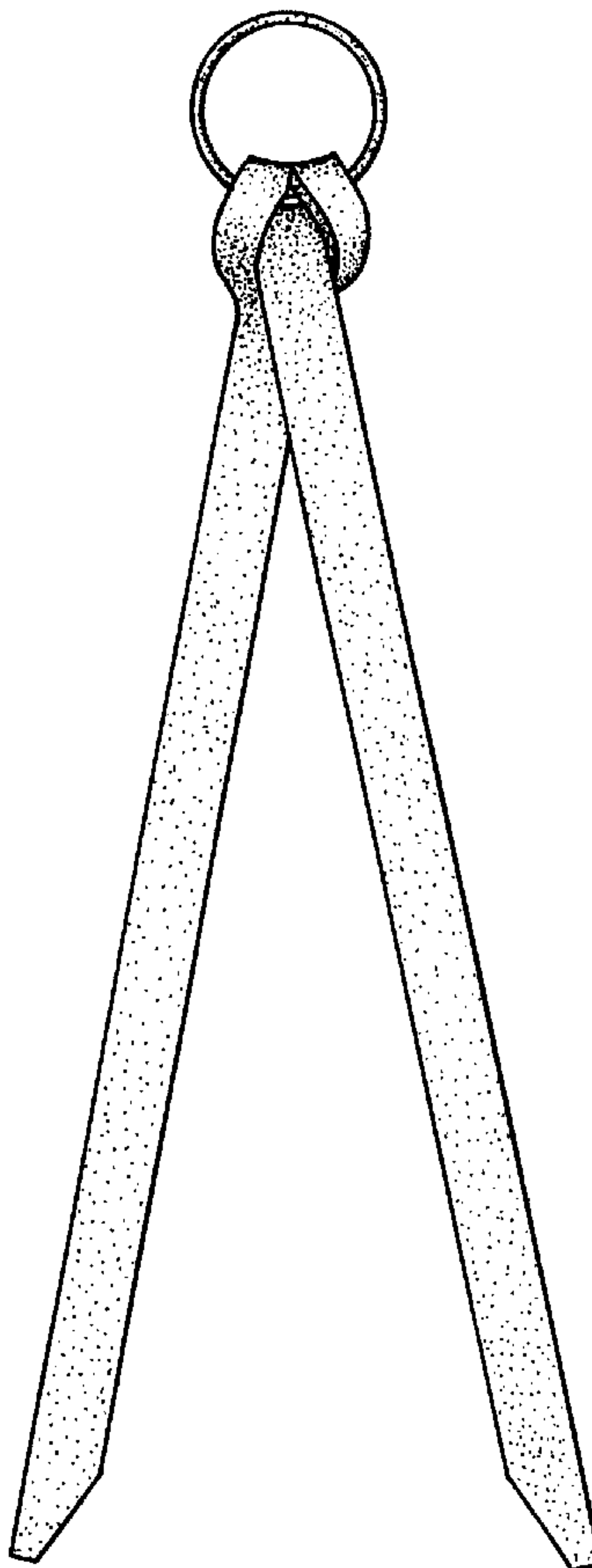
FIG. 5 is a top view of the leather strap key ring in  
accordance with the present invention; and,

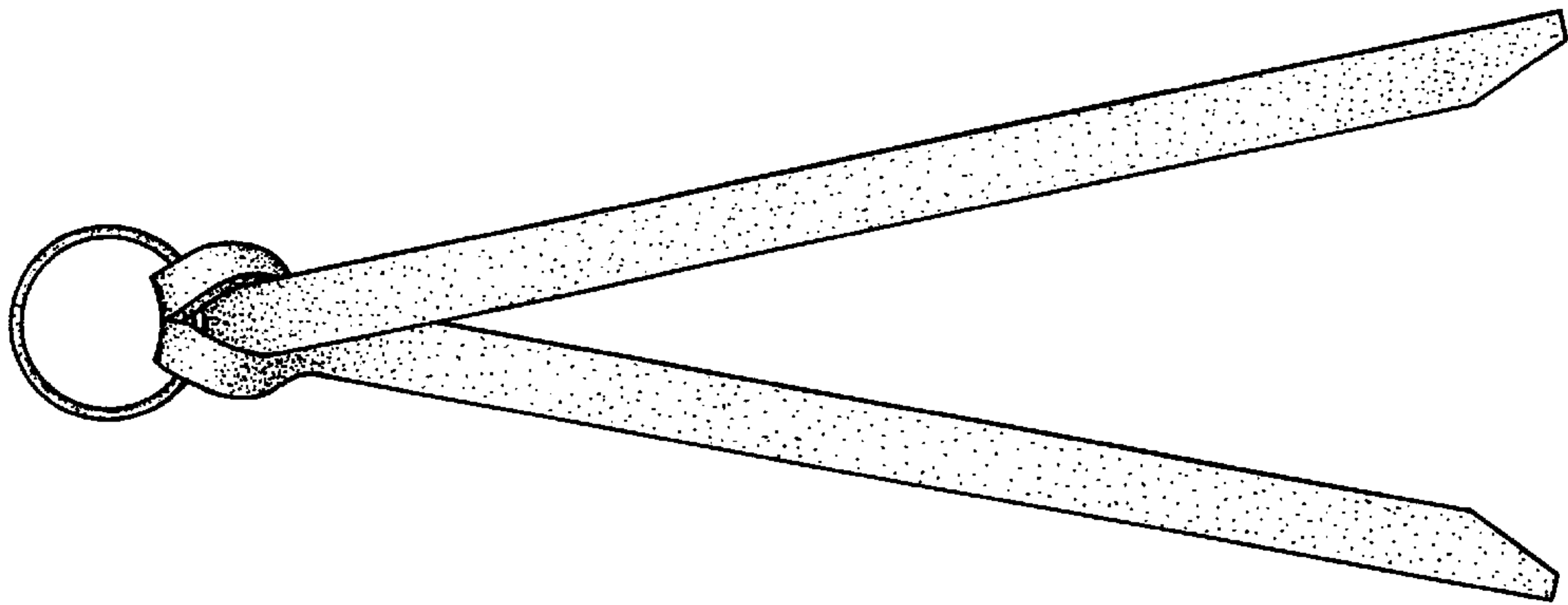
FIG. 6 is a bottom view of the leather strap key ring in  
accordance with the present invention.

Any dashed lines depict environment and are not part of the  
claimed design. In addition, any stippling shown in the  
drawing is for shading purposes, and does not form a part of  
the claimed design.

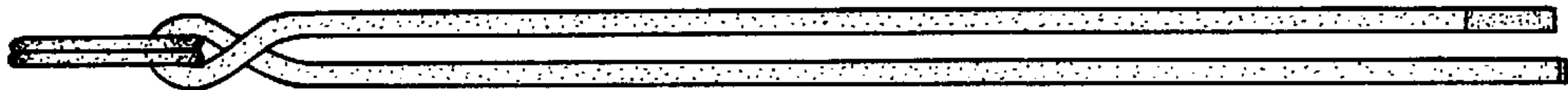
\* cited by examiner

**1 Claim, 2 Drawing Sheets**






*Fig. 1*



*Fig. 2*



*Fig. 3*

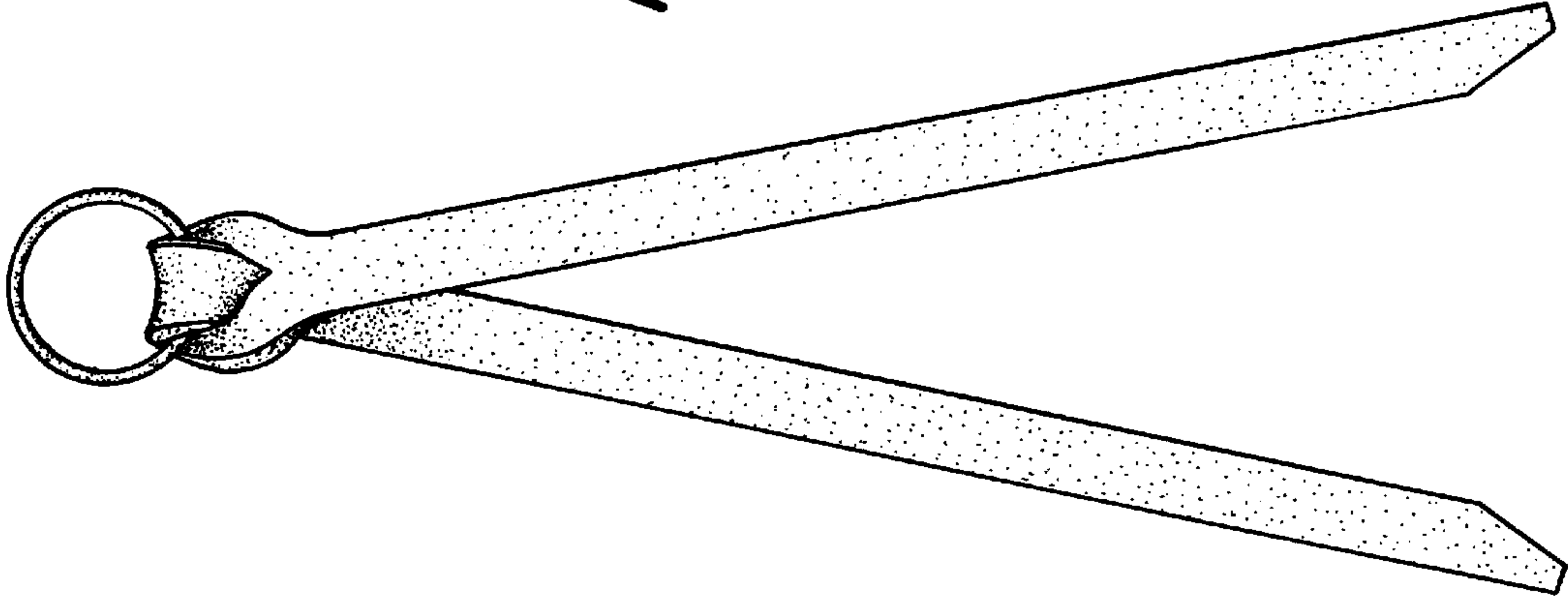


Fig. 4



Fig. 5



Fig. 6