



US00D448145B1

(12) **United States Design Patent**
Jacobs

(10) **Patent No.:** **US D448,145 S**

(45) **Date of Patent:** **** Sep. 25, 2001**

(54) **PAIR OF SANDALS**

(75) Inventor: **Marc Jacobs**, Paris (FR)

(73) Assignee: **Louis Vuitton Malletier, S.A.**, Paris (FR)

(**) Term: **14 Years**

(21) Appl. No.: **29/134,850**

(22) Filed: **Jan. 3, 2001**

(30) **Foreign Application Priority Data**

Jul. 3, 2000 (FR) 00 3859

(51) **LOC (7) Cl.** **02-04**

(52) **U.S. Cl.** **D2/916; D2/918**

(58) **Field of Search** D2/897, 909, 916-942,
D2/947, 951, 953, 961, 969; 36/11.5, 83-87,
100, 7.5, 7.7, 7.1 R, 9 A, 126-131, 8.1-8.4,
50.1, 102

(56) **References Cited**

U.S. PATENT DOCUMENTS

D. 177,051 * 3/1956 Jones D2/918

D. 407,538 * 4/1999 Birkenstock D2/916
4,279,049 * 7/1981 Coiquand 36/11.5

* cited by examiner

Primary Examiner—Louis S. Zarfes

Assistant Examiner—Gregory Andoll

(74) *Attorney, Agent, or Firm*—Finnegan, Henderson, Farabow, Garrett & Dunner, L.L.P.

(57) **CLAIM**

The ornamental design for the pair of sandals, as shown and described.

DESCRIPTION

FIG. 1 is a left-side perspective view of the left sandal of the pair of sandals;

FIG. 2 is a left-side view of the design of FIG. 1;

FIG. 3 is a right-side view of the design of FIG. 1;

FIG. 4 is a front view of the design of FIG. 1;


FIG. 5 is a back view of the design of FIG. 1;

FIG. 6 is a top view of the design of FIG. 1; and,

FIG. 7 is a bottom view of the design of FIG. 1.

The sandal for the right foot is the mirror image of the sandal depicted in FIGS. 1 through 7.

1 Claim, 4 Drawing Sheets






FIG. 1




FIG. 2




FIG. 3




FIG. 4



FIG. 5



FIG. 6

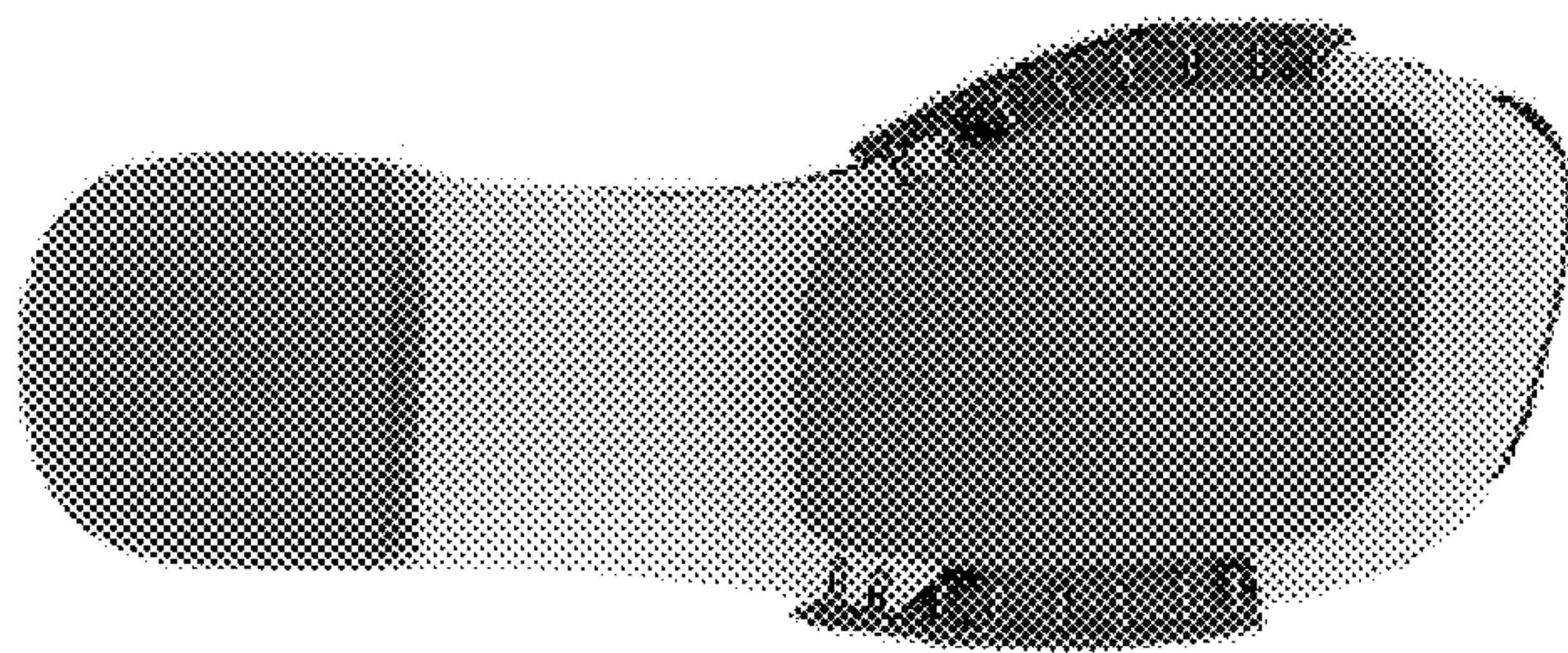


FIG. 7