



US00D448141B1

(12) **United States Design Patent**
Huang

(10) **Patent No.:** **US D448,141 S**

(45) **Date of Patent:** **** Sep. 25, 2001**

(54) **SHOE HORN**

(75) Inventor: **Henry Huang**, Toronto (CA)

(73) Assignee: **Umbra, Inc.**, Buffalo, NY (US)

(**) Term: **14 Years**

(21) Appl. No.: **29/135,475**

(22) Filed: **Jan. 12, 2001**

(51) **LOC (7) Cl.** **07-99**

(52) **U.S. Cl.** **D2/642**

(58) **Field of Search** D2/641, 642, 643;
223/113, 114, 115, 116, 117, 118; D3/201,
208, 210

(56) **References Cited**

U.S. PATENT DOCUMENTS

D. 128,654	8/1941	Jobst .	
D. 170,519	10/1953	Beroset .	
D. 223,974	6/1972	Tsutsui .	
D. 224,365	* 7/1972	Lewis	D2/642
D. 290,063	6/1987	Wright .	
D. 302,490	8/1989	Denney .	
D. 310,908	* 10/1990	Santore	D2/642
D. 338,617	8/1993	Song .	
D. 378,547	3/1997	Holland .	
D. 427,418	7/2000	Huang et al. .	
821,049	5/1906	Mason .	
1,522,922	9/1925	Smiley .	

OTHER PUBLICATIONS

Wooden Shoehorn from Formosa Regent Hotel, Taipei, Taiwan, available as early as Mar., 1998.

* cited by examiner

Primary Examiner—Paula A. Mortimer

(74) *Attorney, Agent, or Firm*—SAIDMAN DesignLaw Group

(57) **CLAIM**

The ornamental design for a shoe horn, as shown and described.

DESCRIPTION

FIG. 1 is a perspective view of a shoe horn showing my new design;

FIG. 2 is a front view thereof;

FIG. 3 is a rear view thereof;

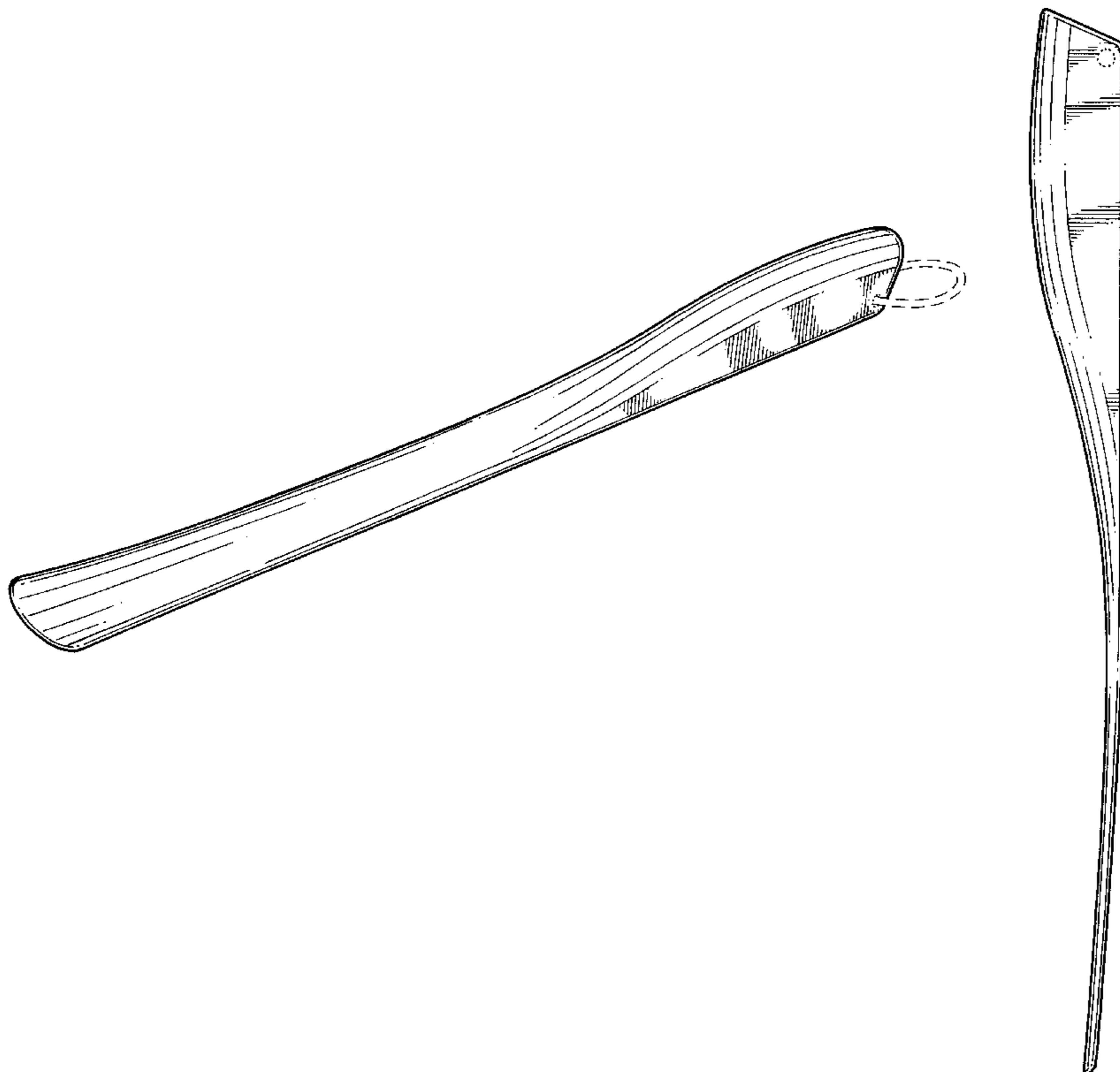
FIG. 4 is a left side view thereof, the right side view being a mirror image;

FIG. 5 is a top view thereof; and,

FIG. 6 is a bottom view thereof.

The dashed lines in FIG. 1 are shown for environmental purposes only and form no part of the claimed design. The dotted lines shown in FIGS. 1 and 4 represent boundaries of the claimed design and form no part thereof.

1 Claim, 4 Drawing Sheets



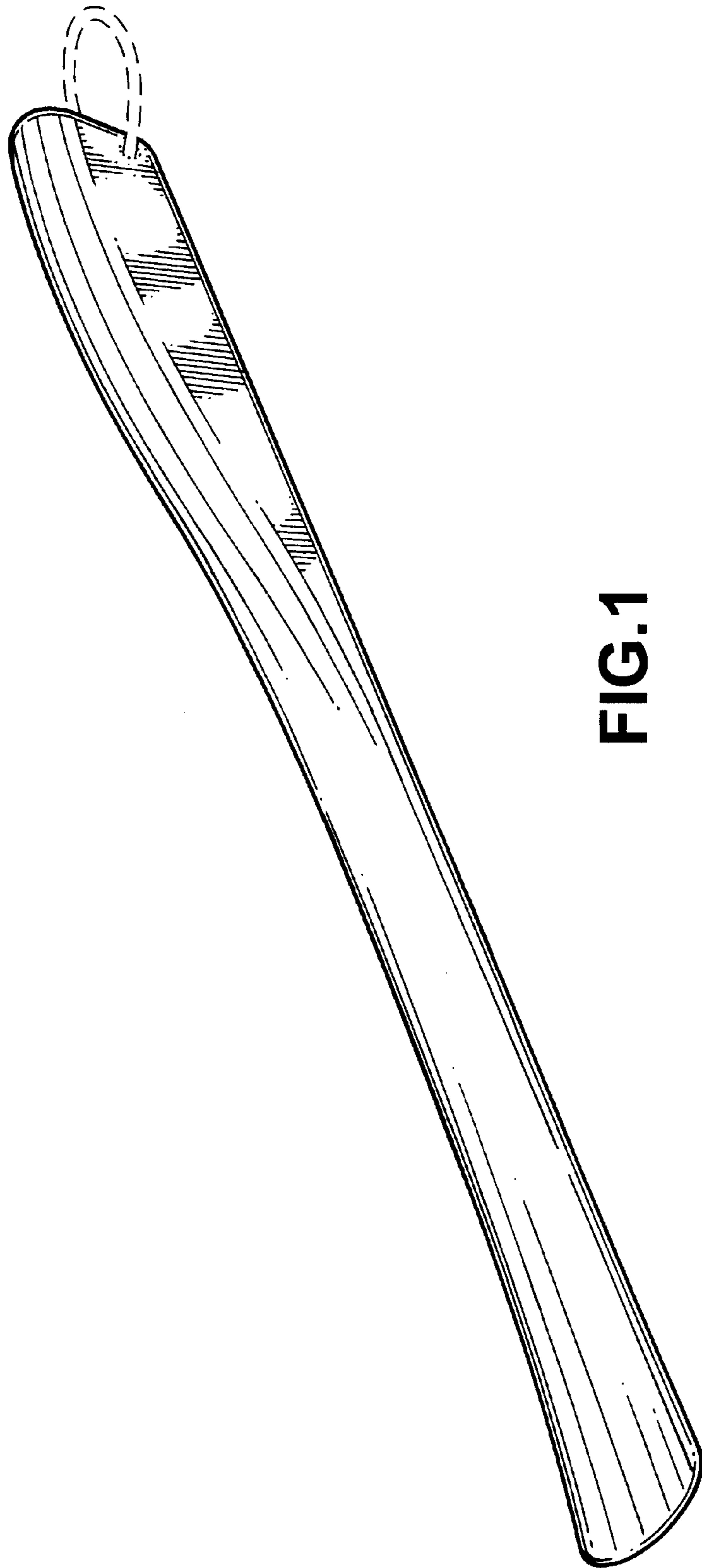


FIG.1

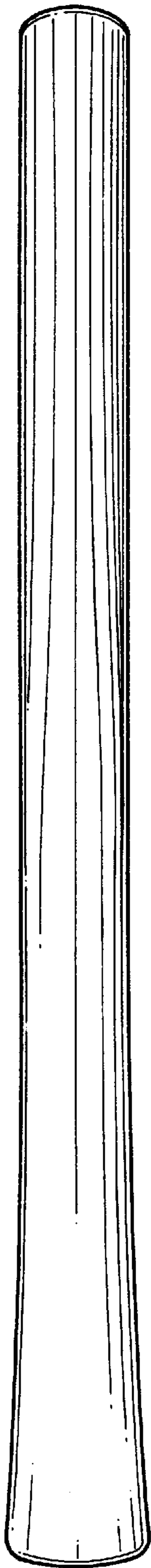


FIG. 2

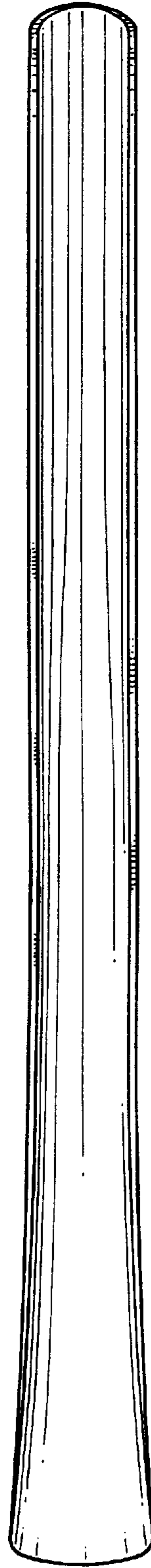


FIG. 3




FIG.4

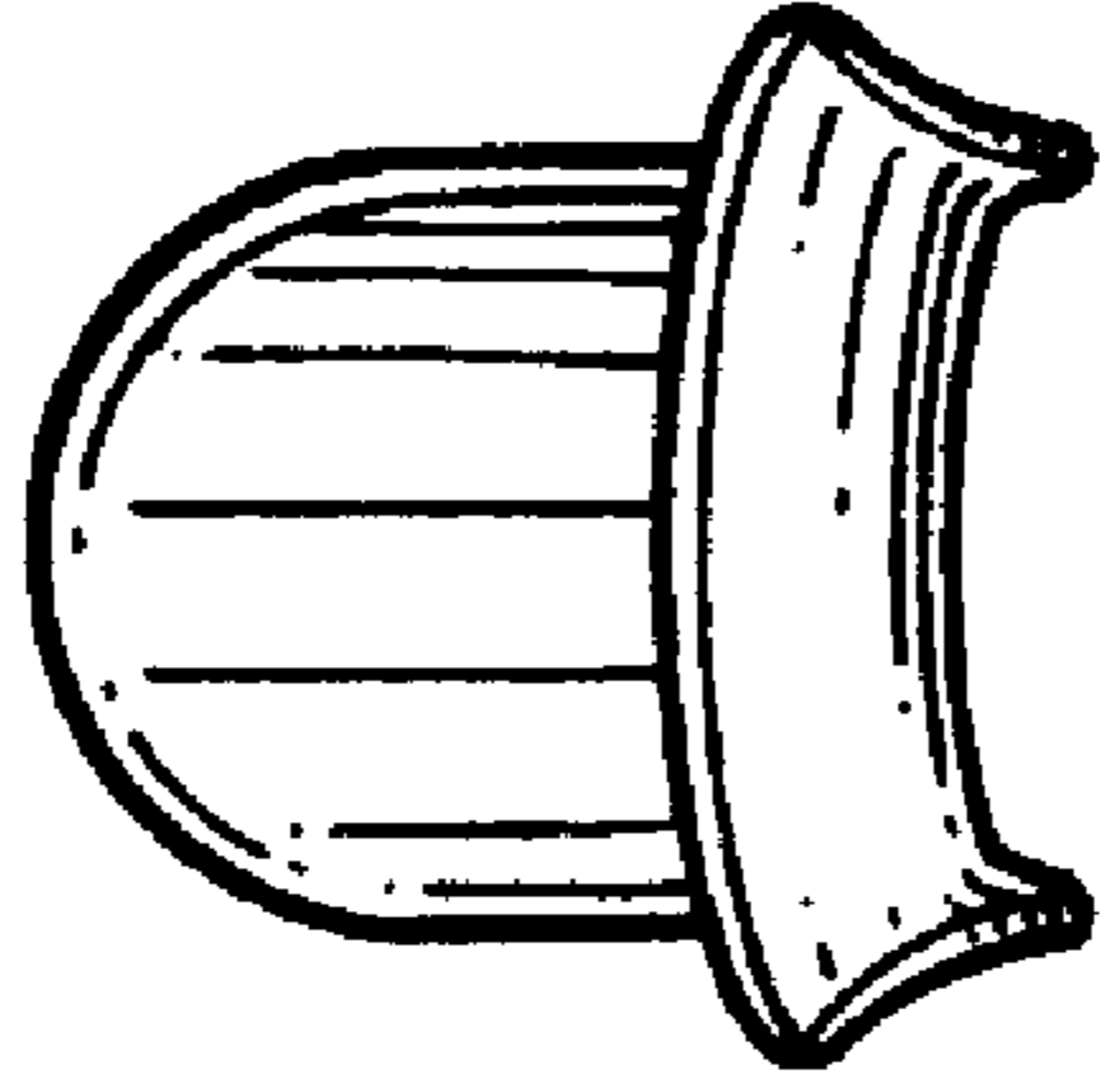


FIG. 6

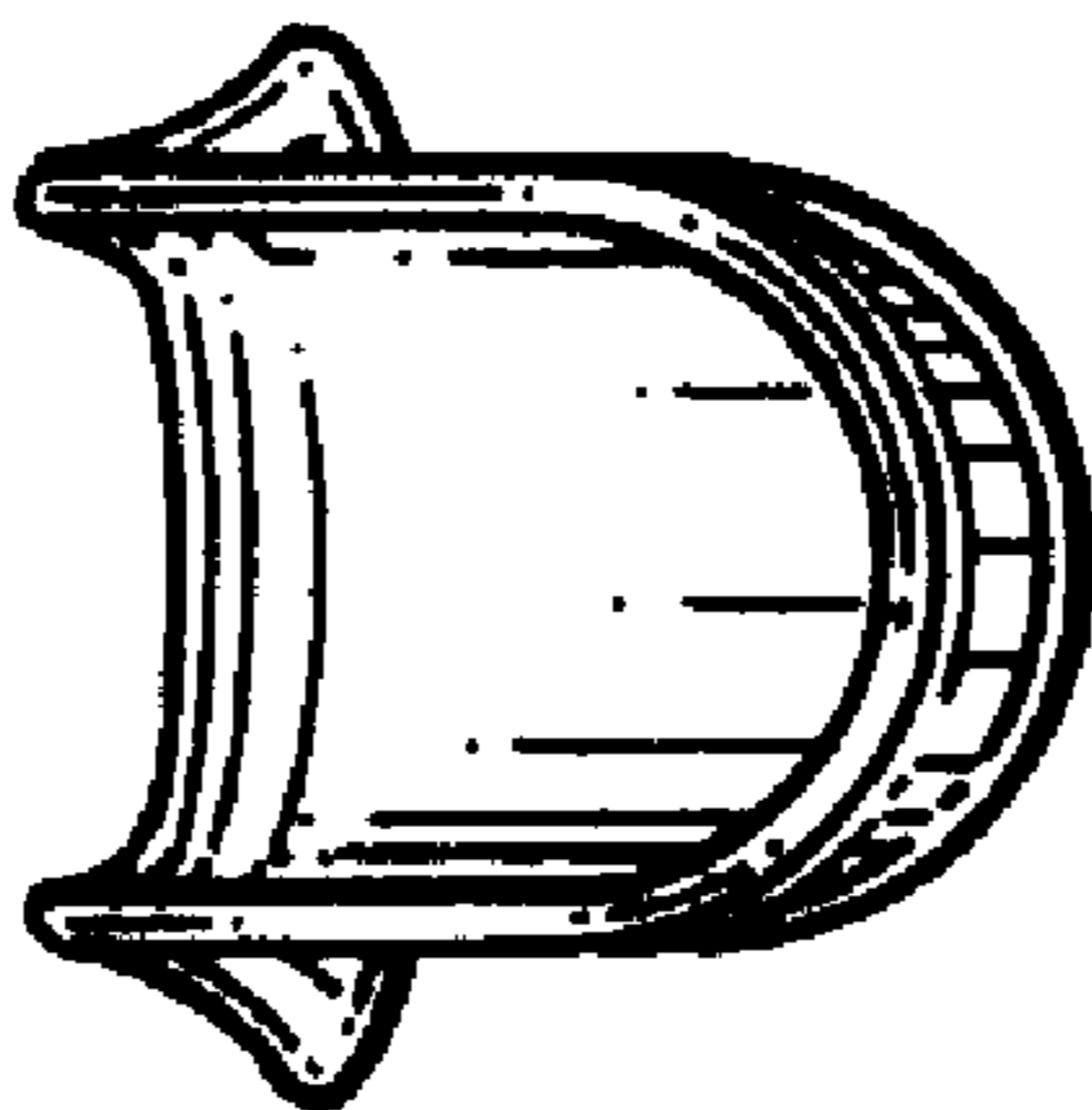


FIG. 5