



US00D448140B1

(12) **United States Design Patent**
Fletcher

(10) **Patent No.:** **US D448,140 S**

(45) **Date of Patent:** **** Sep. 25, 2001**

(54) **NOVELTY DOUBLE BACK SIDED NECKTIE**

3,264,654 * 8/1966 Woronowicz et al. 2/146
3,506,978 * 4/1970 Santona 2/150

(76) Inventor: **John Fletcher**, 301 Owen La. Suite A,
Waco, TX (US) 76710

* cited by examiner

(**) Term: **14 Years**

Primary Examiner—Paula A. Mortimer
(74) *Attorney, Agent, or Firm*—David G. Henry

(21) Appl. No.: **29/130,117**

(57) **CLAIM**

(22) Filed: **Sep. 26, 2000**

The ornamental design for a novelty double back sided necktie, as shown.

(51) **LOC (7) Cl.** **02-05**

DESCRIPTION

(52) **U.S. Cl.** **D2/605**

FIG. 1 is an end elevational view of a novelty double back sided necktie showing my new design;

(58) **Field of Search** D2/600, 605; 2/144,
2/145, 146, 150, 152.1, 153

FIG. 2 is a front elevational view of the necktie of FIG. 1;
FIG. 3 is a rear elevational view of the necktie of FIG. 1 and FIG. 2;

(56) **References Cited**

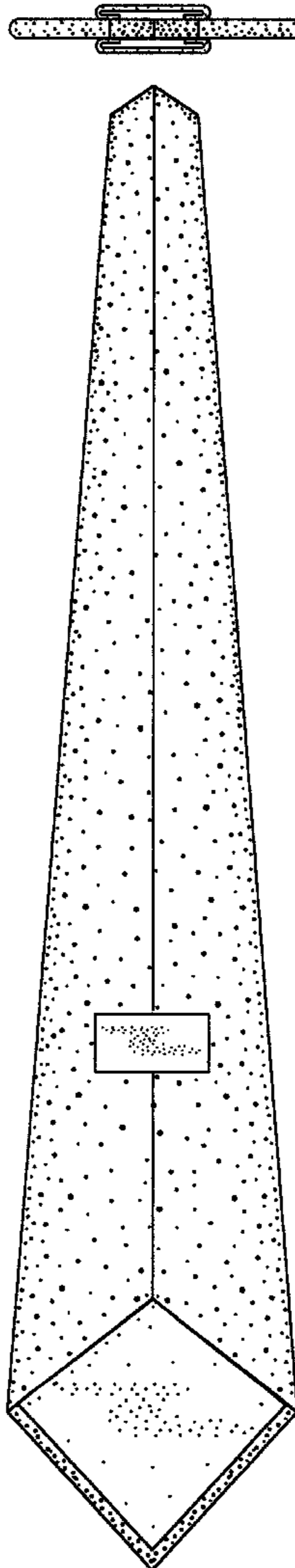
FIG. 4 is a right side elevational view of the necktie of FIGS. 1, 2, and 3;

U.S. PATENT DOCUMENTS

D. 393,137 * 4/1998 Breton D2/605
1,600,971 * 9/1926 Bracken 2/145

FIG. 5 is a top plan view of the necktie of FIGS. 1, 2, 3 and 4; and,
FIG. 6 is an opposite end elevational view thereof.

1 Claim, 1 Drawing Sheet



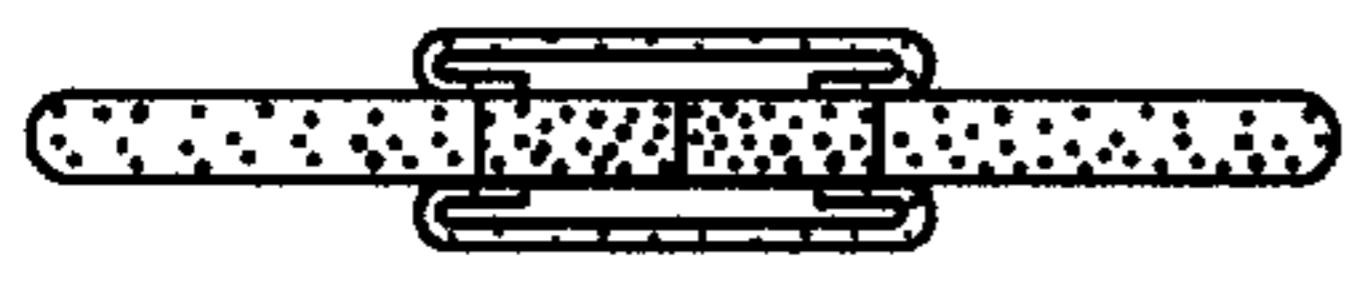


Fig. 1

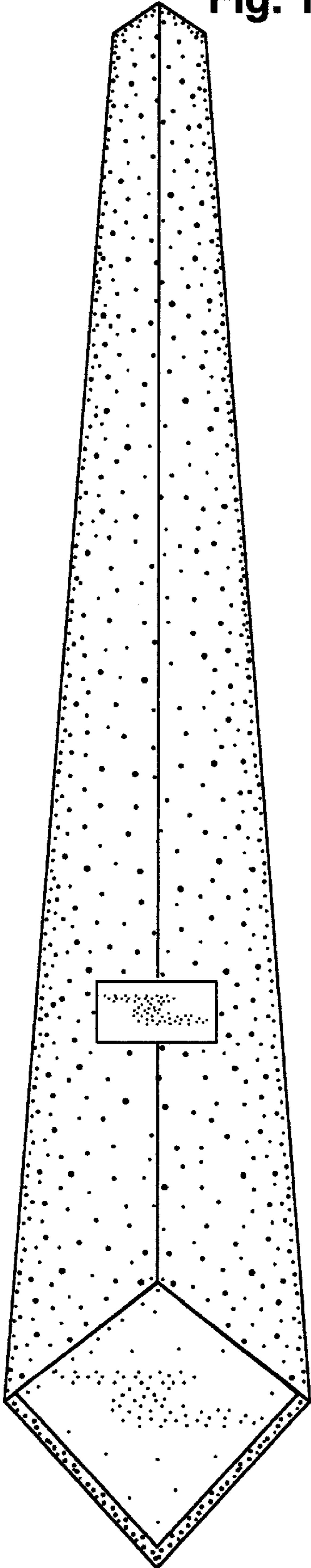


Fig. 2

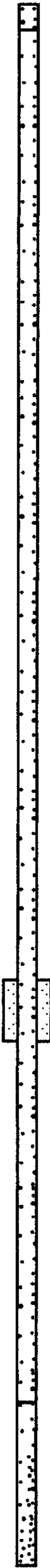


Fig. 3

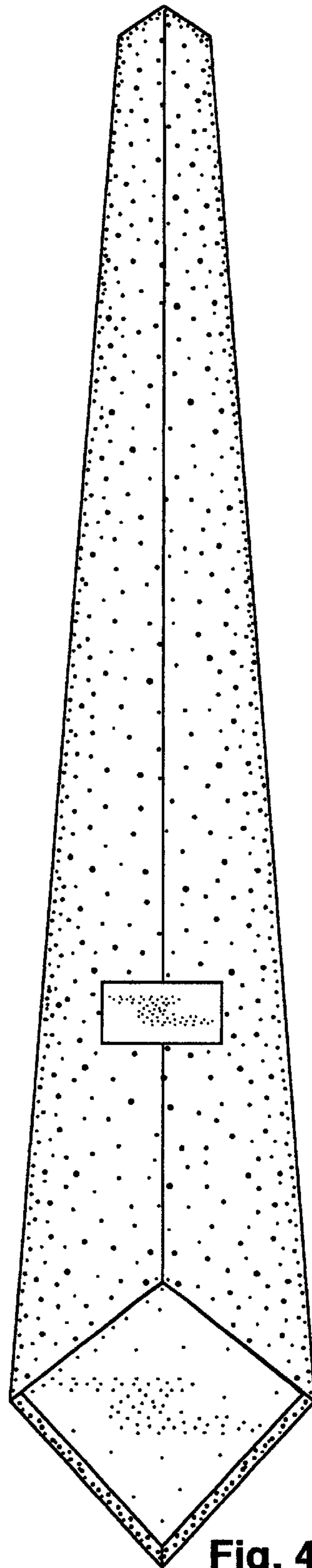


Fig. 4



Fig. 6

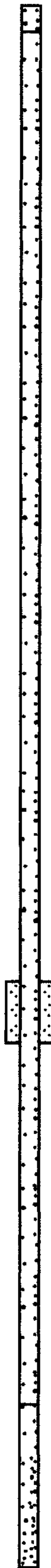


Fig. 5