



US00D448121B1

(12) **United States Design Patent**  
**Gebb et al.**

(10) **Patent No.:** **US D448,121 S**

(45) **Date of Patent:** **\*\* Sep. 18, 2001**

(54) **LIPSTICK CASE**

4,979,840 \* 12/1990 Madaus et al. .... 401/202

5,221,153 6/1993 Spatz ..... 401/98

5,842,802 12/1998 Lang et al. .... 401/68

(75) Inventors: **Stephen Elton Gebb; Laurent Jean Marie Hainaut; Anne Brunn**, all of New York, NY (US)

\* cited by examiner

*Primary Examiner*—Ted Shooman

*Assistant Examiner*—C Tuttle

(73) Assignee: **Revlon Consumer Products Corporation**, New York, NY (US)

(74) *Attorney, Agent, or Firm*—Julie Blackburn

(\*\*) Term: **14 Years**

(57) **CLAIM**

(21) Appl. No.: **29/133,569**

The ornamental design for a lipstick case, as shown and described.

(22) Filed: **Dec. 4, 2000**

**DESCRIPTION**

(51) **LOC (7) Cl.** ..... **28-03**

FIG. 1: is a right side perspective view of the lipstick case in the closed position.

(52) **U.S. Cl.** ..... **D28/88**

FIG. 2: is a front elevational view of the lipstick case in the closed position.

(58) **Field of Search** ..... D28/76, 77, 7, D28/85-91; 132/317, 318, 320; 401/61-98, 192; 206/385, 581

FIG. 3: is a left side elevational view of the lipstick case in the closed position.

(56) **References Cited**

FIG. 4: is a rear elevational view of the lipstick case in the closed position.

**U.S. PATENT DOCUMENTS**

D. 92,230	5/1934	Cox .	
D. 161,051	11/1950	Piccoli .	
D. 201,420	6/1965	Bernard .	
D. 280,451	9/1985	Bakic .....	D28/88
D. 294,409	* 2/1988	Kemmerer .....	D28/82
D. 331,815	12/1992	DiSomma et al. ....	D28/4
D. 335,364	* 5/1993	Yang .....	D28/85
D. 343,474	1/1994	Chen .....	D28/87
D. 343,926	* 2/1994	Garouste et al. ....	D28/88
D. 417,752	12/1999	Bakic .....	D28/85
D. 425,256	* 5/2000	Gavin .....	D28/85
3,217,869	11/1965	Katz et al. .	
3,706,354	12/1972	Gruska .....	401/78
3,806,263	4/1974	Webster .....	401/78

FIG. 5: is a top plan view of the lipstick case in the closed position.

FIG. 6: is a bottom plan view of the lipstick case in the closed position.

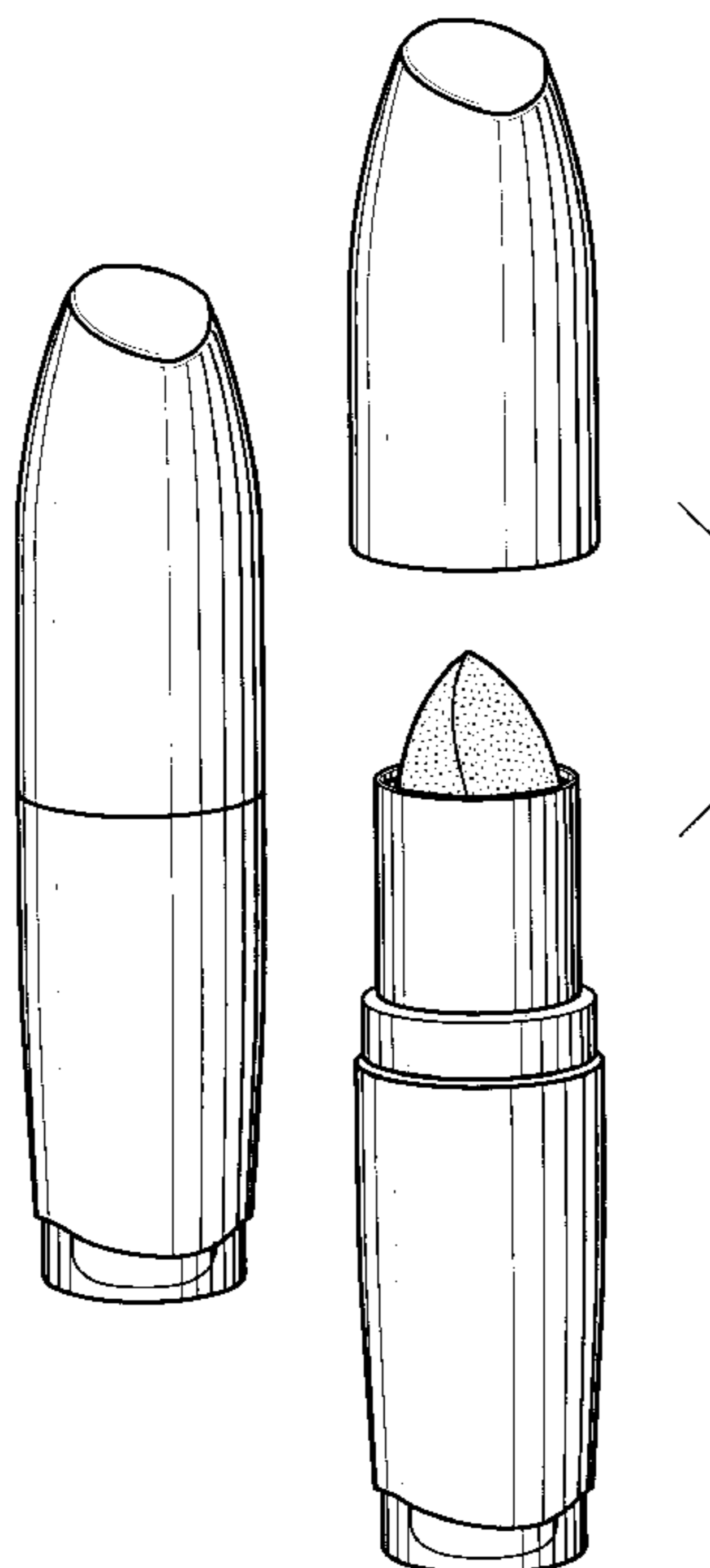
FIG. 7: is a right side perspective view showing the lipstick case in the open position.

FIG. 8: is a left side elevational view of the lipstick case in the open position.

FIG. 9 is a plan view seen in the direction of arrows 9—9 in FIG. 8; and,

FIG. 10 is a plan view seen in the direction of arrows 10—10 in FIG. 8.

**1 Claim, 2 Drawing Sheets**



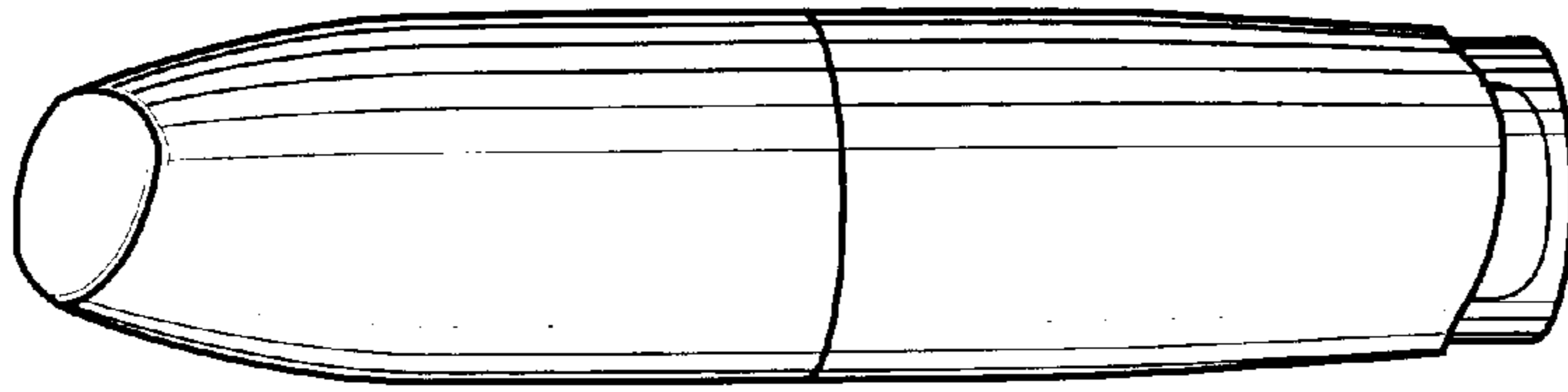


FIG. 1

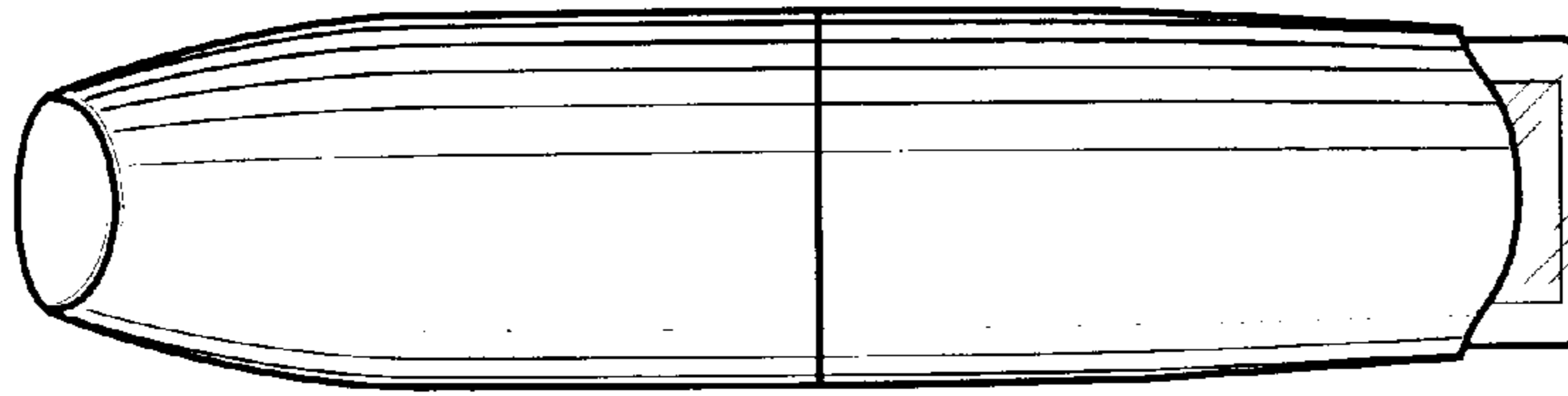


FIG. 2




FIG. 3




FIG. 4

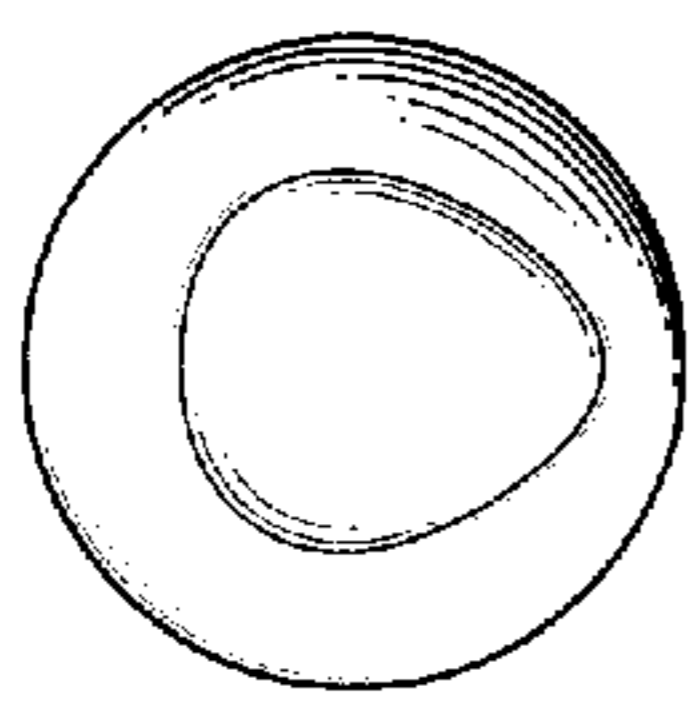


FIG. 5

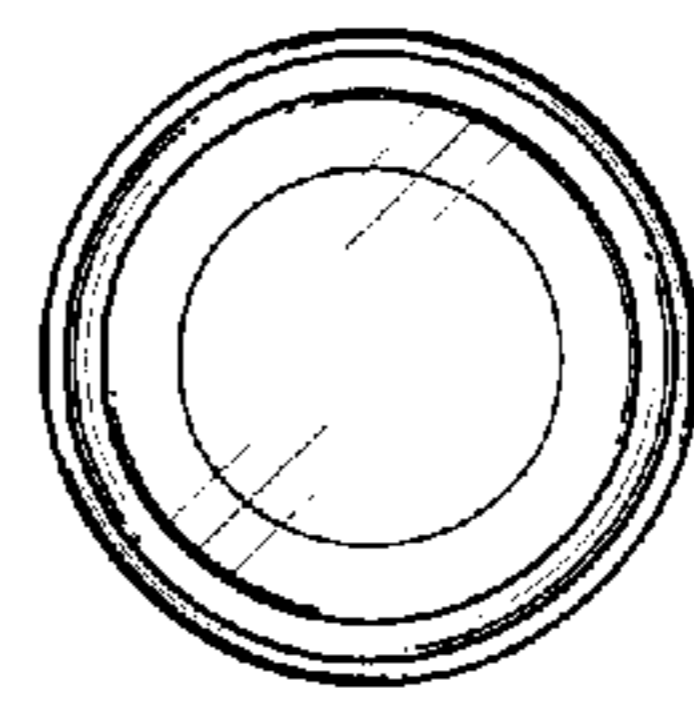


FIG. 6

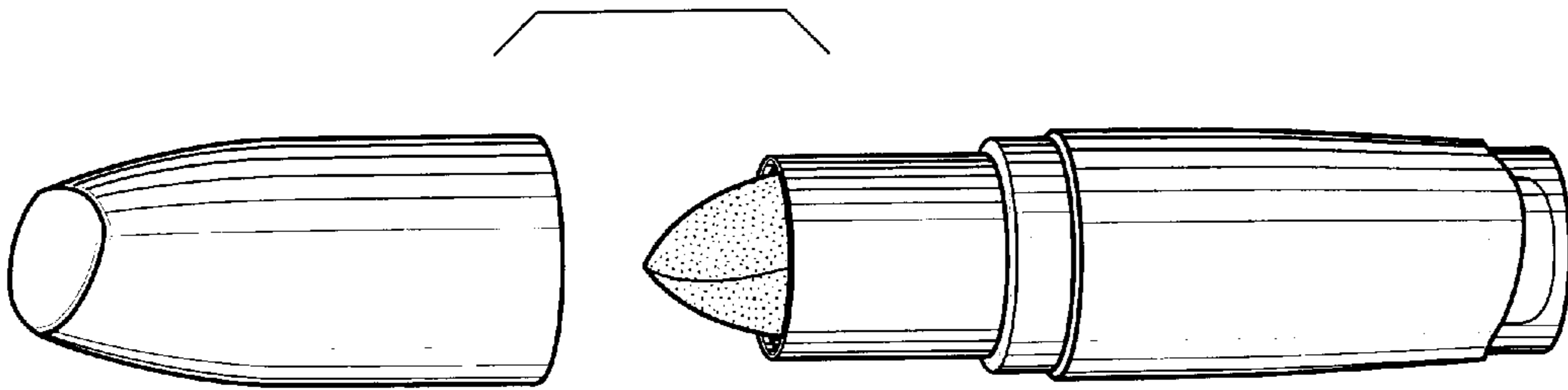


FIG. 7

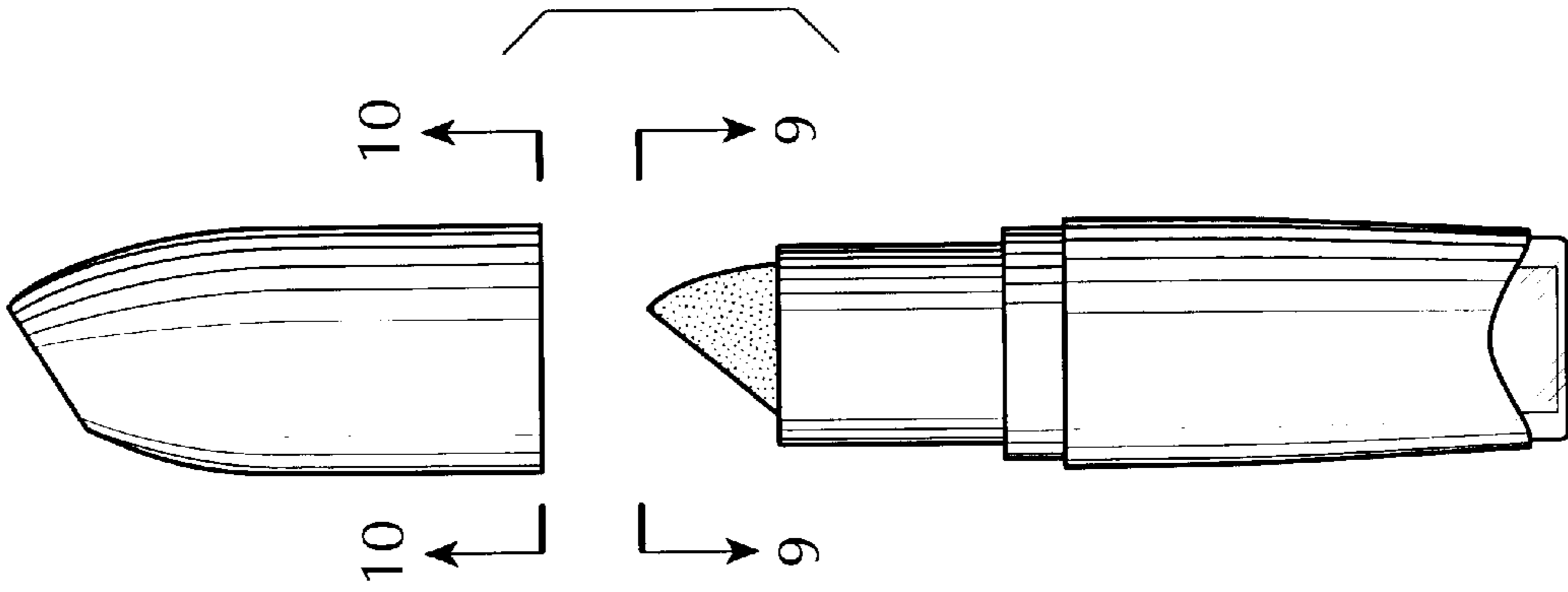


FIG. 8

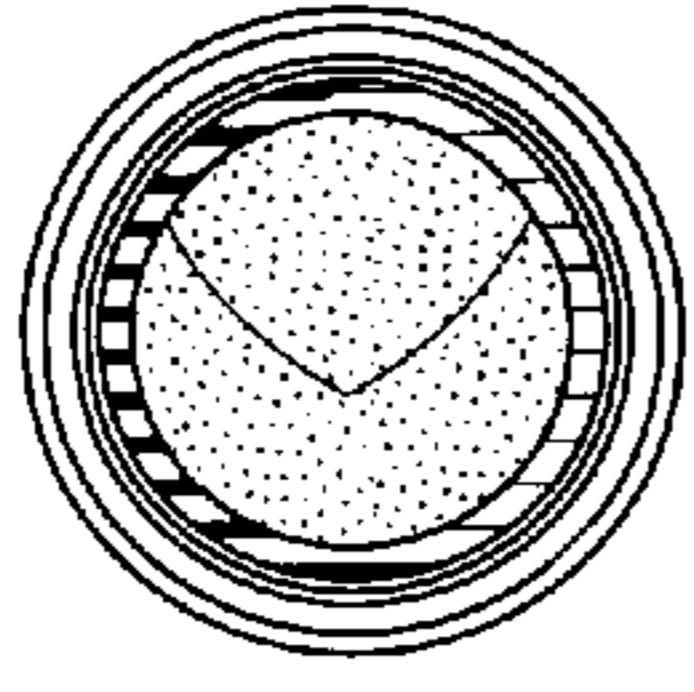


FIG. 9

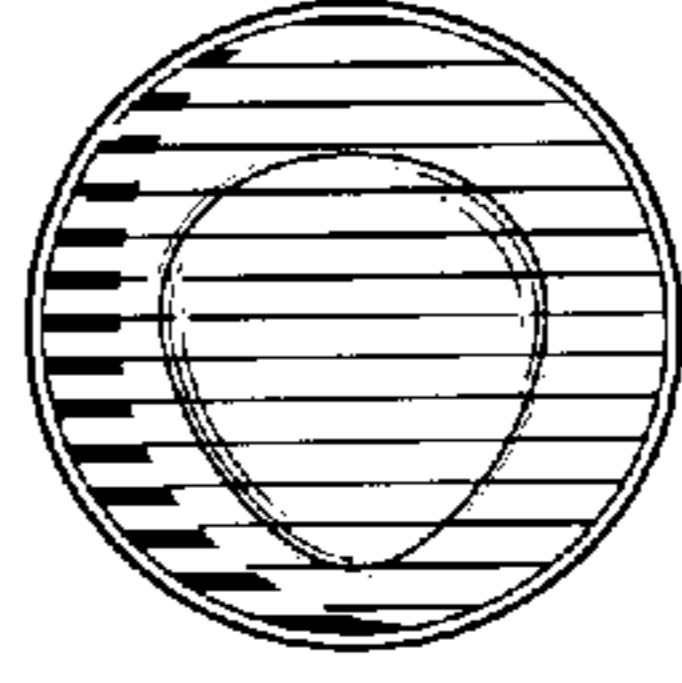


FIG. 10