



US00D448110B1

(12) **United States Design Patent** (10) **Patent No.:** **US D448,110 S**  
**Xu** (45) **Date of Patent:** **\*\* Sep. 18, 2001**

(54) **PIEZOELECTRIC LIGHTER**

D. 429,370 \* 3/1999 Maruyama ..... D27/141

(75) Inventor: **Wen Xu**, Zhejiang (CN)

\* cited by examiner

(73) Assignee: **Zreative Products, Inc.**, S. El Monte, CA (US)

*Primary Examiner*—Susan J. Lucas  
*Assistant Examiner*—Jennifer Rivard

(\*\*) Term: **14 Years**

(74) *Attorney, Agent, or Firm*—Raymond Y. Chan; David and Raymond Patent Group

(21) Appl. No.: **29/135,548**

(57) **CLAIM**

(22) Filed: **Jan. 16, 2001**

The ornamental design for a piezoelectric lighter, as shown.

(51) **LOC (7) Cl.** ..... **27-05**

**DESCRIPTION**

(52) **U.S. Cl.** ..... **D27/141; D27/157; D27/159**

FIG. 1 is a prespective view thereof.

(58) **Field of Search** ..... D27/141, 154, D27/155, 157, 160, 159; 431/129, 130, 132, 142–144, 151, 254–256, 267, 273, 274, 277

FIG. 2 is a front view thereof.

FIG. 3 is a rear view thereof.

FIG. 4 is a right view thereof.

FIG. 5 is a left view thereof.

FIG. 6 is a top view thereof; and,


FIG. 7 is a bottom view thereof.

(56) **References Cited**

**U.S. PATENT DOCUMENTS**

D. 217,831 \* 6/1970 Racek ..... D27/157

**1 Claim, 7 Drawing Sheets**






FIG. 1




FIG. 2




FIG. 3




FIG. 4




FIG. 5




FIG. 6




FIG. 7